

SIEMENS



SIMATIC HMI / PC-based Automation

Human Machine Interface Systems/ PC-based Automation

Catalog
ST 80/
ST PC

Edition
2020

[siemens.com/simatic](https://www.siemens.com/simatic)

Related catalogs

Siemens TIA Selection Tool
for the selection, configuration and ordering of
TIA products and devices

www.siemens.com/tst



SIMATIC ST 70
Products for
Totally Integrated Automation

PDF (E86060-K4670-A101-B7-7600)



SIMATIC ST 70 N
Products for
Totally Integrated Automation

PDF (E86060-K4670-A151-B1-7600)



SIMATIC ST PCS 7
SIMATIC PCS 7 Process Control System
Vol. 1: System components

E86060-K4678-A111-C6-7600



Industrial Communication IK PI
SIMATIC NET

E86060-K6710-A101-B8-7600




SITOP KT 10.1
SITOP
Power supply

E86060-D4001-A510-D8



SITRAIN
Digital Industry Academy

www.siemens.com/sitrain



Industry Mall
Information and Ordering Platform
on the Internet:

www.siemens.com/industrymall



Contact
Your personal contact can be found in our
Contacts Database at:

www.siemens.com/automation-contact



TIA Selection Tool

The smart configurator for the entire Siemens automation portfolio



Prime reasons for the TIA Selection Tool



Quick, easy and secure

Components can be selected, configured and ordered quickly, easily and securely from the Siemens automation portfolio



Intelligent

Intelligent selection wizards check the compatibility of the configured components and enable error-free ordering



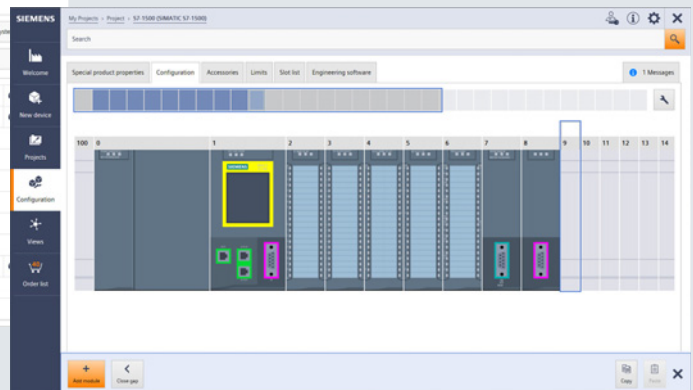
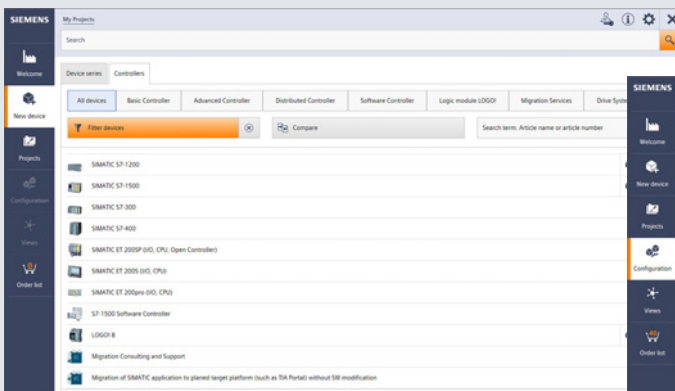
Clear

Required modules, devices and networks are automatically generated and clearly compared to one another



Time-saving

Time savings of 80% in design – thanks to ease of use and intelligent support



The TIA Selection Tool is a completely paperless solution.

Download it now:

www.siemens.com/tst

For more information, scan the QR code



Siemens Industrial Edge

Totally Integrated Automation
enhanced by Edge Computing



Integrated into production – Simple, flexible and secure

Industrial Edge enables the local evaluation and analysis of machine and production data, and allows it to be quickly and instantaneously processed for further use, e.g. in ERP systems or in the cloud.

This leads to numerous application uses from analyzing machine data for better planning of the next maintenance job to cloud-based data use for machine manufacturers to further improve development of the next generation of machines based on the data. The respective application determines whether and how the cloud can be used in addition to Industrial Edge.

Advantages of Industrial Edge at a glance

Conventional data processing solutions close to the production are often complicated and less scalable, with security aspects often presenting a constant challenge.

Industrial Edge comes with the familiar standards from the IT branch, such as central software deployment, (mass) device management, container technology (apps), as well as system-wide security solutions at the machine – integrated in the SIMATIC S7-1500, SIMATIC HMI Unified Comfort Panels or other Edge-enabled devices, such as Industry PCs.



Local, safe mass data processing

The advantages of IT in automation technology are used to securely collect machine and plant data and analyze it flexibly using the app.



Faster innovation cycles

The constant updatability of applications and device firmware provide both a continuing supply of innovations from the IT branch and increased data security.



Reduced time to market launch

Platform functionalities such as central updates, security and integrated connectivity, as well as integration in automation save time and effort during software development and in operation.



Open ecosystem

Open standards such as the Docker container technology offer future-proof security and a low barrier to implementation. An industrial app store offers users and manufacturers completely new possibilities.

www.siemens.com/industrial-edge

Operator control and monitoring systems/ PC-based Automation

SIMATIC HMI / PC-based Automation



Catalog ST 80 / ST PC · 2020

Supersedes:
Catalog ST 80 / ST PC · 2019

Refer to the Industry Mall for current updates of
this catalog:

www.siemens.com/industrymall

© Siemens 2020

Introduction

1

Operator Panels

2

HMI Software

3

PC-based Automation

4

Customized Automation

5

Accessories

6

Appendix

7



The products and systems described in this catalog are manufactured/distributed under application of a certified quality management system in accordance with DIN EN ISO 9001 (Certified Registration No. 2613-05). The certificate is recognized by all IQNet countries.

Operator control and monitoring systems PC-based Automation



1/2

SIMATIC HMI operator control and monitoring systems

1/6

PC-based Automation

Introduction

SIMATIC HMI operator control and monitoring systems

1

Overview



SIMATIC HMI operator control and monitoring systems – efficient machine-level operator control and monitoring

Equipment for monitoring and operator control is needed wherever people have to work with or on machinery and plants performing diverse tasks from cylinder driers to waste compactors. It is not difficult to find the right device for your specific task. The challenge is to find a solution that is future-proof and flexible, that can be integrated into higher-level networks, and that can also meet the ever-increasing demands for transparency and data provision.

SIMATIC HMI Panels have proven their value in a variety of different applications in all industrial sectors over many years. The range of the systems in use is just as wide as that of the applications and technologies in the respective plants.

SIMATIC HMI stands for highly efficient machine-level operator control and monitoring and has some unique advantages:

- Efficient engineering
Visualization can be created more quickly and easily than ever before.
- Innovative design and operation
Visualization becomes the outstanding feature of the machine.
- Brilliant HMI operator panels
The right operator panel for every application.
- Backup – with security
Protection for investments and know-how, secure operation.
- Commissioning in the fast lane
Lose no time with testing and servicing.
- Openness with PC-based
For flexible, independent applications

<http://www.siemens.com/hmi>

NEW: SIMATIC WinCC Unified system – unlimited visualization for every application

SIMATIC WinCC Unified is a totally new visualization system for meeting the challenges of digitalization in machine and plant construction.

State-of-the-art hardware and software technologies make this possible now and in the future. Tried and tested engineering in the TIA Portal, the latest web technology and great reserves of performance for the coming years combined with the freedom to implement your ideas as you imagine them.

<http://www.siemens.com/wincc-unified>

SIMATIC HMI software – a lot more than just visualization software

With the SIMATIC WinCC (TIA Portal), SIMATIC WinCC and SIMATIC WinCC Open Architecture product families, SIMATIC HMI covers the entire engineering and visualization software spectrum for the human machine interface.

- Almost the entire range of SIMATIC operator panels can be configured with SIMATIC WinCC (TIA Portal), the successor to SIMATIC WinCC flexible. The functionality covers both visualization tasks at machine level and SCADA applications on PC-based multi-user systems.
- The current version 7.5 of SIMATIC WinCC is available for extremely complex process visualization tasks and SCADA applications, e.g. taking account of redundant solutions and vertical integration all the way to plant intelligence solutions.
- Ultimately, SIMATIC WinCC Open Architecture addresses applications that require extensive customer-specific adaptations or manage large and/or complex applications, as well as projects that demand special system requirements and functions.

<http://www.siemens.com/hmi-software>

NEW: SIMATIC WinCC Unified visualization software

SIMATIC WinCC Unified software enables access to open interfaces, modern web technologies and consistent integration in order to implement modern visualization concepts simply and easily in the TIA Portal.

<http://www.siemens.com/wincc-unified-software>

SIMATIC HMI – brilliant and rugged operator panel

Basic HMI – for the entry level

- Key Panels
Pre-assembled and ready for installation, for conventional operator panels. No configuration required with WinCC!
<http://www.siemens.com/key-panels>
- Basic Panels
The entry level series for simple HMI applications.
<http://www.siemens.com/basic-panels>

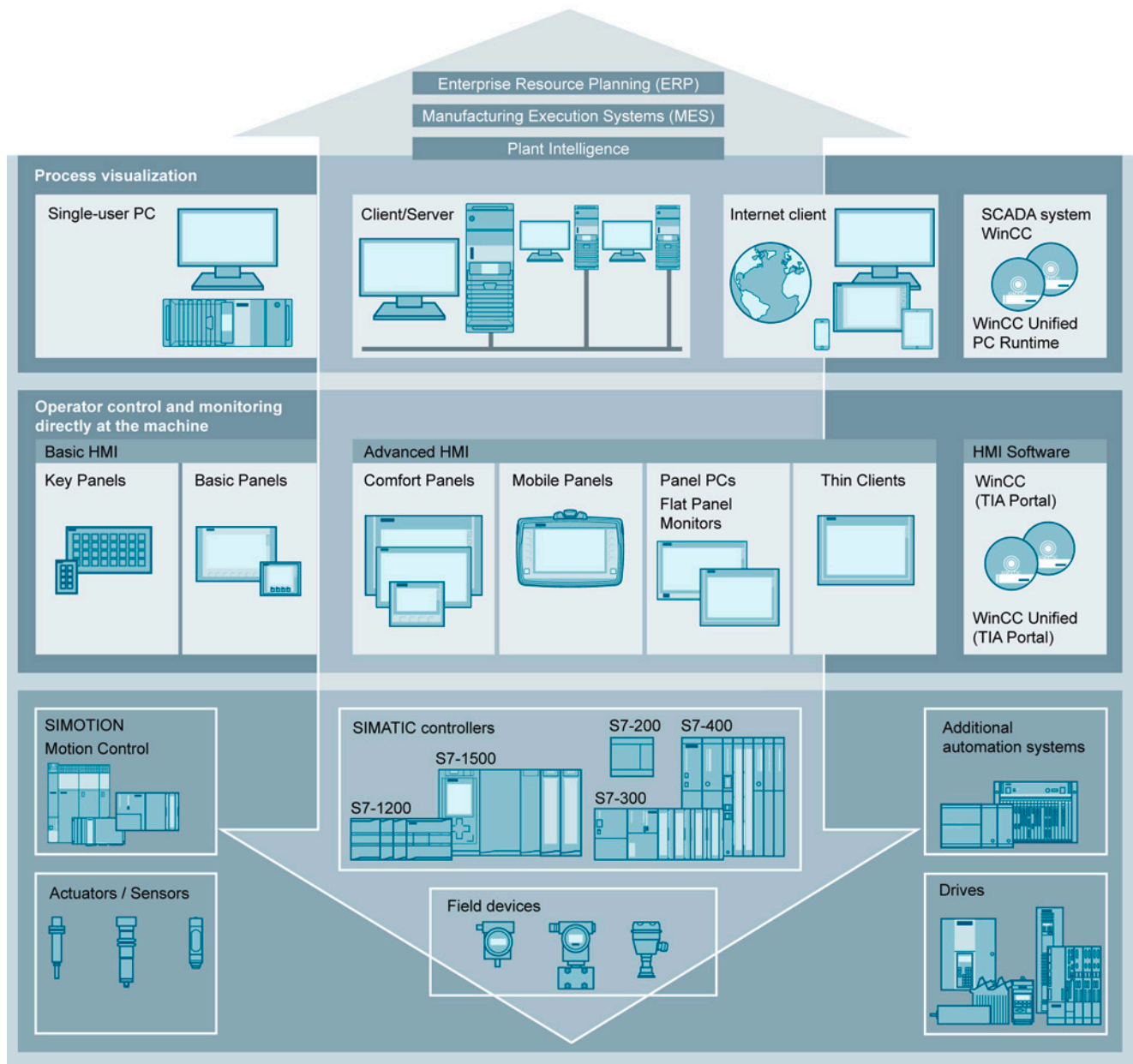
Panel-based HMI Advanced - for more sophistication

- **New:** SIMATIC HMI Unified Comfort Panels
High-end performance and state-of-the-art technology for the future of visualization
<http://www.siemens.com/wincc-unified-hardware>
- Comfort Panels
High-end functionality for demanding indoor and outdoor HMI applications.
<http://www.siemens.com/comfort-panels>
- Mobile Panels
Portable HMI operator panels for mobile deployment on site.
<http://www.siemens.com/mobile-panels>

Individual HMI devices in customized versions

<http://www.siemens.com/customized-automation>

Overview (continued)



Introduction

1

SIMATIC HMI operator control and monitoring systems

Overview (continued)

Control system optimizes the productivity of a hot dip galvanizing plant



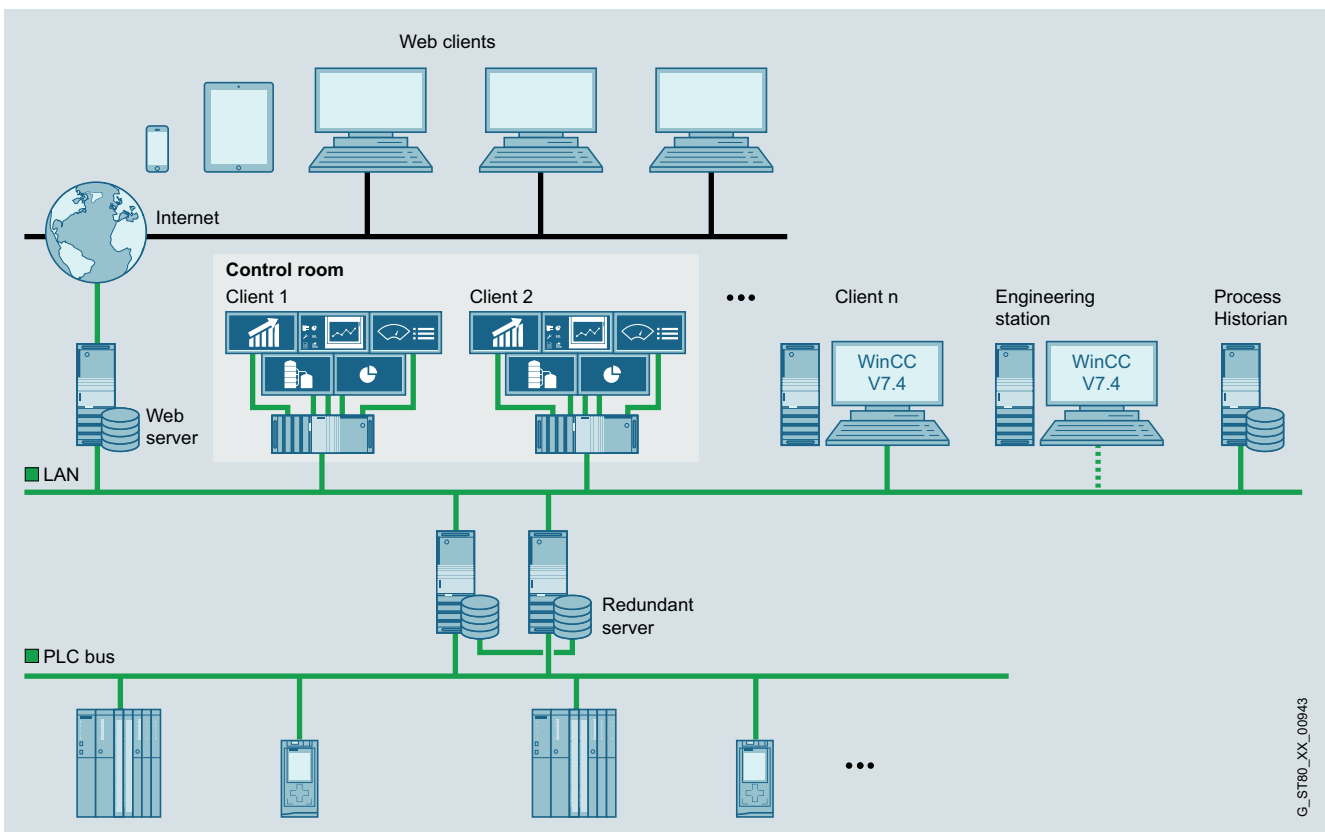
Reference: V7 Control room

As semi-finished products, galvanized steel sheets play a key role in industrial production, such as car manufacturing. One proven method of protecting steel sheets from rust is the application of a zinc coating in a hot dip galvanizing process, in which strips of sheet steel are drawn through a bath containing liquid zinc.

Plants for this process are complex and in continuous operation, thus placing high demands on the process control system and the hardware used.

Advantages of the SIMATIC SCADA system and SIMATIC IPC solution:

- SIMATIC WinCC V7 SCADA control system whose scalability and openness also permits the implementation of future functional expansions.
- Redundant setup of the control system and operating stations with industry-compatible SIMATIC industrial PCs and Thin Clients.
- Optimum overview thanks to multi-monitor solution in the control room and more than 27 operating stations throughout the plant and production hall.
- Availability of the production data over a long period in SIMATIC Process Historian for reasons of traceability.
- Increased productivity using long-term analyses of plant availability, productivity, energy consumption and quality.
- More effective support and shorter downtimes thanks to fast, web-based access to plants with the SIMATIC WinCC WebNavigator.



SIMATIC WinCC V7 SCADA system

G_ST80_XX_00843

Overview (continued)

Modernization of a plant in the food and beverage industry on the basis of an integrated automation and visualization solution




WinCC Professional reference

The modernization involved equipping 3 production lines with an expanded SCADA system, a new control architecture, converters and motor starters. The project was implemented smoothly, and the integrated hardware and software solution with the TIA Portal enabled the simplification of the engineering process.

Advantages of the solution with the SIMATIC SCADA system WinCC Professional in the TIA Portal, S7-1500 and SIMATIC IPC:

- Simplified application engineering
- Efficient monitoring of the production lines enables the optimal path through the production to be defined for each batch.
- Increased productivity
- Simple and intuitive operation implemented thanks to good visual support
- Better control of the motors involved with the process
- Integration of the production data into the existing ERP system
- Faults in the current process can be easily localized

Tunnel control system for the longest railway tunnel in the world



Control room with WinCC OA

The SIMATIC WinCC Open Architecture tunnel control system is at the heart of the monitoring systems for the entire tunnel infrastructure. Continuous availability of the entire system is essential to ensure the trouble-free operation of the Gotthard Base Tunnel.

The Gotthard Base Tunnel has a tunnel control center at the south and north portals. The two tunnel control systems installed there monitor and control all of the installed systems and plants. All the required data are acquired, collated and visualized on the tunnel control system. A fully integrated maintenance management tool and an operations control system are also part of the tunnel control system with a large screen display.

The advantages of the solution:

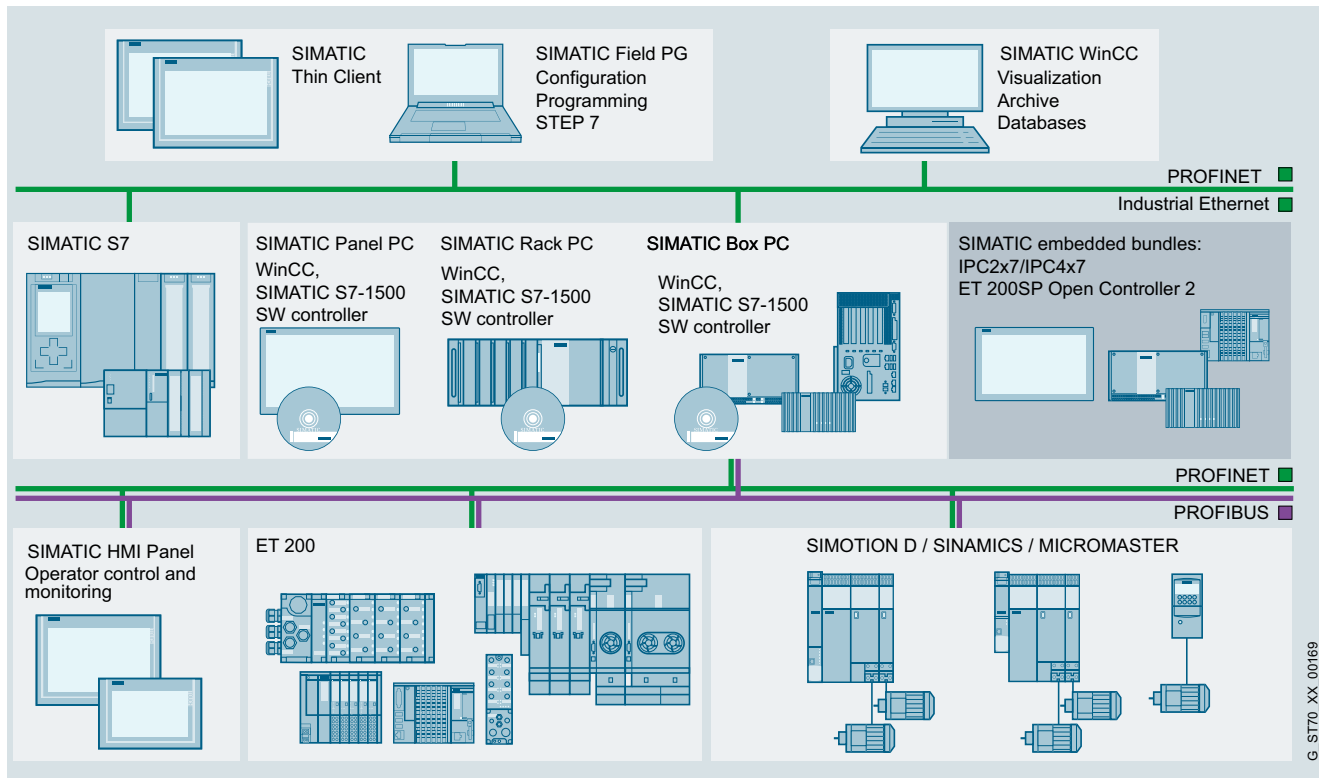
- Highest failure safety thanks to the presence of doubly redundant tunnel control equipment – Disaster Recovery System (2x2 redundancy)
- Central monitoring of the infrastructure simplifies fault management
- More efficient operation through central control of the entire infrastructure
- Integration of many (sub-)systems thanks to OPC UA as a standardized interface throughout the entire project
- Optimal user friendliness through uniform user interface across all plants, overview of all systems at one workstation as well as large screen display (multi-monitor management)

Introduction

PC-based Automation

1

Overview



G_STT0_XX_00169

SIMATIC PC-based Automation

<http://www.siemens.com/pc-based>

Industrial IoT Gateway - SIMATIC IOT2000

An intelligent gateway which harmonizes communication between the various sources of data before analyzing it and forwarding it to the corresponding recipients. An easy-to-implement solution.

<http://siemens.com/iot2000>

Industrial PCs

Our reliable and innovative industrial PCs are the optimal PC hardware platform for PC-based Automation from Siemens.

- Rack PC
- Box PC
- Panel PC
- Tablet PC
- Industrial monitors and thin clients
- Devices for special requirements
 - Fully-enclosed IP65 devices
 - Devices with stainless steel fronts
 - Devices for hazardous areas
- IPC software
- Embedded bundles/software packages

<http://www.siemens.com/simatic-ipc>

Software controller

The SIMATIC S7-1500 Software Controller implements a SIMATIC S7-1500 controller on SIMATIC IPC.

It is particularly suitable for control solutions in special-purpose machine manufacturing which involve a high-performance implementation of complex control tasks, the integration of PC applications, or the realization of multiple tasks on a single device.

<http://www.siemens.com/software-controller>

PC-based controllers

PC-based controllers combine the functions of a PC-based software controller with visualization, PC applications and central I/Os (inputs/outputs) in a single, compact device.

The SIMATIC ET 200SP Open Controller 2 is an industrial PC with the design of the ET 200SP I/O system and a pre-installed S7-1500 Software Controller.

<http://www.siemens.com/open-controller>

Application examples and references

You can find an overview of the references and application examples at the Reference Center and on the following web pages:

<http://www.siemens.com/automation/references>

or

<https://new.siemens.com/global/en/products/automation/references.html>

Operator panels

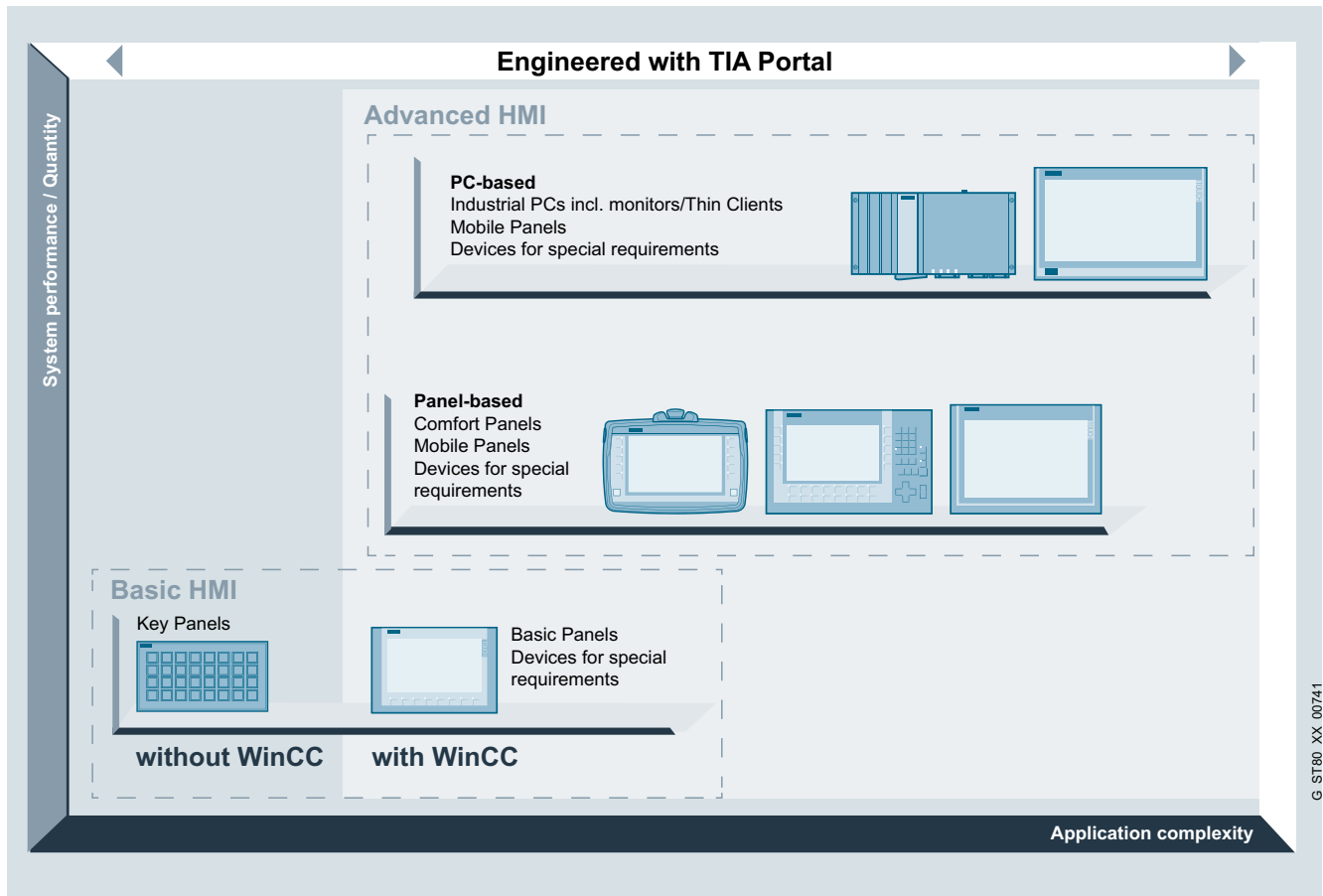


2/2	Introduction
2/5	Basic HMI
2/5	<u>Key Panels</u>
2/6	SIMATIC HMI KP8/KP8F/KP32F
2/12	SIPLUS HMI KP8/KP8F/KP32F
	<u>Basic Panels</u>
2/15	Standard devices 2 nd Generation
2/23	SIPLUS Basic Panels (2 nd Generation)
2/26	Advanced HMI – Panel-based
2/26	Introduction
	<u>Unified Comfort Panels</u> NEW
2/27	Introduction
2/28	SIMATIC HMI Unified Comfort Panels
	<u>Comfort Panels</u>
2/33	Comfort Panels Standard devices
2/45	SIPLUS Comfort Panels Standard
2/50	SIMATIC HMI Comfort Panels Outdoor
2/56	SIPLUS Comfort Panels Outdoor
2/58	SIMATIC HMI Comfort Panels PRO
2/72	SIMATIC HMI Comfort Panels INOX and INOX PCT
2/82	<u>Mobile Panels</u>
2/83	Mobile Panels 2 nd Generation
2/93	SIMATIC HMI KTP700F Mobile Arctic NEW
	<u>System components for Mobile Panels</u>
2/96	Connection box for Mobile Panels (2 nd Generation)
2/100	Advanced HMI – PC-based
2/101	System interfaces with WinCC (TIA Portal)
2/101	Introduction
2/102	SIMATIC S7
2/103	Controllers from other manufacturers

Operator panels

Introduction

Overview



SIMATIC operator panels overview

SIMATIC HMI Panels – HMI devices for efficient machine-level interaction

A complete range of powerful and innovative operator control and monitoring devices is available for implementing efficient, machine-level HMI solutions in the most diverse applications and industries.

One unique and highly efficient feature is the integrated configuring via SIMATIC WinCC in the TIA Portal, with which users can achieve significant savings with regard to engineering time, costs and effort.

<http://www.siemens.com/hmi-panels>

Basic HMI

- **Panel-based:**
HMI devices with excellent price-performance ratio for simple visualization tasks.
<http://www.siemens.com/basic-hmi>

Advanced HMI

- **Panel-based:**
Powerful HMI devices for realization of demanding visualization tasks with a high level of convenience.
<http://www.siemens.com/advanced-hmi-panel>
- **PC-based:**
High-performance operator panels for complex, data-intensive, visualization tasks.
<http://www.siemens.com/advanced-hmi-pc>

Rugged and compact for use at machine level

With IP65/NEMA 4 degree of protection at the front, high EMC and extreme vibration resistance, the SIMATIC HMI operator panels are ideally suited for use at machine level in rough industrial environments. Thanks to their compact design with a shallow mounting depth, the stationary operator panels can be fitted anywhere, even where only restricted space is available. For distributed configurations, there are also devices available with all-round IP65/NEMA 4 protection.

The extremely rugged and shock-proof enclosure with degree of protection IP65 makes the Mobile Panels especially suitable for industrial applications. Their low weight and ergonomic design means that they are user-friendly and easy to operate.

One configuration software for everything

SIMATIC WinCC (TIA Portal) is a tool for the uniform configuration of all SIMATIC HMI Panels as well as PC-based systems. Graded variants are available for every task. The software permits simple and efficient configuration. Programming experience is not required.

Once created, configurations can be reused within the family. Key Panels only need to be configured, not programmed.

Overview (continued)**Component of Totally Integrated Automation**

Siemens provides the complete modular system of matched components for automation solutions from one source and — with Totally Integrated Automation — one of the most globally successful automation concepts.

SIMATIC WinCC (TIA Portal) is an integral component of this world. It offers crucial advantages. Thanks to the triple uniformity in configuration/programming, data management and communication, automation solution engineering costs are significantly reduced.

Open for a wide variety of automation systems

Despite being consistently incorporated into the SIMATIC world, the panels are nevertheless open for connection to PLCs from many different manufacturers. The standard delivery includes a comprehensive range of user-friendly drivers.

Innovative operator control and monitoring

The SIMATIC HMI Panels facilitate innovative operator control and monitoring combined with ruggedness, stability and simplicity.

On the Comfort Panels in particular, standard hardware and software interfaces, e.g. the Multimedia Card/SD Card, USB, Ethernet, PROFINET, PROFIBUS DP and Visual Basic scripts, provide more flexibility and openness as well as access to the office world.

Worldwide application

The SIMATIC HMI Panels are ideally equipped for global use. Online language switching permits selection of up to 32 languages during operation simply by pressing a button.

The wide variety of languages available also includes, for example, Asian logographic languages (Chinese, Taiwanese, Korean, Japanese) and Russian.

The configuration interface of WinCC (TIA Portal) including the online help and the complete documentation is also multilingual. Up to 32 languages can be used in one project. And all this is complemented by global service and support from Siemens.

Configuration at a glance

	WinCC Unified (TIA Portal) engineering software		WinCC (TIA Portal) engineering software			STEP 7	
	Comfort	PC	Basic	Comfort	Advanced	Professional	STEP 7
Key Panels	-	-	-	-	-	-	•
Basic Panels 2nd Generation ¹⁾	•	•	•	•	•	•	-
Unified Comfort Panels	•	•	-	-	-	-	-
Comfort Panels	•	•	-	• ³⁾	•	•	-
Mobile Panels 2nd Generation	•	•	-	• ²⁾	• ²⁾	• ²⁾	-

• Possible

¹⁾ As of WinCC (TIA Portal) V13

²⁾ As of WinCC (TIA Portal) V13 SP1

³⁾ Outdoor versions from WinCC (TIA Portal) V13 SP1, Update 6 and HSP (download), or Comfort Panels 15" - 22" (-0AX1) from V14 SP1 HSP

Operator panels

Introduction

Overview (continued)

	WinCC flexible engineering software			
	Micro	Compact	Standard	Advanced
Key Panels	-	-	-	-
Basic Panels (1st Generation)				
KTP400 Basic mono PN	-	•	•	•
KTP600 Basic	-	•	•	•
KTP1000 Basic	-	•	•	•
TP1500 Basic	-	•	•	•
Mobile Panels				
Mobile Panel 177	-	•	•	•
Mobile Panel 277	-	-	•	•
Mobile Panel 277(F) IWLAN	-	-	•	•
Micro Panels				
OP 73micro	•	•	•	•
TP 177micro	•	•	•	•
Panels – 70 Series				
OP 73	-	•	•	•
OP 77A/B	-	•	•	•
Panels – 170 Series				
TP 177A	-	•	•	•
TP/OP 177B	-	• 1)	• 1)	• 1)
Panels – 270 Series				
TP 277/OP 277	-	-	• 2)	• 2)
Multi Panels – 170 Series				
MP 177	-	• 5)	• 4)	• 4)
Multi Panels – 270 Series				
MP 277	-	-	•	•
Panels – 370 Series				
MP 377	-	-	• 3)	• 3)
WinAC MP				
WinAC MP 177	-	• 5)	• 5)	• 5)
WinAC MP 277	-	-	• 5)	• 5)
WinAC MP 377	-	-	• 5)	• 5)

• Possible

1) WinCC flexible 2005 or higher and TP 177B 4* with WinCC flexible 2008 and higher

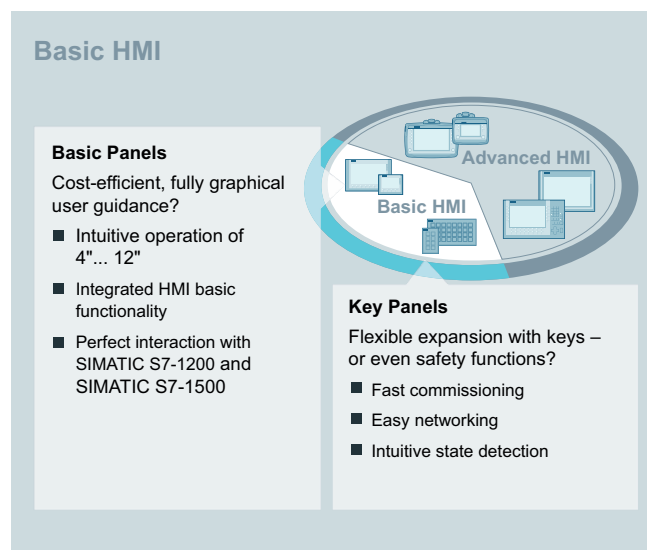
2) WinCC flexible 2005 SP1 and higher

3) WinCC flexible 2007 and higher: Mobile Panel 277(F) IWLAN V1;
WinCC flexible 2008 SP2 and higher: Mobile Panel 277(F) IWLAN V2

4) WinCC flexible 2008 and higher

5) WinCC flexible 2008 SP1 and higher

Overview

**Inexpensive realization of simple HMI tasks**

Basic HMI is recommended for simple applications with a limited quantity structure, where the price-performance ratio counts as well as fast, intuitive operation.

The devices offer a brilliant display quality and high-power visualization, which significantly simplifies the operation of simple machines and equipment.

You can also save valuable time during installation, commissioning and engineering with turnkey and flexible solutions.

SIMATIC HMI Key Panels

You can use the Key Panels to realize operator panels quickly, as well as save a lot of time and money setting them up since they are prefabricated and ready for installation.

All illuminated pushbuttons are freely configurable and equipped with five colored LEDs (red, green, blue, yellow and white). All buttons can also easily be inscribed in IP65. On the back, there are integrated IO terminals for connecting actuators and sensors.

SIMATIC HMI Basic Panels

Basic Panels are perfect for the cost-effective implementation of simple visualization tasks at machine level. Their basic features and functionality as well as the especially attractive price make them perfect entry-level devices.

The following modules are available:

- Key Panels
 - SIMATIC HMI KP8/KP8F/KP32F (key devices with multicolored LEDs)
- Basic Panels
 - Standard devices 2nd Generation

Key Panels

The Key Panels, PROFINET successors to the PROFIBUS-based Push Button Panels, are operator panels which are ready-to-run without any configuration effort at all.

Alternatives to individually wired long-stroke keys. They are designed for direct operator control of the machine.

Key Panels provide many basic functions for direct operator control and monitoring instead of machine operator control, a cost-effective, versatile and space-saving combination, and they reduce configuration and installation costs to a minimum. Furthermore, additional actuators and sensors can also be optionally connected directly on the back of the devices.

The Key Panels can be used directly in line and ring topologies thanks to an integrated switch and two RJ45 PN sockets.

In addition there are two fully configured IP65 installation enclosures for KP8(F) available.

Exact cutouts included. Even supply cables with plugs can easily be connected in IP65 without any drilling or milling. These ready-made enclosures can be used as small local operator stations.

They can be found under Accessories -> Fasteners, and depending on the version can come supplied with features such as EMERGENCY OFF buttons.

- SIMATIC HMI blank front design
- SIMATIC HMI KP8 PN
- SIMATIC HMI KP8F PN (shared device with GSD file possible)
- SIMATIC HMI KP32F PN (PROFIsafe can be switched off)
- Installation enclosure KP8 (Accessories -> Fasteners)
- Installation enclosure KP8F (Accessories -> Fasteners)

More information is available at:

<http://www.siemens.com/key-panels>


Operator panels

Basic HMI

Key Panels

SIMATIC HMI KP8/KP8F/KP32F

Overview



SIMATIC HMI KP32F and HMI KP8



Key Panel, empty front, at the front populated, at the back not populated

SIMATIC HMI Key Panels

- Optimum operability thanks to large mechanical keys and multi-colored LED backlighting (daylight readable)
- Over 60% time savings for wiring and installation (Plug&Play)
- More than 30% savings in material costs compared to conventional keypad operator panels
- 2 PROFINET ports (incl. switch) already integrated for setting up line and ring topologies
- Freely configurable digital I/Os on the rear for connecting key-operated switches, indicator lamps, etc.
- Connection of fail-safe emergency stop buttons or other fail-safe signals with KP8F and KP32F (in SIL2 or SIL3)
- Functionally compatible with all standard PROFINET master CPUs, also non-Siemens
- KP8 and empty front design, also optimized for installation in IPC Extension Units in IP65
- Maximum flexibility due to parameterization
- Empty front design for standardized assembly of flexible operator panels
- Installation enclosure, fully enclosed IP65, no drilling or milling necessary, KP8(F) not included; for accessories see technical specifications for installation enclosure

Technical specifications

Article number	6AV3688-3AY36-0AX0 SIMATIC HMI KP8 PN	6AV3688-3AF37-0AX0 SIMATIC HMI KP8F PN	6AV3688-3EH47-0AX0 SIMATIC HMI KP32F PN
General information			
Product type designation	KP8 PN	KP8F PN	KP32F PN
Control elements			
With parameterizable keys	Yes	Yes	Yes
Keyboard fonts			
• Membrane keyboard			
- user-definable label membrane keys	Yes	Yes	Yes
• Function keys			
- Number of function keys	8	8	32
• Short-stroke keys			
- Number of short-stroke keys	8	8	32
Expansions for operator control of the process			
• DP direct LEDs (LEDs as S7 output I/O)	8; Adjustable brightness	8; Adjustable brightness	8; Adjustable brightness
• Number of color modes for LED	5; red, green, blue, yellow, white	5; red, green, blue, yellow, white	5; red, green, blue, yellow, white
• Direct keys (keys as S7 input I/O)	8	8	32
Installation type/mounting			
Mounting type	Mounting clip	Mounting clip	Mounting clip
Mounting position	vertical	vertical	vertical
Rack mounting	No	No	No
Front mounting	Yes; Compatible with Extension Units dimensions	Yes; Compatible with Extension Units dimensions	Yes
Rail mounting	No	No	No
Wall mounting/direct mounting	No	No	No
Mounting in portrait format possible	Yes	Yes	Yes
Mounting in landscape format possible	Yes	Yes	Yes
maximum permissible angle of inclination without external ventilation	30°; To the front/rear	30°; To the front/rear	30°; To the front/rear
Number of slots for command devices and signaling units	0	0	0
Supply voltage			
Type of supply voltage	DC	DC	DC
Rated value (DC)	24 V; 24 V can be looped through connector, interrupted when pulled	24 V; 24 V can be looped through connector, interrupted when pulled	24 V; 24 V looped through at connector, no interruption on pulling
permissible range, lower limit (DC)	20.4 V	20.4 V	20.4 V
permissible range, upper limit (DC)	28.8 V	28.8 V	28.8 V
Input current			
Current consumption (rated value)	0.3 A	0.3 A	1 A
Type of output			
LED colors			
• red	Yes	Yes	Yes
• yellow	Yes	Yes	Yes
• green	Yes	Yes	Yes
• white	Yes	Yes	Yes
• blue	Yes	Yes	Yes
Digital inputs			
Number of digital inputs	8; Total inputs and outputs max. 8 and 1x SIL 2 or 2x SIL 3	8; Total inputs and outputs max. 8 and 1x SIL 2 or 2x SIL 3	32; Total inputs and outputs max. 32 and 2x SIL 2 or 4x SIL 3
Input voltage			
• Rated value (DC)	24 V	24 V	24 V
Digital outputs			
Number of digital outputs	8; Max. 8 inputs and outputs (total)	8; Max. 8 inputs and outputs (total)	16; Max. 32 inputs and outputs (total)
Short-circuit protection	Yes	Yes	Yes
Switching capacity of the outputs			
• with resistive load, max.	100 mA	100 mA	100 mA
Output voltage			
• Rated value (DC)	24 V; Non-isolated	24 V; Non-isolated	24 V; Non-isolated
Total current of the outputs			
• Current per channel, max.	100 mA	100 mA	100 mA
• Current per group, max.	800 mA	800 mA	800 mA
Interfaces			
Number of industrial Ethernet interfaces	2; For the construction of lines and rings without external switch	2; For the construction of lines and rings without external switch	2; For the construction of lines and rings without external switch
Number of PROFINET interfaces	2; Incl. switch	2; Incl. switch	2; Incl. switch

Operator panels

Basic HMI

Key Panels

SIMATIC HMI KP8/KP8F/KP32F

Technical specifications (continued)

Article number	6AV3688-3AY36-0AX0 SIMATIC HMI KP8 PN	6AV3688-3AF37-0AX0 SIMATIC HMI KP8F PN	6AV3688-3EH47-0AX0 SIMATIC HMI KP32F PN
Industrial Ethernet			
• Industrial Ethernet status LED	2; Per port	2; Per port	2; Per port
• Number of ports of the integrated switch	2; Per port	2; Per port	2; Per port
Protocols			
PROFINET	Yes; also 3rd party PLC	Yes; also 3rd party PLC	Yes; incl. shared device, 3rd party PLC
Supports protocol for PROFINET IO	Yes	Yes	Yes
PROFINET CBA	No	No	No
IRT	Yes	Yes	Yes
PROFIsafe	No	Yes; 1x SIL 3 (two-channel) or 2x SIL 2 (single-channel) emergency stop sensors	Yes; 2x SIL 3 (two-channel) or 4x SIL 2 (single-channel) emergency stop sensors
PROFIBUS	No	No	No
MPI	No	No	No
AS-Interface	No	No	No
EIB/KNX	No	No	No
Protocols (Ethernet)			
• TCP/IP	No	No	No
Redundancy mode			
Media redundancy			
- MRP	Yes	Yes	Yes
Test commissioning functions			
Illuminant test	Yes; During switch on	Yes; During switch on	Yes; During switch on
Key and signal lamp test	Yes; automatically when switching on	Yes; automatically when switching on	Yes; automatically when switching on
EMC			
Emission of radio interference acc. to EN 55 011			
• Limit class A, for use in industrial areas	Yes; Group 1, measured at a distance of 10 m	Yes; Group 1, measured at a distance of 10 m	Yes; Group 1, measured at a distance of 10 m
• Limit class B, for use in residential areas	No	No	No
Degree and class of protection			
IP (at the front)	IP65	IP65	IP65
IP (rear)	IP20	IP20	IP20
NEMA (front)			
• Enclosure Type 4 at the front	No	No	No
• Enclosure Type 4x at the front	Yes; Incl. NEMA12	Yes; Incl. NEMA12	Yes; Incl. NEMA12
Standards, approvals, certificates			
CE mark	Yes	Yes	Yes
cULus	Yes	Yes	Yes
RCM (formerly C-TICK)	Yes	Yes	Yes
KC approval	Yes	Yes	Yes
EAC (formerly Gost-R)	Yes	Yes	Yes
CCC		No; not necessary	No; not necessary
Suitable for safety functions	Yes	Yes	Yes
Use in hazardous areas			
• ATEX Zone 2	Yes	Yes	No
• ATEX Zone 22	Yes	Yes	No
• cULus Class I Zone 1	No	No	No
• cULus Class I Zone 2, Division 2	Yes	Yes	No
• FM Class I Division 2	Yes	Yes	No
Marine approval			
• Germanischer Lloyd (GL)	No	No	No
• American Bureau of Shipping (ABS)	No	No	No
• Bureau Veritas (BV)	No	No	No
• Det Norske Veritas (DNV)	No	No	No
• Lloyds Register of Shipping (LRS)	No	No	No
• Nippon Kaiji Kyokai (Class NK)	No	No	No
• Polski Rejestr Statkow (PRS)	No	No	No
Ambient conditions			
Ambient temperature during operation			
• min.	0 °C	0 °C	0 °C
• max.	55 °C	55 °C	55 °C
• Operation (vertical installation)			
- For vertical installation, min.	0 °C	0 °C	0 °C

Technical specifications (continued)

Article number	6AV3688-3AY36-0AX0 SIMATIC HMI KP8 PN	6AV3688-3AF37-0AX0 SIMATIC HMI KP8F PN	6AV3688-3EH47-0AX0 SIMATIC HMI KP32F PN
- For vertical installation, max.	55 °C	55 °C	55 °C
• Operation (max. tilt angle)			
- At maximum tilt angle, min.	0 °C	0 °C	0 °C
- At maximum tilt angle, min.	45 °C	45 °C	45 °C
• Operation (vertical installation, portrait format)			
- For vertical installation, min.	0 °C	0 °C	0 °C
- For vertical installation, max.	55 °C	55 °C	55 °C
• Operation (max. tilt angle, portrait format)			
- At maximum tilt angle, min.	0 °C	0 °C	0 °C
- At maximum tilt angle, min.	45 °C	45 °C	45 °C
Ambient temperature during storage/transportation			
• min.	-20 °C	-20 °C	-20 °C
• max.	60 °C	60 °C	60 °C
Relative humidity			
• Operation, max.	95 %; no condensation	95 %; no condensation	95 %; no condensation
Configuration			
Configuration software			
• STEP 7 Basic (TIA Portal)	Yes	Yes	Yes
• STEP 7 Professional (TIA Portal)	Yes	Yes	Yes
Functionality under WinCC (TIA Portal)			
Process coupling			
• S7-1200	Yes; with ET 200pro CPU and ET 200S CPU	Yes; with ET 200pro CPU and ET 200S CPU	Yes; with ET 200pro CPU and ET 200S CPU
• S7-1500	Yes	Yes	Yes
• S7-200	No	No	No
• S7-300/400	Yes; with F-CPU: STEP 7 V11 SP1 (or higher) and Safety V11 (or higher) or SIMATIC STEP 7 Basic V11 (or higher)	Yes; with F-CPU: STEP 7 V11 SP1 (or higher) and Safety V11 (or higher) or SIMATIC STEP 7 Basic V11 (or higher)	Yes; with F-CPU: STEP 7 V11 SP1 (or higher) and Safety V11 (or higher), without F-CPU STEP 7 or SIMATIC STEP 7 Basic V11 (or higher)
• LOGO!	No	No	No
• WinAC	Yes	Yes	Yes
• SINUMERIK	No	No	No
• SIMOTION	No	No	No
• Allen Bradley (EtherNet/IP)	No	No	No
• Allen Bradley (DF1)	No	No	No
• Mitsubishi (MC TCP/IP)	No	No	No
• Mitsubishi (FX)	No	No	No
• OMRON (FINS TCP)	No	No	No
• OMRON (LINK/Multilink)	No	No	No
• Modicon (Modbus TCP/IP)	No	No	No
• Modicon (Modbus)	No	No	No
Mechanics/material			
Enclosure material (front)			
• Plastic	Yes	Yes	No
• Aluminum	No	No	Yes
• Stainless steel	No	No	No
Service life			
• Short-stroke keys (in switching cycles)	1 500 000	1 500 000	1 500 000
• LEDs (ON period)	100 %	100 %	100 %
Dimensions			
Width of the housing front	98 mm	98 mm	295 mm
Height of housing front	155 mm	155 mm	155 mm
Mounting cutout, width	68 mm; Max. thickness of mounting plate 2 - 6 mm	68 mm; Max. thickness of mounting plate 2 - 6 mm	277 mm; Max. thickness of mounting plate 2 - 6 mm
Mounting cutout, height	129 mm	129 mm	137 mm
Overall depth	49 mm; Incl. angled SIMATIC Ethernet connector	49 mm; Incl. angled SIMATIC Ethernet connector	69 mm; Incl. angled SIMATIC Ethernet connector
Weights			
Weight without packaging	280 g	280 g	1 220 g

Operator panels

Basic HMI

Key Panels

SIMATIC HMI KP8/KP8F/KP32F

Technical specifications (continued)

Article number	6AV3688-3XY38-3AX0 KP8 Design blank Front
General information	
Product type designation	Empty front design
Installation type/mounting	
Mounting type	Clamp terminals
Mounting position	Any
Rack mounting	No
Front mounting	Yes; Compatible with Extension Units dimensions
Rail mounting	No
Wall mounting/direct mounting	No
Mounting in portrait format possible	Yes
Mounting in landscape format possible	Yes
maximum permissible angle of inclination without external ventilation	180°; To the front/rear
Number of slots for command devices and signaling units	5; Max. 5 possible
Supply voltage	
Type of supply voltage	external
Interfaces	
Number of USB interfaces	0
Test commissioning functions	
Key and signal lamp test	No
Degree and class of protection	
IP (at the front)	IP65
IP (rear)	IP20
NEMA (front)	
• Enclosure Type 4 at the front	No
• Enclosure Type 4x at the front	No
Standards, approvals, certificates	
CE mark	Yes
cULus	No
RCM (formerly C-TICK)	No
KC approval	No
Suitable for safety functions	Yes; e.g. installation of emergency stop
Use in hazardous areas	
• ATEX Zone 2	No
• ATEX Zone 22	No
• cULus Class I Zone 1	No
• cULus Class I Zone 2, Division 2	No
• FM Class I Division 2	No
Marine approval	
• Germanischer Lloyd (GL)	No
• American Bureau of Shipping (ABS)	No
• Bureau Veritas (BV)	No
• Det Norske Veritas (DNV)	No
• Lloyds Register of Shipping (LRS)	No
• Nippon Kaiji Kyokai (Class NK)	No
• Polski Rejestr Statkow (PRS)	No

Article number	6AV3688-3XY38-3AX0 KP8 Design blank Front
Ambient conditions	
Ambient temperature during operation	
• min.	0 °C
• max.	55 °C
• Operation (vertical installation)	
- For vertical installation, min.	0 °C
- For vertical installation, max.	55 °C
• Operation (max. tilt angle)	
- At maximum tilt angle, min.	0 °C
- At maximum tilt angle, min.	45 °C
• Operation (vertical installation, portrait format)	
- For vertical installation, min.	0 °C
- For vertical installation, max.	45 °C
• Operation (max. tilt angle, portrait format)	
- At maximum tilt angle, min.	0 °C
- At maximum tilt angle, min.	45 °C
Ambient temperature during storage/transportation	
• min.	-20 °C
• max.	60 °C
Relative humidity	
• Operation, max.	95 %
Mechanics/material	
Enclosure material (front)	
• Plastic	No
• Aluminum	Yes
• Stainless steel	No
Dimensions	
Width of the housing front	98 mm
Height of housing front	155 mm
Mounting cutout, width	68 mm; Max. thickness of mounting plate 2 - 6 mm
Mounting cutout, height	129 mm
Overall depth	49 mm
Weights	
Weight without packaging	240 g
Other	
Merchandise	Yes
Manufacturer name	SIEMENS AG
Manufacturer's address	Gleiwitzerstraße 555, 90475 Nuremberg, Germany

Ordering data	Article No.	More information
<p>SIMATIC HMI KP8 PN</p> <p>Key Panel, 8 short-stroke keys with multicolored LEDs, PROFINET interfaces, 2 x parameterizable with STEP 7 V5.5 or higher</p> <ul style="list-style-type: none"> • SIEMENS design • As neutral design without Siemens imprint 	<p>6AV3688-3AY36-0AX0 6AV3688-5AY00-0YY0</p>	<p>More information is available on the Internet at: http://www.siemens.com/key-panels</p> <p>For accessories see "Operator Control and Monitoring Systems SIMATIC HMI" -> "Accessories"</p> <p><u>Note:</u></p>
<p>SIMATIC HMI KP8F PN</p> <p>Key Panel, 8 short-stroke keys with multicolored LEDs, PROFINET interfaces with PROFIsafe, parameterizable with STEP 7 V5.5 or higher; 4 additional fail-safe inputs. Can be used as 2 x SIL 2 or 1 x SIL 3</p> <ul style="list-style-type: none"> • SIEMENS design • As neutral design without Siemens imprint 	<p>6AV3688-3AF37-0AX0 6AV3688-3AF37-0AX0-Z A01+S00</p>	<p>Do you need a specific modification or extension to the products described here? Then look up "Customized Automation", where you will find information about additional and generally available sector-specific products, as well as options for customer-specific modifications and adaptations.</p>
<p>SIMATIC HMI KP32F PN</p> <p>Key Panel, 32 short-stroke keys with multicolored LEDs, PROFINET interfaces with PROFIsafe, parameterizable with STEP 7 V5.5 or higher; including 8 fail-safe inputs. Can be used as 4 x SIL 2 or 2 x SIL 3</p>	<p>6AV3688-3EH47-0AX0</p>	
<p>Empty front design</p> <p>For standard 22.5 mm operator controls, same mounting dimensions as KP8</p>	<p>6AV3688-3XY38-3AX0</p>	
<p>Documentation</p> <p>You can find the manual for the Key Panels on the Internet at:</p>	<p>http://support.automation.siemens.com/WW/view/en/56652789</p>	
<p>Accessories</p>	<p>See "Operator Control and Monitoring Systems SIMATIC HMI" -> "Accessories"</p>	

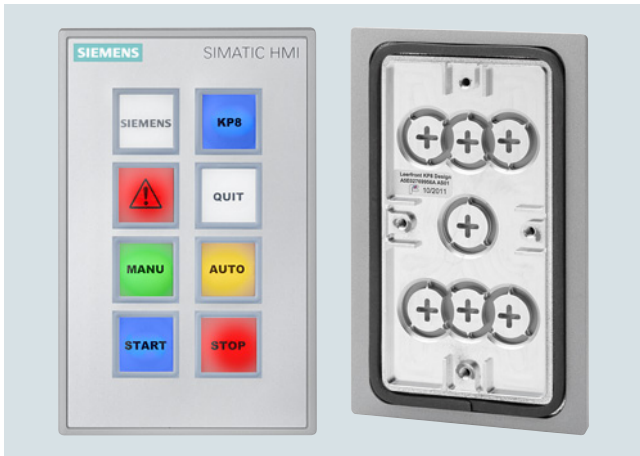
Operator panels

Basic HMI

Key Panels

SIPLUS HMI KP8/KP8F/KP32F

Overview



SIPLUS HMI KP8 PN, Empty front

SIPLUS HMI Key Panels

- Optimum operability thanks to large mechanical keys and multicolored LED backlighting (daylight readable)
- Over 60% time savings for wiring and installation (Plug&Play)
- More than 30% savings in material costs compared to conventional keypad operator panels
- 2 PROFINET ports (incl. switch) already integrated for setting up line and ring topologies
- Freely configurable digital I/Os on the rear for connecting key-operated switches, indicator lamps, etc.
- Connection of fail-safe emergency stop buttons or other fail-safe signals with KP8F and KP32F (in SIL 2 or SIL 3)
- Functionally compatible with all standard PROFINET master CPUs, also non-Siemens
- KP8 and empty front design, also optimized for installation in IPC Extension Units in IP65
- Maximum flexibility due to parameterization
- Empty front design for standardized assembly of flexible operator panels

Note:

SIPLUS extreme products are based on SIMATIC standard products. The contents listed here were taken from the respective standard products.

SIPLUS extreme-specific information was added.

Technical specifications

Article number	6AG1688-3AY36-2AX0 SIPLUS HMI KP8 PN	6AG1688-3AF37-2AX0 SIPLUS HMI KP8F PN	6AG1688-3EH47-2AX0 SIPLUS HMI KP32F PN
General information			
Product type designation	KP8 PN	KP8F PN	KP32F PN
Ambient conditions			
Ambient temperature during operation			
• min.	-40 °C; = Tmin; Startup @ -25 °C	-20 °C; = Tmin (incl. condensation/frost)	-20 °C; = Tmin (incl. condensation/frost)
• max.	60 °C; = Tmax	55 °C; = Tmax	55 °C; = Tmax
Altitude during operation relating to sea level			
• Installation altitude above sea level, max.	5 000 m	2 000 m	2 000 m
• Ambient air temperature-barometric pressure-altitude	Tmin ... Tmax at 1 140 hPa ... 795 hPa (-1 000 m ... +2 000 m) // Tmin ... (Tmax - 10 K) at 795 hPa ... 658 hPa (+2 000 m ... +3 500 m) // Tmin ... (Tmax -20 K) at 658 hPa ... 540 hPa (+3 500 m ... +5 000 m)	Tmin ... Tmax at 1 140 hPa ... 795 hPa (-1 000 m ... +2 000 m)	Tmin ... Tmax at 1 140 hPa ... 795 hPa (-1 000 m ... +2 000 m)
Relative humidity			
• With condensation, tested in accordance with IEC 60068-2-38, max.	100 %; RH incl. condensation / frost (no commissioning under condensation conditions)	100 %; RH incl. condensation / frost (no commissioning in bedewed state), horizontal installation	100 %; RH incl. condensation / frost (no commissioning in bedewed state), horizontal installation
Resistance			
Coolants and lubricants			
- Resistant to commercially available coolants and lubricants	Yes; Incl. diesel and oil droplets in the air	Yes; Incl. diesel and oil droplets in the air	Yes; Incl. diesel and oil droplets in the air
Use in stationary industrial systems			
- to biologically active substances according to EN 60721-3-3	Yes; Class 3B2 mold, fungus and dry rot spores (with the exception of fauna); Class 3B3 on request		
- to chemically active substances according to EN 60721-3-3	Yes; Class 3C4 (RH < 75 %) incl. salt spray acc. to EN 60068-2-52 (severity degree 3); *		
- to mechanically active substances according to EN 60721-3-3	Yes; Class 3S4 incl. sand, dust, *	Yes; Class 3S4 incl. sand, dust, *	Yes; Class 3S4 incl. sand, dust, *
Use on ships/at sea			
- to biologically active substances according to EN 60721-3-6	Yes; Class 6B2 mold and fungal spores (excluding fauna); Class 6B3 on request	Yes; Class 6B2 mold, fungal and dry rot spores (excluding fauna)	Yes; Class 6B2 mold, fungal and dry rot spores (excluding fauna)
- to chemically active substances according to EN 60721-3-6	Yes; Class 6C3 (RH < 75 %) incl. salt spray acc. to EN 60068-2-52 (severity degree 3); *	Yes; Class 6C3 (RH < 75 %) incl. salt spray acc. to EN 60068-2-52 (severity degree 3); *	Yes; Class 6C3 (RH < 75 %) incl. salt spray acc. to EN 60068-2-52 (severity degree 3); *
- to mechanically active substances according to EN 60721-3-6	Yes; Class 6S3 incl. sand, dust; *	Yes; Class 6S3 incl. sand, dust; *	Yes; Class 6S3 incl. sand, dust; *
Usage in industrial process technology			
- Against chemically active substances acc. to EN 60654-4	Yes; Class 3 (excluding trichlorethylene)		
- Environmental conditions for process, measuring and control systems acc. to ANSI/ISA-71.04	Yes; Level GX group A/B (excluding trichlorethylene; harmful gas concentrations up to the limits of EN 60721-3-3 class 3C4 permissible); level LC3 (salt spray) and level LB3 (oil)		
Remark			
- Note regarding classification of environmental conditions acc. to EN 60721, EN 60654-4 and ANSI/ISA-71.04	* The supplied plug covers must remain in place over the unused interfaces during operation!	* The supplied plug covers must remain in place over the unused interfaces during operation!	* The supplied plug covers must remain in place over the unused interfaces during operation!
Conformal coating			
• Coatings for printed circuit board assemblies acc. to EN 61086	Yes	Yes	Yes
• Protection against fouling acc. to EN 60664-3	Yes; Type 1 protection	Yes; Type 1 protection	Yes; Type 1 protection
• Military testing according to MIL-I-46058C, Amendment 7	Yes; Discoloration of coating possible during service life	Yes; Discoloration of coating possible during service life	Yes; Discoloration of coating possible during service life
• Qualification and Performance of Electrical Insulating Compound for Printed Board Assemblies according to IPC-CC-830A	Yes; Conformal coating, Class A	Yes; Conformal coating, Class A	Yes; Conformal coating, Class A

Operator panels

Basic HMI

Key Panels

SIPLUS HMI KP8/KP8F/KP32F

Ordering data

Article No.

SIPLUS HMI KP8 PN

(extended temperature range and exposure to environmental substances)

Key Panel, 8 short-stroke keys with multicolored LEDs, PROFINET interfaces, 2 x parameterizable with STEP 7 V5.5 or higher

6AG1688-3AY36-2AX0

SIPLUS HMI KP8F PN

(extended temperature range and exposure to environmental substances)

Key Panel, 8 short-stroke keys with multicolored LEDs, PROFINET interfaces with PROFIsafe, parameterizable with STEP 7 V5.5 or higher; 4 additional fail-safe inputs. Can be used as 2 x SIL 2 or 1 x SIL 3

6AG1688-3AF37-2AX0

SIPLUS HMI KP32F PN

(extended temperature range and exposure to environmental substances)

Key Panel, 32 short-stroke keys with multicolored LEDs, PROFINET interfaces with PROFIsafe, parameterizable with STEP 7 V5.5 or higher; including 8 fail-safe inputs. Can be used as 4 x SIL 2 or 2 x SIL 3

6AG1688-3EH47-2AX0

Article No.

Empty front design

(Exposure to environmental substances)

For standard 22.5 mm operator controls, same mounting dimensions as KP8

6AG1688-3XY38-2AX0

Documentation

You can find the manual for the Key Panels on the Internet at:

<http://support.automation.siemens.com/WW/view/en/56652789>

Accessories

See SIMATIC HMI accessories

Overview

**Basic Panels (2nd Generation)**

SIMATIC HMI Basic Panels (2nd Generation) with their fully developed HMI basic functions are the ideal entry-level series for simple HMI applications.

The device family offers panels with 4", 7", 9" and 12" displays, as well as combined key and touch operation.

The innovative high-resolution widescreen displays with 64 000 colors are also suitable for upright installation, and they can be dimmed down to 100%.

The innovative operator interface with improved usability opens up a diverse range of options thanks to new controls and graphics. The new USB interface enables the connection of keyboard, mouse or barcode scanner, and supports the simple archiving of data on a USB flash drive as well as the manual backup and restoring of the complete panel.

The integrated Ethernet or RS 485/422 interface (version-specific) enables simple connection to the controller.

<http://www.siemens.com/basic-panels>

Technical specifications

Article number	6AV2123-2DB03-0AX0 SIMATIC HMI KTP400 Basic	6AV2123-2GB03-0AX0 SIMATIC HMI KTP700 Basic	6AV2123-2GA03-0AX0 SIMATIC HMI KTP700 Basic DP
General information			
Product type designation	KTP400 Basic color PN	KTP700 Basic color PN	KTP700 Basic color DP
Display			
Design of display	TFT widescreen display, LED backlighting	TFT widescreen display, LED backlighting	TFT widescreen display, LED backlighting
Screen diagonal	4.3 in	7 in	7 in
Display width	95 mm	154.1 mm	154.1 mm
Display height	53.9 mm	85.9 mm	85.9 mm
Number of colors	65 536	65 536	65 536
Resolution (pixels)			
• Horizontal image resolution	480 Pixel	800 Pixel	800 Pixel
• Vertical image resolution	272 Pixel	480 Pixel	480 Pixel
Backlighting			
• MTBF backlighting (at 25 °C)	20 000 h	20 000 h	20 000 h
• Backlight dimmable	Yes	Yes	Yes
Control elements			
Keyboard fonts			
• Function keys			
- Number of function keys	4	8	8
Memory			
Flash	Yes	Yes	Yes
RAM	Yes	Yes	Yes
Memory available for user data	10 Mbyte	10 Mbyte	10 Mbyte
Type of output			
Acoustics			
• Buzzer	Yes	Yes	Yes
• Speaker	No	No	No
Time of day			
Clock			
• Hardware clock (real-time)	Yes	Yes	Yes
• Software clock	Yes	Yes	Yes
• retentive	Yes; Back-up duration typically 6 weeks	Yes; Back-up duration typically 6 weeks	Yes; Back-up duration typically 6 weeks
• synchronizable	Yes	Yes	Yes
Interfaces			
Number of industrial Ethernet interfaces	1	1	0
Number of RS 485 interfaces	0	0	1
Number of RS 422 interfaces	0	0	1; together with RS 485
Number of RS 232 interfaces	0	0	0; with optional adapter

Operator panels

Basic HMI

Basic Panels

Standard devices 2nd Generation

Technical specifications (continued)

Article number	6AV2123-2DB03-0AX0 SIMATIC HMI KTP400 Basic	6AV2123-2GB03-0AX0 SIMATIC HMI KTP700 Basic	6AV2123-2GA03-0AX0 SIMATIC HMI KTP700 Basic DP
Number of USB interfaces	1; Up to 16 GB	1; Up to 16 GB	1; Up to 16 GB
Number of 20 mA interfaces (TTY)	0	0	0
Number of parallel interfaces	0	0	0
Number of other interfaces	0	0	0
Number of SD card slots	0	0	0
With software interfaces	No	No	No
Industrial Ethernet			
• Industrial Ethernet status LED	2	2	0
Protocols			
PROFINET	Yes	Yes	No
Supports protocol for PROFINET IO	No	No	No
IRT	No	No	No
PROFIBUS	No	No	Yes
MPI	No	No	Yes
Redundancy mode			
Media redundancy			
- MRP	No	No	No
Degree and class of protection			
IP (at the front)	IP65	IP65	IP65
IP (rear)	IP20	IP20	IP20
NEMA (front)			
• Enclosure Type 4 at the front	Yes	Yes	Yes
• Enclosure Type 4x at the front	Yes	Yes	Yes
Standards, approvals, certificates			
CE mark	Yes	Yes	Yes
cULus	Yes	Yes	Yes
RCM (formerly C-TICK)	Yes	Yes	Yes
KC approval	Yes	Yes	Yes
Use in hazardous areas			
• ATEX Zone 2	No	No	No
• ATEX Zone 22	No	No	No
• IECEx Zone 2	No	No	No
• IECEx Zone 22	No	No	No
• cULus Class I Zone 1	No	No	No
• cULus Class I Zone 2, Division 2	No	No	No
• FM Class I Division 2	No	No	No
Marine approval			
• Germanischer Lloyd (GL)	Yes	Yes	Yes
• American Bureau of Shipping (ABS)	Yes	Yes	Yes
• Bureau Veritas (BV)	Yes	Yes	Yes
• Det Norske Veritas (DNV)	Yes	Yes	Yes
• Lloyds Register of Shipping (LRS)	Yes	Yes	Yes
• Nippon Kaiji Kyokai (Class NK)	Yes	Yes	Yes
• Polski Rejestr Statkow (PRS)	No	No	No
• Chinese Classification Society (CCS)	No	No	No
Ambient conditions			
Suited for indoor use	Yes		Yes
Suited for outdoor use	No		No
Ambient temperature during operation			
• Operation (vertical installation)			
- For vertical installation, min.	0 °C	0 °C	0 °C
- For vertical installation, max.	50 °C	50 °C	50 °C
Relative humidity			
• Operation, max.	90 %; no condensation	90 %; no condensation	90 %; no condensation
Operating systems			
proprietary	Yes	Yes	Yes

Technical specifications (continued)

Article number	6AV2123-2DB03-0AX0	6AV2123-2GB03-0AX0	6AV2123-2GA03-0AX0
	SIMATIC HMI KTP400 Basic	SIMATIC HMI KTP700 Basic	SIMATIC HMI KTP700 Basic DP
Configuration software			
• STEP 7 Basic (TIA Portal)	Yes; via integrated WinCC Basic (TIA Portal)	Yes; via integrated WinCC Basic (TIA Portal)	Yes; via integrated WinCC Basic (TIA Portal)
• STEP 7 Professional (TIA Portal)	Yes; via integrated WinCC Basic (TIA Portal)	Yes; via integrated WinCC Basic (TIA Portal)	Yes; via integrated WinCC Basic (TIA Portal)
• WinCC flexible Compact	No	No	No
• WinCC flexible Standard	No	No	No
• WinCC flexible Advanced	No	No	No
• WinCC Basic (TIA Portal)	Yes	Yes	Yes
• WinCC Comfort (TIA Portal)	Yes	Yes	Yes
• WinCC Advanced (TIA Portal)	Yes	Yes	Yes
• WinCC Professional (TIA Portal)	Yes	Yes	Yes
Languages			
Online languages			
• Number of online/runtime languages	10	10	10
Project languages			
• Languages per project	32	32	32
Functionality under WinCC (TIA Portal)			
Libraries	Yes	Yes	Yes
Applications/options			
• Web browser	Yes	Yes	No
• SIMATIC WinCC Sm@rtServer	Yes; Available with WinCC (TIA Portal) V14 or higher	Yes; Available with WinCC (TIA Portal) V14 or higher	No
Number of Visual Basic Scripts	No	No	No
Task planner	Yes	Yes	Yes
• time-controlled	No	No	No
• task-controlled	Yes	Yes	Yes
Help system	Yes	Yes	Yes
• Number of characters per info text	500	500	500
Recipe management			
• Number of recipes	50	50	50
• Data records per recipe	100	100	100
• Entries per data record	100	100	100
• Size of internal recipe memory	256 kbyte	256 kbyte	256 kbyte
• Recipe memory expandable	No	No	No
Archiving			
• Number of archives per device	2; One message and one process value archive	2; One message and one process value archive	2; One message and one process value archive
• Number of entries per archive	10 000	10 000	10 000
• Message archive	Yes	Yes	Yes
• Process value archive	Yes	Yes	Yes
• Archiving methods			
- Sequential archive	Yes	Yes	Yes
- Short-term archive	Yes	Yes	Yes
• Memory location			
- Memory card	No	No	No
- USB memory	Yes	Yes	Yes
- Ethernet	No	No	No
• Data storage format			
- CSV	No	No	No
- TXT	Yes	Yes	Yes
- RDB	No	No	No
Security			
• Number of user groups	50	50	50
• Number of user rights	32	32	32
• Number of users	50	50	50
• Password export/import	Yes	Yes	Yes
• SIMATIC Logon	No	No	No

Operator panels

Basic HMI

Basic Panels

Standard devices 2nd Generation

Technical specifications (continued)

Article number	6AV2123-2DB03-0AX0 SIMATIC HMI KTP400 Basic	6AV2123-2GB03-0AX0 SIMATIC HMI KTP700 Basic	6AV2123-2GA03-0AX0 SIMATIC HMI KTP700 Basic DP
Transfer (upload/download)			
• MPI/PROFIBUS DP	No	No	Yes
• USB	No	No	No
• Ethernet	Yes	Yes	No
• using external storage medium	Yes	Yes	Yes
Process coupling			
• S7-1200	Yes	Yes	Yes
• S7-1500	Yes	Yes	Yes
• S7-200	Yes	Yes	Yes
• S7-300/400	Yes	Yes	Yes
• LOGO!	Yes	Yes	Yes
• WinAC	Yes	Yes	Yes
• SINUMERIK	Yes; No access to NCK data	Yes; No access to NCK data	Yes; No access to NCK data
• SIMOTION	Yes	Yes	Yes
• Allen Bradley (EtherNet/IP)	Yes	Yes	No
• Allen Bradley (DF1)	No	No	Yes
• Mitsubishi (MC TCP/IP)	Yes	Yes	No
• Mitsubishi (FX)	No	No	Yes
• OMRON (FINS TCP)	No	No	No
• OMRON (LINK/Multilink)	No	No	Yes
• Modicon (Modbus TCP/IP)	Yes	Yes	No
• Modicon (Modbus)	No	No	Yes
Peripherals/Options			
Printer	No	No	No
SIMATIC HMI MM memory card: Multi Media Card	No	No	No
SIMATIC HMI SD memory card: Secure Digital memory card	No	No	No
SIMATIC HMI CF memory card: Compact Flash Card	No	No	No
USB memory	Yes	Yes	Yes
SIMATIC IPC USB Flashdrive (USB stick)	Yes	Yes	Yes
SIMATIC HMI USB stick	Yes	Yes	Yes
Mechanics/material			
Enclosure material (front)			
• Plastic	Yes	Yes	Yes
• Aluminum	No	No	No
• Stainless steel	No	No	No
Dimensions			
Width of the housing front	141 mm	214 mm	214 mm
Height of housing front	116 mm	158 mm	158 mm
Mounting cutout, width	123 mm	197 mm	197 mm
Mounting cutout, height	99 mm	141 mm	141 mm
Overall depth	33 mm	39 mm	39 mm
Weights			
Weight without packaging	360 g	780 g	800 g
Weight incl. packaging	470 g	990 g	1 kg
Article number	6AV2123-2JB03-0AX0 SIMATIC HMI KTP900 Basic	6AV2123-2MB03-0AX0 SIMATIC HMI KTP1200 Basic	6AV2123-2MA03-0AX0 SIMATIC HMI KTP1200 Basic DP
General information			
Product type designation	KTP900 Basic color PN	KTP1200 Basic color PN	KTP1200 Basic color DP
Display			
Design of display	TFT widescreen display, LED backlighting	TFT widescreen display, LED backlighting	TFT widescreen display, LED backlighting
Screen diagonal	9 in	12 in	12 in
Display width	198 mm	261.1 mm	261.1 mm
Display height	111.7 mm	163.2 mm	163.2 mm
Number of colors	65 536	65 536	65 536

Technical specifications (continued)

Article number	6AV2123-2JB03-0AX0 SIMATIC HMI KTP900 Basic	6AV2123-2MB03-0AX0 SIMATIC HMI KTP1200 Basic	6AV2123-2MA03-0AX0 SIMATIC HMI KTP1200 Basic DP
Resolution (pixels)			
• Horizontal image resolution	800 Pixel	1 280 Pixel	1 280 Pixel
• Vertical image resolution	480 Pixel	800 Pixel	800 Pixel
Backlighting			
• MTBF backlighting (at 25 °C)	20 000 h	20 000 h	20 000 h
• Backlight dimmable	Yes	Yes	Yes
Touch operation			
• Design as touch screen	Yes	Yes	Yes
Installation type/mounting			
Mounting position	vertical	vertical	vertical
Mounting in portrait format possible	Yes	Yes	Yes
Mounting in landscape format possible	Yes	Yes	Yes
maximum permissible angle of inclination without external ventilation	35°	35°	35°
Supply voltage			
Type of supply voltage	DC	DC	DC
Rated value (DC)	24 V	24 V	24 V
permissible range, lower limit (DC)	19.2 V	19.2 V	19.2 V
permissible range, upper limit (DC)	28.8 V	28.8 V	28.8 V
Memory			
Flash	Yes	Yes	Yes
RAM	Yes	Yes	Yes
Memory available for user data	10 Mbyte	10 Mbyte	10 Mbyte
Type of output			
Acoustics			
• Buzzer	Yes	Yes	Yes
• Speaker	No	No	No
Time of day			
Clock			
• Hardware clock (real-time)	Yes	Yes	Yes
• Software clock	Yes	Yes	Yes
• retentive	Yes; Back-up duration typically 6 weeks	Yes; Back-up duration typically 6 weeks	Yes; Back-up duration typically 6 weeks
• synchronizable	Yes	Yes	Yes
Protocols			
PROFINET	Yes	Yes	No
Supports protocol for PROFINET IO	No	No	No
IRT	No	No	No
PROFIBUS	No	No	Yes
MPI	No	No	Yes
Redundancy mode			
Media redundancy			
- MRP	No	No	No
Degree and class of protection			
IP (at the front)	IP65	IP65	IP65
IP (rear)	IP20	IP20	IP20
NEMA (front)			
• Enclosure Type 4 at the front	Yes	Yes	Yes
• Enclosure Type 4x at the front	Yes	Yes	Yes
Standards, approvals, certificates			
CE mark	Yes	Yes	Yes
cULus	Yes	Yes	Yes
RCM (formerly C-TICK)	Yes	Yes	Yes
KC approval	Yes	Yes	Yes
Ambient temperature during storage/transportation			
• min.	-20 °C	-20 °C	-20 °C
• max.	60 °C	60 °C	60 °C
Relative humidity			
• Operation, max.	90 %; no condensation	90 %; no condensation	90 %; no condensation

Operator panels

Basic HMI

Basic Panels

Standard devices 2nd Generation

Technical specifications (continued)

Article number	6AV2123-2JB03-0AX0 SIMATIC HMI KTP900 Basic	6AV2123-2MB03-0AX0 SIMATIC HMI KTP1200 Basic	6AV2123-2MA03-0AX0 SIMATIC HMI KTP1200 Basic DP
Operating systems			
proprietary	Yes	Yes	Yes
pre-installed operating system			
• Windows CE	No	No	No
Languages			
Online languages			
• Number of online/runtime languages	10	10	10
Project languages			
• Languages per project	32	32	32
Functionality under WinCC (TIA Portal)			
Libraries	Yes	Yes	Yes
Applications/options			
• Web browser	Yes	Yes	No
• SIMATIC WinCC Sm@rtServer	Yes; Available with WinCC (TIA Portal) V14 or higher	Yes; Available with WinCC (TIA Portal) V14 or higher	No
Number of Visual Basic Scripts	No	No	No
Task planner	Yes	Yes	Yes
• time-controlled	No	No	No
• task-controlled	Yes	Yes	Yes
Help system	Yes	Yes	Yes
• Number of characters per info text	500	500	500
Message system			
• Number of alarm classes	32	32	32
• Bit messages			
- Number of bit messages	1 000	1 000	1 000
• Analog messages			
- Number of analog messages	25	25	25
• S7 alarm number procedure	No	No	No
• System messages HMI	Yes	Yes	Yes
• System messages, other (SIMATIC S7, Sinumerik, Simotion, etc.)	Yes; System message buffer of the SIMATIC S7-1200 and S7-1500	Yes; System message buffer of the SIMATIC S7-1200 and S7-1500	Yes; System message buffer of the SIMATIC S7-1200 and S7-1500
• Number of characters per message	80	80	80
• Number of process values per message	8	8	8
• Acknowledgment groups	Yes	Yes	Yes
• Message indicator	Yes	Yes	Yes
• Message buffer			
- Number of entries	256	256	256
- Circulating buffer	Yes	Yes	Yes
- retentive	Yes	Yes	Yes
- maintenance-free	Yes	Yes	Yes
Recipe management			
• Number of recipes	50	50	50
• Data records per recipe	100	100	100
• Entries per data record	100	100	100
• Size of internal recipe memory	256 kbyte	256 kbyte	256 kbyte
• Recipe memory expandable	No	No	No
Variables			
• Number of variables per device	800	800	800
• Number of variables per screen	100	100	100
• Limit values	Yes	Yes	Yes
• Multiplexing	Yes	Yes	Yes
• Structures	No	No	No
• Arrays	Yes	Yes	Yes
Images			
• Number of configurable images	250	250	250
• Permanent window/default	Yes	Yes	Yes
• Global image	Yes	Yes	Yes
• Pop-up images	No	No	No
• Slide-in images	No	No	No
• Image selection by PLC	Yes	Yes	Yes
• Image number in the PLC	Yes	Yes	Yes

Technical specifications (continued)

Article number	6AV2123-2JB03-0AX0 SIMATIC HMI KTP900 Basic	6AV2123-2MB03-0AX0 SIMATIC HMI KTP1200 Basic	6AV2123-2MA03-0AX0 SIMATIC HMI KTP1200 Basic DP
Archiving			
• Number of archives per device	2; One message and one process value archive	2; One message and one process value archive	2; One message and one process value archive
• Number of entries per archive	10 000	10 000	10 000
• Message archive	Yes	Yes	Yes
• Process value archive	Yes	Yes	Yes
• Archiving methods			
- Sequential archive	Yes	Yes	Yes
- Short-term archive	Yes	Yes	Yes
• Memory location			
- Memory card	No	No	No
- USB memory	Yes	Yes	Yes
- Ethernet	No	No	No
• Data storage format			
- CSV	No	No	No
- TXT	Yes	Yes	Yes
- RDB	No	No	No
Security			
• Number of user groups	50	50	50
• Number of user rights	32	32	32
• Number of users	50	50	50
• Password export/import	Yes	Yes	Yes
• SIMATIC Logon	No	No	No
Character sets			
• Keyboard fonts			
- US English	Yes	Yes	Yes
Transfer (upload/download)			
• MPI/PROFIBUS DP	No	No	Yes
• USB	No	No	No
• Ethernet	Yes	Yes	No
• using external storage medium	Yes	Yes	Yes
Process coupling			
• S7-1200	Yes	Yes	Yes
• S7-1500	Yes	Yes	Yes
• S7-200	Yes	Yes	Yes
• S7-300/400	Yes	Yes	Yes
• LOGO!	Yes	Yes	Yes
• WinAC	Yes	Yes	Yes
• SINUMERIK	Yes; No access to NCK data	Yes; No access to NCK data	Yes; No access to NCK data
• SIMOTION	Yes	Yes	Yes
• Allen Bradley (EtherNet/IP)	Yes	Yes	No
• Allen Bradley (DF1)	No	No	Yes
• Mitsubishi (MC TCP/IP)	Yes	Yes	No
• Mitsubishi (FX)	No	No	Yes
• OMRON (FINS TCP)	No	No	No
• OMRON (LINK/Multilink)	No	No	Yes
• Modicon (Modbus TCP/IP)	Yes	Yes	No
• Modicon (Modbus)	No	No	Yes
Service tools/configuration aids			
• Backup/Restore manually	Yes	Yes	Yes
• Backup/Restore automatically	No	No	No
• Simulation	Yes	Yes	Yes
• Device switchover	Yes	Yes	Yes

Operator panels

Basic HMI

Basic Panels

Standard devices 2nd Generation

Technical specifications (continued)

Article number	6AV2123-2JB03-0AX0	6AV2123-2MB03-0AX0	6AV2123-2MA03-0AX0
	SIMATIC HMI KTP900 Basic	SIMATIC HMI KTP1200 Basic	SIMATIC HMI KTP1200 Basic DP
Peripherals/Options			
Printer	No	No	No
SIMATIC HMI MM memory card: Multi Media Card	No	No	No
SIMATIC HMI SD memory card: Secure Digital memory card	No	No	No
SIMATIC HMI CF memory card: Compact Flash Card	No	No	No
USB memory	Yes	Yes	Yes
SIMATIC IPC USB Flashdrive (USB stick)	Yes	Yes	Yes
SIMATIC HMI USB stick	Yes	Yes	Yes
Mechanics/material			
Enclosure material (front)			
• Plastic	Yes	Yes	Yes
• Aluminum	No	No	No
• Stainless steel	No	No	No
Dimensions			
Width of the housing front	267 mm	330 mm	330 mm
Height of housing front	182 mm	245 mm	245 mm
Mounting cutout, width	251 mm	310 mm	310 mm
Mounting cutout, height	166 mm	221 mm	221 mm
Overall depth	55 mm	60 mm	60 mm
Weights			
Weight without packaging	1 130 g	1 710 g	1 710 g
Weight incl. packaging	1 393 g	2.2 kg	2.2 kg


Ordering data

	Article No.	Article No.
SIMATIC HMI Basic Panels (2nd Generation) Key and touch devices		
SIMATIC HMI KTP400 Basic Key/touch-screen operation; 4" TFT widescreen display, 65 536 colors, PROFINET interface	6AV2123-2DB03-0AX0	Starter kits Starter kits with a LOGO! consist of: <ul style="list-style-type: none"> the respective SIMATIC HMI Basic Panel SIMATIC HMI KP300 Basic mono PN SIMATIC HMI KTP400 Basic SIMATIC HMI KTP700 Basic LOGO! 12/24 RCE LOGO! POWER 24 V 1.3 A LOGO! SOFT COMFORT V7 WINCC BASIC (TIA Portal) Ethernet CAT5 cable, 2 m Starter kit LOGO! + KP300 Basic mono PN 6AV2132-0HA00-0AA1 Starter kit LOGO! + KTP400 Basic 6AV2132-0KA00-0AA1 Starter kit LOGO! + KTP700 Basic 6AV2132-3GB00-0AA1 Documentation You can find the manual for the Basic Panels on the Internet at: http://support.automation.siemens.com Accessories See "Operator Control and Monitoring Systems SIMATIC HMI" -> "Accessories"
SIMATIC HMI KTP700 Basic Key/touch-screen operation; 7" TFT display, 65 536 colors, PROFINET interface	6AV2123-2GB03-0AX0	
SIMATIC HMI KTP700 Basic DP Key/touch-screen operation; 7" TFT display, 65 536 colors, PROFIBUS interface	6AV2123-2GA03-0AX0	
SIMATIC HMI KTP900 Basic Key/touch-screen operation; 9" TFT display, 65 536 colors, PROFINET interface	6AV2123-2JB03-0AX0	
SIMATIC HMI KTP1200 Basic Key/touch-screen operation; 12" TFT display, 65 536 colors, PROFINET interface	6AV2123-2MB03-0AX0	
SIMATIC HMI KTP1200 Basic DP Key/touch-screen operation; 12" TFT display, 65 536 colors, PROFIBUS interface	6AV2123-2MA03-0AX0	

More information is available on the Internet at:

<http://www.siemens.com/basic-panels>

Overview



With their fully developed HMI basic functions, 2nd Generation SIPLUS Basic Panels are the ideal entry-level series for simple HMI applications.

The device family offers panels with 4", 7", 9" and 12" displays, as well as combined key and touch operation.

The innovative high-resolution widescreen displays with 64 000 colors are also suitable for upright installation, and they can be dimmed down to 100%. The innovative operator interface with improved usability opens up a diverse range of options thanks to new controls and graphics.

The new USB interface enables the connection of keyboard, mouse or barcode scanner, and supports the simple archiving of data on a USB flash drive.

The integrated Ethernet or RS 485/422 interface (version-specific) enables simple connection to the controller.

Note:

SIPLUS extreme products are based on SIMATIC standard products. The contents listed here were taken from the respective standard products.

SIPLUS extreme-specific information was added.

Technical documentation on SIPLUS can be found here: <http://www.siemens.com/siplus-extreme>

Technical specifications

Article number	6AG1123-2DB03-2AX0 SIPLUS HMI KTP400 BASIC	6AG1123-2GB03-2AX0 SIPLUS HMI KTP700 BASIC	6AG1123-2GA03-2AX0 SIPLUS HMI KTP700 BASIC DP
General information			
Product type designation	KTP400 Basic color PN	KTP700 Basic color PN	KTP700 Basic color DP
Ambient conditions			
Suited for indoor use		Yes	Yes
Suited for outdoor use		No	No
Ambient temperature during operation			
• Operation (vertical installation)			
- For vertical installation, min.	-20 °C; = Tmin	-20 °C	-20 °C; = Tmin
- For vertical installation, max.	60 °C; = Tmax	50 °C	50 °C
Ambient temperature during storage/transportation			
• min.	-20 °C	-20 °C	-20 °C
• max.	60 °C	60 °C	60 °C
Altitude during operation relating to sea level			
• Installation altitude above sea level, max.	5 000 m	5 000 m	5 000 m
• Ambient air temperature-barometric pressure-altitude	Tmin ... Tmax at 1 140 hPa ... 795 hPa (-1 000 m ... +2 000 m) // Tmin ... (Tmax - 10 K) at 795 hPa ... 658 hPa (+2 000 m ... +3 500 m) // Tmin ... (Tmax -20 K) at 658 hPa ... 540 hPa (+3 500 m ... +5 000 m)	Tmin ... Tmax at 1 140 hPa ... 795 hPa (-1 000 m ... +2 000 m) // Tmin ... (Tmax - 10 K) at 795 hPa ... 658 hPa (+2 000 m ... +3 500 m) // Tmin ... (Tmax -20 K) at 658 hPa ... 540 hPa (+3 500 m ... +5 000 m)	Tmin ... Tmax at 1 140 hPa ... 795 hPa (-1 000 m ... +2 000 m) // Tmin ... (Tmax - 10 K) at 795 hPa ... 658 hPa (+2 000 m ... +3 500 m) // Tmin ... (Tmax -20 K) at 658 hPa ... 540 hPa (+3 500 m ... +5 000 m)
Relative humidity			
• With condensation, tested in accordance with IEC 60068-2-38, max.	100 %; RH incl. condensation/frost (no commissioning under condensation conditions)		
Resistance			
Coolants and lubricants			
- Resistant to commercially available coolants and lubricants	Yes; Incl. diesel and oil droplets in the air		
Use in stationary industrial systems			
- to biologically active substances according to EN 60721-3-3	Yes; Class 3B2 mold, fungus and dry rot spores (with the exception of fauna); Class 3B3 on request		
- to chemically active substances according to EN 60721-3-3	Yes; Class 3C4 (RH < 75 %) incl. salt spray acc. to EN 60068-2-52 (severity degree 3); *		
- to mechanically active substances according to EN 60721-3-3	Yes; Class 3S4 incl. sand, dust, *		

Operator panels

Basic HMI

Basic Panels

SIPLUS Basic Panels (2nd Generation)

Technical specifications (continued)

Article number	6AG1123-2DB03-2AX0 SIPLUS HMI KTP400 BASIC	6AG1123-2GB03-2AX0 SIPLUS HMI KTP700 BASIC	6AG1123-2GA03-2AX0 SIPLUS HMI KTP700 BASIC DP
Use on ships/at sea			
- to biologically active substances according to EN 60721-3-6	Yes; Class 6B2 mold and fungal spores (excluding fauna); Class 6B3 on request		
- to chemically active substances according to EN 60721-3-6	Yes; Class 6C3 (RH < 75 %) incl. salt spray acc. to EN 60068-2-52 (severity degree 3); *		
- to mechanically active substances according to EN 60721-3-6	Yes; Class 6S3 incl. sand, dust; *		
Usage in industrial process technology			
- Against chemically active substances acc. to EN 60654-4	Yes; Class 3 (excluding trichlorethylene)		
- Environmental conditions for process, measuring and control systems acc. to ANSI/ISA-71.04	Yes; Level GX group A/B (excluding trichlorethylene; harmful gas concentrations up to the limits of EN 60721-3-3 class 3C4 permissible); level LC3 (salt spray) and level LB3 (oil)		
Remark			
- Note regarding classification of environmental conditions acc. to EN 60721, EN 60654-4 and ANSI/ISA-71.04	* The supplied plug covers must remain in place over the unused interfaces during operation!		
Conformal coating			
• Coatings for printed circuit board assemblies acc. to EN 61086	Yes	Yes	Yes
• Protection against fouling acc. to EN 60664-3	Yes; Type 1 protection	Yes; Type 1 protection	Yes; Type 1 protection
• Military testing according to MIL-I-46058C, Amendment 7	Yes; Discoloration of coating possible during service life	Yes; Discoloration of coating possible during service life	Yes; Discoloration of coating possible during service life
• Qualification and Performance of Electrical Insulating Compound for Printed Board Assemblies according to IPC-CC-830A	Yes; Conformal coating, Class A	Yes; Conformal coating, Class A	Yes; Conformal coating, Class A
Article number	6AG1123-2JB03-2AX0 SIPLUS HMI KTP900 BASIC	6AG1123-2MB03-2AX0 SIPLUS HMI KTP1200 BASIC	6AG1123-2MA03-2AX0 SIPLUS HMI KTP1200 BASIC DP
General information			
Product type designation	KTP900 Basic color PN	KTP1200 Basic color PN	KTP1200 Basic color DP
Ambient conditions			
Suited for indoor use	Yes	Yes	Yes
Suited for outdoor use	No	No	No
Ambient temperature during operation			
• Operation (vertical installation)			
- For vertical installation, min.	-20 °C	-10 °C; = Tmin	-10 °C; = Tmin
- For vertical installation, max.	50 °C	50 °C	50 °C
Ambient temperature during storage/transportation			
• min.	-20 °C	-20 °C	-20 °C
• max.	60 °C	60 °C	60 °C
Altitude during operation relating to sea level			
• Installation altitude above sea level, max.	5 000 m	5 000 m	5 000 m
• Ambient air temperature-barometric pressure-altitude	Tmin ... Tmax at 1 140 hPa ... 795 hPa (-1 000 m ... +2 000 m) // Tmin ... (Tmax - 10 K) at 795 hPa ... 658 hPa (+2 000 m ... +3 500 m) // Tmin ... (Tmax -20 K) at 658 hPa ... 540 hPa (+3 500 m ... +5 000 m)	Tmin ... Tmax at 1 140 hPa ... 795 hPa (-1 000 m ... +2 000 m) // Tmin ... (Tmax - 10 K) at 795 hPa ... 658 hPa (+2 000 m ... +3 500 m) // Tmin ... (Tmax -20 K) at 658 hPa ... 540 hPa (+3 500 m ... +5 000 m)	Tmin ... Tmax at 1 140 hPa ... 795 hPa (-1 000 m ... +2 000 m) // Tmin ... (Tmax - 10 K) at 795 hPa ... 658 hPa (+2 000 m ... +3 500 m) // Tmin ... (Tmax -20 K) at 658 hPa ... 540 hPa (+3 500 m ... +5 000 m)
Relative humidity			
• With condensation, tested in accordance with IEC 60068-2-38, max.	100 %; RH incl. condensation/frost (no commissioning under condensation conditions)	100 %; RH incl. condensation / frost (no commissioning in bedewed state), horizontal installation	100 %; RH incl. condensation/frost (no commissioning when condensation present), vertical mounting position
Resistance			
Coolants and lubricants			
- Resistant to commercially available coolants and lubricants	Yes; Incl. diesel and oil droplets in the air		

Technical specifications (continued)

Article number	6AG1123-2JB03-2AX0 SIPLUS HMI KTP900 BASIC	6AG1123-2MB03-2AX0 SIPLUS HMI KTP1200 BASIC	6AG1123-2MA03-2AX0 SIPLUS HMI KTP1200 BASIC DP
Use in stationary industrial systems			
- to biologically active substances according to EN 60721-3-3	Yes; Class 3B2 mold, fungus and dry rot spores (with the exception of fauna); Class 3B3 on request		
- to chemically active substances according to EN 60721-3-3	Yes; Class 3C4 (RH < 75 %) incl. salt spray acc. to EN 60068-2-52 (severity degree 3); *		
- to mechanically active substances according to EN 60721-3-3	Yes; Class 3S4 incl. sand, dust, *	Yes; Class 3S4 incl. sand, dust, *	Yes; Class 3S4 incl. sand, dust, *
Use on ships/at sea			
- to biologically active substances according to EN 60721-3-6	Yes; Class 6B2 mold and fungal spores (excluding fauna); Class 6B3 on request		
- to chemically active substances according to EN 60721-3-6	Yes; Class 6C3 (RH < 75 %) incl. salt spray acc. to EN 60068-2-52 (severity degree 3); *		
- to mechanically active substances according to EN 60721-3-6	Yes; Class 6S3 incl. sand, dust; *		
Usage in industrial process technology			
- Against chemically active substances acc. to EN 60654-4	Yes; Class 3 (excluding trichlorethylene)		
- Environmental conditions for process, measuring and control systems acc. to ANSI/ISA-71.04	Yes; Level GX group A/B (excluding trichlorethylene; harmful gas concentrations up to the limits of EN 60721-3-3 class 3C4 permissible); level LC3 (salt spray) and level LB3 (oil)		
Remark			
- Note regarding classification of environmental conditions acc. to EN 60721, EN 60654-4 and ANSI/ISA-71.04	* The supplied plug covers must remain in place over the unused interfaces during operation!		
Conformal coating			
• Coatings for printed circuit board assemblies acc. to EN 61086	Yes	Yes	Yes
• Protection against fouling acc. to EN 60664-3	Yes; Type 1 protection	Yes; Type 1 protection	Yes; Type 1 protection
• Military testing according to MIL-I-46058C, Amendment 7	Yes; Discoloration of coating possible during service life		
• Qualification and Performance of Electrical Insulating Compound for Printed Board Assemblies according to IPC-CC-830A	Yes; Conformal coating, Class A	Yes; Conformal coating, Class A	Yes; Conformal coating, Class A

Ordering data

	Article No.		Article No.
SIPLUS HMI Basic Panels, Key and Touch		SIPLUS HMI KTP900 Basic	6AG1123-2JB03-2AX0
SIPLUS HMI KTP400 Basic	6AG1123-2DB03-2AX0	For areas with extreme exposure to environmental substances (conformal coating); ambient temperature -20 ... +50 °C	
SIPLUS HMI KTP700 Basic	6AG1123-2GB03-2AX0	SIPLUS HMI KTP1200 Basic	6AG1123-2MB03-2AX0
For areas with extreme exposure to environmental substances (conformal coating); ambient temperature -20 ... +50 °C		For areas with extreme exposure to environmental substances (conformal coating); ambient temperature -10 ... +50 °C	
SIPLUS HMI KTP700 Basic DP	6AG1123-2GA03-2AX0	SIPLUS HMI KTP1200 Basic DP	6AG1123-2MA03-2AX0
For areas with extreme exposure to environmental substances (conformal coating); ambient temperature -20 ... +50 °C		For areas with extreme exposure to environmental substances (conformal coating); ambient temperature -10 ... +50 °C	
		Accessories	See SIMATIC Basic Panels 2 nd Generation

Operator panels

Advanced HMI – Panel-based

Introduction

Overview

Realization of demanding, complex HMI tasks with a high level of user convenience

Advanced HMI is the Panel-based solution for demanding applications with large configuration limits.

The user benefits from excellent functionality and a wide range of devices and applications, with key or touch operation. Both stationary and mobile solutions are available.

SIMATIC HMI Unified Comfort Panels

The new generation of high-end, 7–22-inch operator panels, part of the new SIMATIC WinCC Unified System, boasts numerous improvements over the predecessor devices in terms of performance, openness and user-friendliness.

- Rugged multi-touch technology
- Innovative SIMATIC WinCC Unified visualization software
- Integrated EDGE functionality

SIMATIC HMI Comfort Panels

SIMATIC HMI Comfort Panels are designed for implementing high-performance visualization tasks at machine-level. High performance, functionality and numerous integrated interfaces offer the greatest convenience in high-end applications.

- Brilliant widescreen display of 4" – 22"
- Easy commissioning and service concept

SIMATIC HMI Mobile Panels

Panels for high-end mobile applications – even in the fail-safe area of machines and widely distributed plants. The process communication can be wired or via WLAN.

- Innovative operation from 4" to 9"
- Rugged for location-related local operation
- Integrated security concept

Overview

SIMATIC HMI Unified Comfort Panel

The new generation of high-end, 7–22-inch operator panels, part of the new SIMATIC WinCC Unified System, boasts numerous improvements over the predecessor devices in terms of performance, openness and user-friendliness.

Thanks to their capacitive glass front with multi-touch technology, the Unified Comfort Panels are as convenient to use as a smartphone or tablet. The sharp colors and high contrast improve the readability and ease of use.

Visualization on the devices is based on SIMATIC WinCC Unified, the new visualization system in the TIA Portal. This opens up many new opportunities and functionalities for the user – across all device sizes.

Brand new to the SIMATIC HMI product portfolio is the option to expand device functionality with apps. Previously, HMI Panels were used exclusively for visualization software. Thanks to the integration of Siemens Industrial Edge, users can now run other programs simultaneously alongside this standard device functionality. Project-specific requirements can thus be implemented quickly and easily.

The following SIMATIC HMI Unified Comfort Panels are available:

- Standard design:
 - MTP700 Comfort
 - MTP1000 Comfort
 - MTP1200 Comfort
 - MTP1500 Comfort
 - MTP1900 Comfort
 - MTP2200 Comfort
- Neutral design:
 - MTP700 Comfort
 - MTP1000 Comfort
 - MTP1200 Comfort
 - MTP1500 Comfort
 - MTP1900 Comfort
 - MTP2200 Comfort

Starter kits are available for standard design devices.

These consist of:

- HMI Unified Comfort Panel
- WinCC Unified V16 Comfort
- EDGE Runtime for Unified Comfort (Device-managed) license
- 1.5 m PROFINET cable
- Memory card (32 GB)
- Protective membrane

<http://www.siemens.com/unified-comfort-panels>

Operator panels

Advanced HMI – Panel-based
Unified Comfort Panels

Unified Comfort Panels Standard

Overview



SIMATIC HMI Unified Comfort Panels - standard devices

The SIMATIC HMI Unified Comfort Panels consist of six different devices with varying display sizes.

All devices come with the same number of hardware interfaces and the same functionality – just select the perfect device for your needs based on the screen size.

Each Unified Comfort Panel is available in the standard design with Siemens and SIMATIC HMI branding and a silver-colored aluminum frame.

All Unified Comfort Panels come with integrated Edge functionality.

Siemens Industrial Edge can be used in two different ways:

- Device-managed Edge
- Centrally-managed Edge (planned)

SIMATIC HMI Unified Comfort Panels can also be ordered with a neutral design. Starter kits are available for standard design devices.

Note:

The technical specifications of the neutral design devices correspond to the technical specifications of the devices with standard design.

Technical specifications

Article number	6AV2128-3GB06-0AX0	6AV2128-3KB06-0AX0	6AV2128-3MB06-0AX0	6AV2128-3QB06-0AX0	6AV2128-3UB06-0AX0	6AV2128-3XB06-0AX0
	SIMATIC HMI MTP700 Unified Comfort	SIMATIC HMI MTP1000 Unified Comfort	SIMATIC HMI MTP1200 Unified Comfort	SIMATIC HMI MTP1500 Unified Comfort	SIMATIC HMI MTP1900 Unified Comfort	SIMATIC HMI MTP2200 Unified Comfort
General information						
Product type designation	MTP700 Unified Comfort	MTP1000 Unified Comfort	MTP1200 Unified Comfort	MTP1500 Unified Comfort	MTP1900 Unified Comfort	MTP2200 Unified Comfort
Display						
Design of display	TFT	TFT	TFT	TFT	TFT	TFT
Screen diagonal	7 in	10.1 in	12.1 in	15.6 in	18.5 in	21.5 in
Number of colors	16 777 216	16 777 216	16 777 216	16 777 216	16 777 216	16 777 216
Resolution (pixels)						
• Horizontal image resolution	800 Pixel	1 280 Pixel	1 280 Pixel	1 366 Pixel	1 920 Pixel	1 920 Pixel
• Vertical image resolution	480 Pixel	800 Pixel	800 Pixel	768 Pixel	1 080 Pixel	1 080 Pixel
Backlighting						
• MTBF backlighting (at 25 °C)	50 000 h; At 25 °C	50 000 h; At 25 °C	50 000 h; At 25 °C	50 000 h	50 000 h; At 25 °C	30 000 h; At 25 °C
• Backlight dimmable	Yes; 5-100 %	Yes; 5-100 %	Yes; 5-100 %	Yes; 10 ... 100%	Yes; 10 ... 100%	Yes; 10 ... 100%
Installation type/mounting						
Mounting position	vertical	vertical	vertical	vertical	vertical	vertical
Mounting in portrait format possible	Yes	Yes	Yes	Yes	Yes	Yes
Mounting in landscape format possible	Yes	Yes	Yes	Yes	Yes	Yes
maximum permissible angle of inclination without external ventilation	35°	35°	35°	35°	35°	35°
Supply voltage						
Type of supply voltage	DC	DC	DC	DC	DC	DC
Rated value (DC)	24 V	24 V	24 V	24 V	24 V	24 V
permissible range, lower limit (DC)	19.2 V	19.2 V	19.2 V	19.2 V	19.2 V	19.2 V
permissible range, upper limit (DC)	28.8 V	28.8 V	28.8 V	28.8 V	28.8 V	28.8 V
Type of output						
Acoustics						
• Buzzer	Yes	Yes	Yes	Yes	Yes	Yes
• Speaker	No	No	No	No	No	No
Time of day						
Clock						
• Hardware clock (real-time)	Yes	Yes	Yes	Yes	Yes	Yes
• Software clock	Yes	Yes	Yes	Yes	Yes	Yes
• retentive	Yes; Back-up duration typically 6 weeks	Yes; Back-up duration typically 6 weeks	Yes; Back-up duration typically 6 weeks	Yes; Back-up duration typically 6 weeks	Yes; Back-up duration typically 6 weeks	Yes; Back-up duration typically 6 weeks
• synchronizable	Yes	Yes	Yes	Yes	Yes	Yes

Technical specifications (continued)

Article number	6AV2128-3GB06-0AX0	6AV2128-3KB06-0AX0	6AV2128-3MB06-0AX0	6AV2128-3QB06-0AX0	6AV2128-3UB06-0AX0	6AV2128-3XB06-0AX0
	SIMATIC HMI MTP700 Unified Comfort	SIMATIC HMI MTP1000 Unified Comfort	SIMATIC HMI MTP1200 Unified Comfort	SIMATIC HMI MTP1500 Unified Comfort	SIMATIC HMI MTP1900 Unified Comfort	SIMATIC HMI MTP2200 Unified Comfort
Interfaces						
Number of industrial Ethernet interfaces	2; 2 ports (switch) + independent port					
Number of RS 485 interfaces	1; RS 422 / 485 combined	1; RS 422 / 485 combined	1; RS 422 / 485 combined	1; RS 422 / 485 combined	1; RS 422 / 485 combined	1; RS 422 / 485 combined
Number of RS 422 interfaces	0; together with RS 485	0; together with RS 485	0; together with RS 485	0; together with RS 485	0; together with RS 485	0; together with RS 485
Number of USB interfaces	4; USB 3.0	4; USB 3.0	4; USB 3.0	4; USB 3.0	4; USB 3.0	4; USB 3.0
Number of SD card slots	2	2	2	2	2	2
Protocols						
PROFINET	Yes	Yes	Yes	Yes	Yes	Yes
Supports protocol for PROFINET IO	No	No	No	No	No	No
PROFIBUS	No	No	No	No	No	No
Redundancy mode						
Media redundancy						
- MRP	Yes	Yes	Yes	Yes	Yes	Yes
EMC						
Emission of radio interference acc. to EN 55 011						
• Limit class A, for use in industrial areas	Yes	Yes	Yes	Yes	Yes	Yes
• Limit class B, for use in residential areas	No	No	No	No	No	No
Degree and class of protection						
IP (at the front)	IP65	IP65	IP65	IP65	IP65	IP65
IP (rear)	IP20	IP20	IP20	IP20	IP20	IP20
NEMA (front)						
• Enclosure Type 4x at the front	Yes	Yes	Yes	Yes	Yes	Yes
• Enclosure Type 12 at the front	No	No	No	Yes	Yes	Yes
Standards, approvals, certificates						
CE mark	Yes	Yes	Yes	Yes	Yes	Yes
cULus	Yes	Yes	Yes	Yes	Yes	Yes
RCM (formerly C-TICK)	Yes	Yes	Yes	Yes	Yes	Yes
KC approval	No; Available soon					
EAC (formerly Gost-R)	No	No	No	No	No	No
Use in hazardous areas						
• ATEX Zone 2	No; Available soon					
• ATEX Zone 22	No; Available soon					
• IECEx Zone 2	No; Available soon					
• IECEx Zone 22	No; Available soon					
• cULus Class I Zone 2, Division 2	No; Available soon					
• cULus Class II Division 2	No	No	No	No	No	No
• FM Class I Division 2	No; Available soon					
• FM Class II Division 2	No	No	No	No	No	No
Marine approval						
• Germanischer Lloyd (GL)	No; Available soon					
• American Bureau of Shipping (ABS)	No; Available soon					
• Bureau Veritas (BV)	No; Available soon					
• Det Norske Veritas (DNV)	No; Available soon					
• Lloyds Register of Shipping (LRS)	No; Available soon					
• Nippon Kaiji Kyokai (Class NK)	No; Available soon					
• Chinese Classification Society (CCS)	No; Available soon					

Operator panels

Advanced HMI – Panel-based
Unified Comfort Panels

Unified Comfort Panels Standard

Technical specifications (continued)

Article number	6AV2128-3GB06-0AX0	6AV2128-3KB06-0AX0	6AV2128-3MB06-0AX0	6AV2128-3QB06-0AX0	6AV2128-3UB06-0AX0	6AV2128-3XB06-0AX0
	SIMATIC HMI MTP700 Unified Comfort	SIMATIC HMI MTP1000 Unified Comfort	SIMATIC HMI MTP1200 Unified Comfort	SIMATIC HMI MTP1500 Unified Comfort	SIMATIC HMI MTP1900 Unified Comfort	SIMATIC HMI MTP2200 Unified Comfort
Ambient conditions						
Suited for indoor use	Yes	Yes	Yes	Yes	Yes	Yes
Suited for outdoor use	No	No	No	No	No	No
Ambient temperature during operation						
• Operation (vertical installation)						
- For vertical installation, min.	0 °C	0 °C	0 °C	0 °C	0 °C	0 °C
- For vertical installation, max.	50 °C	50 °C	50 °C	50 °C	50 °C	50 °C
Relative humidity						
• Operation, max.	90 %; no condensation	90 %; no condensation	90 %; no condensation	90 %; no condensation	90 %; no condensation	90 %; no condensation
Configuration						
Configuration software						
• WinCC Unified Comfort Engineering (TIA Portal)	Yes	Yes	Yes	Yes	Yes	Yes
• WinCC Unified PC Engineering (TIA Portal)	Yes	Yes	Yes	Yes	Yes	Yes
Languages						
Online languages						
• Number of online/runtime languages	32	32	32	32	32	32
Functionality under WinCC Unified						
Libraries	Yes	Yes	Yes	Yes	Yes	Yes
Number of Visual Basic Scripts	No					
JavaScript	Yes	Yes	Yes	Yes	Yes	Yes
Message system						
• Bit messages						
- Number of bit messages	9 000	9 000	9 000	9 000	9 000	9 000
• Analog messages						
- Number of analog messages	300	300	300	300	300	300
• Message buffer	Yes; Configured as alarm archive					
- Circulating buffer	Yes	Yes	Yes	Yes	Yes	Yes
- retentive	Yes	Yes	Yes	Yes	Yes	Yes
Parameter set management (recipes)						
• Number of parameter set types	750	750	750	750	750	750
• Parameter sets per parameter set type	2 000	2 000	2 000	2 000	2 000	2 000
• Entries per parameter set	1 000	1 000	1 000	1 000	1 000	1 000
• Size of internal parameter set memory	12 Mbyte			12 Mbyte		
• Parameter set memory expandable	Yes	Yes	Yes	Yes	Yes	Yes

Technical specifications (continued)

Article number	6AV2128-3GB06-0AX0 SIMATIC HMI MTP700 Unified Comfort	6AV2128-3KB06-0AX0 SIMATIC HMI MTP1000 Unified Comfort	6AV2128-3MB06-0AX0 SIMATIC HMI MTP1200 Unified Comfort	6AV2128-3QB06-0AX0 SIMATIC HMI MTP1500 Unified Comfort	6AV2128-3UB06-0AX0 SIMATIC HMI MTP1900 Unified Comfort	6AV2128-3XB06-0AX0 SIMATIC HMI MTP2200 Unified Comfort
Variables						
• Number of variables per device	8 000	8 000	8 000	8 000	8 000	8 000
• Number of variables per screen	600	600	600	800	800	800
Images						
• Number of configurable images	1 200	1 200	1 200	1 200	1 200	1 200
• Faceplate	Yes	Yes	Yes	Yes	Yes	Yes
Archiving						
• Number of archives per device	50	50	50	50	50	50
Transfer (upload/download)						
• USB	No	No	No	No	No	No
• Ethernet	Yes	Yes	Yes	Yes	Yes	Yes
• using external storage medium	No	No	No	No	No	No
Peripherals/Options						
Peripherals	Printer, barcode reader	Printer, barcode reader	Printer, barcode reader	Printer, barcode reader	Printer, barcode reader	Printer, barcode reader
Printer	Yes	Yes	Yes	Yes	Yes	Yes
SIMATIC HMI MM memory card: Multi Media Card	No	No	No	No	No	No
SIMATIC HMI SD memory card: Secure Digital memory card	Yes	Yes	Yes	Yes	Yes	Yes
SIMATIC HMI CF memory card Compact Flash Card	No	No	No	No	No	No
USB memory	Yes	Yes	Yes	Yes	Yes	Yes
SIMATIC IPC USB Flashdrive (USB stick)	Yes	Yes	Yes	Yes	Yes	Yes
SIMATIC HMI USB stick	Yes	Yes	Yes	Yes	Yes	Yes
Network camera	No	No	No	No	No	No
Mechanics/material						
Enclosure material (front)						
• Aluminum	Yes	Yes	Yes	Yes	Yes	Yes
Dimensions						
Width of the housing front	214 mm	280 mm	326 mm	398 mm	464 mm	529 mm
Height of housing front	158 mm	205 mm	237 mm	257 mm	294 mm	331 mm
Mounting cutout, width	197 mm	264 mm	310 mm	382 mm	448 mm	513 mm
Mounting cutout, height	141 mm	189 mm	221 mm	241 mm	278 mm	315 mm
Overall depth	64 mm	64 mm	64 mm	73 mm	73 mm	73 mm
Weights						
Weight without packaging	1.4 kg	2.1 kg	2.8 kg	4.3 kg	5.5 kg	6.9 kg

Operator panels

Advanced HMI – Panel-based
Unified Comfort Panels

Unified Comfort Panels Standard

Ordering data	Article No.	Article No.	
<i>Standard design</i>		<i>Starter kits</i>	
SIMATIC HMI MTP700 Unified Comfort Touch operation; 7" widescreen display	6AV2128-3GB06-0AX0	<i>Standard design</i> Each consisting of: <ul style="list-style-type: none"> • The corresponding Unified Comfort Panel • WinCC Unified Comfort (TIA Portal) • EDGE runtime license • Industrial Ethernet cable, for test purposes • SIMATIC SD Card Indoor 32 GB • 5 protective films 	
SIMATIC HMI MTP1000 Unified Comfort Touch operation; 10" widescreen display	6AV2128-3KB06-0AX0		
SIMATIC HMI MTP1200 Unified Comfort Touch operation; 12" widescreen display	6AV2128-3MB06-0AX0		
SIMATIC HMI MTP1500 Unified Comfort Touch operation; 15" widescreen display	6AV2128-3QB06-0AX0		
SIMATIC HMI MTP1900 Unified Comfort Touch operation; 19" widescreen display	6AV2128-3UB06-0AX0		
SIMATIC HMI MTP2200 Unified Comfort Touch operation; 22" widescreen display	6AV2128-3XB06-0AX0		
<i>Neutral design</i>			SIMATIC HMI MTP700 Unified Comfort 6AV2128-3GB06-0AP0
SIMATIC HMI MTP700 Unified Comfort Touch operation; 7" widescreen display	6AV2128-3GB36-0AX0		SIMATIC HMI MTP1000 Unified Comfort 6AV2128-3KB06-0AP0
SIMATIC HMI MTP1000 Unified Comfort Touch operation; 10" widescreen display	6AV2128-3KB36-0AX0		SIMATIC HMI MTP1200 Unified Comfort 6AV2128-3MB06-0AP0
SIMATIC HMI MTP1200 Unified Comfort Touch operation; 12" widescreen display	6AV2128-3MB36-0AX0		SIMATIC HMI MTP1500 Unified Comfort 6AV2128-3QB06-0AP0
SIMATIC HMI MTP1500 Unified Comfort Touch operation; 15" widescreen display	6AV2128-3QB36-0AX0	SIMATIC HMI MTP1900 Unified Comfort 6AV2128-3UB06-0AP0	
SIMATIC HMI MTP1900 Unified Comfort Touch operation; 19" widescreen display	6AV2128-3UB36-0AX0	SIMATIC HMI MTP2200 Unified Comfort 6AV2128-3XB06-0AP0	
SIMATIC HMI MTP2200 Unified Comfort Touch operation; 22" widescreen display	6AV2128-3XB36-0AX0	<i>Software</i> EDGE Runtime for SIMATIC Unified Comfort Runtime software, single license, license key for download, without software and documentation, class A, e-mail address is essential for delivery 6AV2170-2BA00-0AA0	

You can find more information on the Internet at:
<http://www.siemens.com/unified-comfort-panels>

Every Unified Comfort Panel is available in two different design variants.

- The standard design has Siemens and SIMATIC HMI branding on the front and a silver-colored aluminum frame.
- The neutral design has no branding on the front and a black aluminum frame.

For selected SIMATIC HMI Unified Comfort Panels, the option exists to apply the customer name or logo or to select the membrane color in accordance with the customer's corporate design. This is also possible for small quantities.

More information is available at:

<http://www.siemens.com/express-hmi-tool>

Overview



Comfort Panel family, KP, TP, KTP

SIMATIC HMI Comfort Panels - Standard devices

- Excellent HMI functionality for demanding applications
- Widescreen TFT displays with 4", 7", 9", 12", 15", 19" and 22" diagonals (all 16 million colors) with up to 40% more visualization area as compared to the predecessor devices
- Integrated high-end functionality with archives, scripts, PDF/Word/Excel viewer, Internet Explorer, Media Player and Web Server
- Dimmable displays from 0 to 100% via PROFIenergy, via the HMI project or via a controller
- Modern industrial design, cast aluminum fronts for 7" upwards
- Upright installation for all touch devices
- Data security in the event of a power failure for the device and for the SIMATIC HMI memory card
- Innovative service and commissioning concept
- Maximum performance with short screen refresh times
- Suitable for extremely harsh industrial environments thanks to extended approvals such as ATEX 2/22 and marine approvals
- All versions can be used as an OPC UA client or as a server
- Key-operated devices with LED in every function key and new text input mechanism, similar to the keypads of mobile phones
- All keys have a service life of 2 million operations
- Configuring with the WinCC engineering software of the TIA Portal engineering framework

Note:

A 7" and a 15" Comfort Outdoor version are available. These devices have been specially designed for outdoor applications in difficult environments. Best display quality, even under sunlight, UV-resistant fronts and much more.

For further information, please go to:

<http://www.siemens.com/comfort-panels>

Technical specifications

Article number	6AV2124-2DC01-0AX0 SIMATIC HMI KTP400 Comfort
General information	
Product type designation	KTP400 Comfort
Display	
Design of display	TFT
Screen diagonal	4.3 in
Display width	95 mm
Display height	53.8 mm
Number of colors	16 777 216
Resolution (pixels)	
• Horizontal image resolution	480 Pixel
• Vertical image resolution	272 Pixel
Backlighting	
• MTBF backlighting (at 25 °C)	80 000 h
• Backlight dimmable	Yes; 0-100 %
Control elements	
Keyboard fonts	
• Function keys	
- Number of function keys	4
- Number of function keys with LEDs	4
• Keys with LED	Yes
• System keys	No
• Numeric keyboard	Yes; Onscreen keyboard
• alphanumeric keyboard	Yes; Onscreen keyboard
Installation type/mounting	
Mounting position	vertical
Mounting in portrait format possible	Yes
Mounting in landscape format possible	Yes
maximum permissible angle of inclination without external ventilation	35°
Supply voltage	
Type of supply voltage	DC
Rated value (DC)	24 V
permissible range, lower limit (DC)	19.2 V
permissible range, upper limit (DC)	28.8 V
Memory	
Flash	Yes
RAM	Yes
Memory available for user data	4 Mbyte
Type of output	
Info LED	No
Power LED	No
Error LED	No
Acoustics	
• Buzzer	Yes
• Speaker	No
Time of day	
Clock	
• Hardware clock (real-time)	Yes
• Software clock	Yes
• retentive	Yes; Back-up duration typically 6 weeks
• synchronizable	Yes

Operator panels

Advanced HMI – Panel-based Comfort Panels

Comfort Panels Standard devices

Technical specifications (continued)

Article number	6AV2124-2DC01-0AX0 SIMATIC HMI KTP400 Comfort
Interfaces	
Number of industrial Ethernet interfaces	1
Number of RS 485 interfaces	1; RS 422 / 485 combined
Number of RS 422 interfaces	1
Number of RS 232 interfaces	0
Number of USB interfaces	1; USB 2.0
• USB Mini B	1; 5-pole
Number of 20 mA interfaces (TTY)	0
Number of parallel interfaces	0
Number of other interfaces	0
Number of SD card slots	2
With software interfaces	No
Industrial Ethernet	
• Industrial Ethernet status LED	2
• Number of ports of the integrated switch	1; No switch integrated
Protocols	
PROFINET	Yes
Supports protocol for PROFINET IO IRT	Yes
PROFIBUS	No
MPI	Yes
Redundancy mode	
Media redundancy	
- MRP	No
Standards, approvals, certificates	
CE mark	Yes
cULus	Yes
RCM (formerly C-TICK)	Yes
KC approval	Yes
Use in hazardous areas	
• ATEX Zone 2	Yes
• ATEX Zone 22	Yes
• IECEx Zone 2	Yes
• IECEx Zone 22	Yes
• cULus Class I Zone 1	No
• cULus Class I Zone 2, Division 2	Yes
• FM Class I Division 2	Yes
Marine approval	
• Germanischer Lloyd (GL)	Yes
• American Bureau of Shipping (ABS)	Yes
• Bureau Veritas (BV)	Yes
• Det Norske Veritas (DNV)	Yes
• Lloyds Register of Shipping (LRS)	Yes
• Nippon Kaiji Kyokai (Class NK)	Yes
• Polski Rejestr Statkow (PRS)	No
Ambient conditions	
Ambient temperature during operation	
• Operation (vertical installation)	
- For vertical installation, min.	0 °C
- For vertical installation, max.	50 °C
Relative humidity	
• Operation, max.	90 %; no condensation
Operating systems	
proprietary	No
pre-installed operating system	
• Windows CE	Yes

Article number	6AV2124-2DC01-0AX0 SIMATIC HMI KTP400 Comfort
Configuration	
Message indicator	Yes
Alarm system (incl. buffer and acknowledgment)	Yes
Process value display (output)	Yes
Process value default (input) possible	Yes
Recipe management	Yes
Configuration software	
• STEP 7 Basic (TIA Portal)	No
• STEP 7 Professional (TIA Portal)	No
• WinCC flexible Compact	No
• WinCC flexible Standard	No
• WinCC flexible Advanced	No
• WinCC Basic (TIA Portal)	No
• WinCC Comfort (TIA Portal)	Yes; from V11
• WinCC Advanced (TIA Portal)	Yes; from V11
• WinCC Professional (TIA Portal)	Yes; from V11
Languages	
Online languages	
• Number of online/runtime languages	32
Project languages	
• Languages per project	32
Functionality under WinCC (TIA Portal)	
Libraries	Yes
Applications/options	
• Web browser	Yes
• Pocket Word	Yes
• Pocket Excel	Yes
• PDF Viewer	Yes
• Media Player	Yes
• SIMATIC WinCC Sm@rtServer	Yes
• SIMATIC WinCC Audit	Yes
Number of Visual Basic Scripts	Yes
Task planner	
• time-controlled	Yes
• task-controlled	Yes
Help system	
• Number of characters per info text	70
Message system	
• Number of alarm classes	32
• Bit messages	
- Number of bit messages	2 000
• Analog messages	
- Number of analog messages	50
• S7 alarm number procedure	Yes
• System messages HMI	Yes
• System messages, other (SIMATIC S7, Sinumerik, Simotion, etc.)	Yes
• Number of characters per message	80
• Number of process values per message	8
• Acknowledgment groups	Yes
• Message indicator	Yes
• Message buffer	
- Number of entries	256
- Circulating buffer	Yes
- retentive	Yes
- maintenance-free	Yes

Technical specifications (continued)

Article number	6AV2124-2DC01-0AX0 SIMATIC HMI KTP400 Comfort
Recipe management	
• Number of recipes	100
• Data records per recipe	200
• Entries per data record	200
• Size of internal recipe memory	512 kbyte
• Recipe memory expandable	Yes
Variables	
• Number of variables per device	1 024
• Number of variables per screen	50
• Limit values	Yes
• Multiplexing	Yes
• Structures	Yes
• Arrays	Yes
Images	
• Number of configurable images	500
• Permanent window/default	Yes
• Global image	Yes
• Pop-up images	Yes
• Slide-in images	Yes
• Image selection by PLC	Yes
• Image number in the PLC	Yes
Archiving	
• Number of archives per device	10
• Number of entries per archive	10 000
• Message archive	Yes
• Process value archive	Yes
• Archiving methods	
- Sequential archive	Yes
- Short-term archive	Yes
• Memory location	
- Memory card	Yes
- USB memory	Yes
- Ethernet	Yes
• Data storage format	
- CSV	Yes
- TXT	Yes
- RDB	Yes
Security	
• Number of user groups	50
• Number of user rights	32
• Number of users	50
• Password export/import	Yes
• SIMATIC Logon	Yes
Logging through printer	
• Alarms	Yes
• Report (shift log)	Yes
• Hardcopy	Yes
• Electronic print to file	Yes; PDF, HTML
Character sets	
• Keyboard fonts	
- US English	Yes
Transfer (upload/download)	
• MPI/PROFIBUS DP	Yes
• USB	Yes
• Ethernet	Yes
• using external storage medium	Yes

Article number	6AV2124-2DC01-0AX0 SIMATIC HMI KTP400 Comfort
Process coupling	
• S7-1200	Yes
• S7-1500	Yes
• S7-200	Yes
• S7-300/400	Yes
• LOGO!	Yes
• WinAC	Yes
• SINUMERIK	Yes; with SINUMERIK option package
• SIMOTION	Yes
• Allen Bradley (EtherNet/IP)	Yes
• Allen Bradley (DF1)	Yes
• Mitsubishi (MC TCP/IP)	Yes
• Mitsubishi (FX)	Yes
• OMRON (FINS TCP)	No
• OMRON (LINK/Multilink)	Yes
• Modicon (Modbus TCP/IP)	Yes
• Modicon (Modbus)	Yes
• OPC UA Client	Yes
• OPC UA Server	Yes
Service tools/configuration aids	
• Backup/Restore manually	Yes
• Backup/Restore automatically	Yes
• Simulation	Yes
• Device switchover	Yes
Peripherals/Options	
Printer	Yes
SIMATIC HMI MM memory card: Multi Media Card	Yes; Up to 128 MB
SIMATIC HMI SD memory card: Secure Digital memory card	Yes; Up to 2 GB
SIMATIC HMI CF memory card: Compact Flash Card	No
USB memory	Yes
SIMATIC IPC USB Flashdrive (USB stick)	Yes; Up to 16 GB
SIMATIC HMI USB stick	Yes; Up to 8 GB
Network camera	Yes
Mechanics/material	
Enclosure material (front)	
• Plastic	Yes
• Aluminum	No
• Stainless steel	No
Dimensions	
Width of the housing front	140 mm
Height of housing front	116 mm
Mounting cutout, width	123 mm
Mounting cutout, height	99 mm
Overall depth	49 mm
Weights	
Weight without packaging	0.6 kg
Weight incl. packaging	0.7 kg

Operator panels

Advanced HMI – Panel-based Comfort Panels

Comfort Panels Standard devices

Technical specifications (continued)

Article number	6AV2124-1DC01-0AX0 SIMATIC HMI KP400 Comfort	6AV2124-1GC01-0AX0 SIMATIC HMI KP700 Comfort	6AV2124-1JC01-0AX0 SIMATIC HMI KP900 Comfort	6AV2124-1MC01-0AX0 SIMATIC HMI KP1200 Comfort	6AV2124-1QC02-0AX1 SIMATIC HMI KP1500 Comfort
General information					
Product type designation	KP400 Comfort	KP700 Comfort	KP900 Comfort	KP1200 Comfort	KP1500 Comfort
Display					
Design of display	TFT	TFT	TFT	TFT	TFT
Screen diagonal	4.3 in	7 in	9 in	12.1 in	15.4 in
Display width	95 mm	152.4 mm	195 mm	261.1 mm	331.2 mm
Display height	53.8 mm	91.4 mm	117 mm	163.2 mm	207 mm
Number of colors	16 777 216	16 777 216	16 777 216	16 777 216	16 777 216
Resolution (pixels)					
• Horizontal image resolution	480 Pixel	800 Pixel	800 Pixel	1 280 Pixel	1 280 Pixel
• Vertical image resolution	272 Pixel	480 Pixel	480 Pixel	800 Pixel	800 Pixel
Backlighting					
• MTBF backlighting (at 25 °C)	80 000 h	80 000 h	80 000 h	80 000 h	80 000 h
• Backlight dimmable	Yes; 0-100 %	Yes; 0-100 %	Yes; 0-100 %	Yes; 0-100 %	Yes; LED, dimmable
Control elements					
Keyboard fonts					
• Function keys					
- Number of function keys	8	24	26	34	36
Touch operation					
• Design as touch screen	No	No	No	No	No
Installation type/mounting					
Mounting in portrait format possible	No	No	No	No	No
Supply voltage					
Type of supply voltage	DC	DC	DC	DC	DC
Rated value (DC)	24 V	24 V	24 V	24 V	24 V
permissible range, lower limit (DC)	19.2 V	19.2 V	19.2 V	19.2 V	19.2 V
permissible range, upper limit (DC)	28.8 V	28.8 V	28.8 V	28.8 V	28.8 V
Memory					
Flash	Yes	Yes	Yes	Yes	Yes
RAM	Yes	Yes	Yes	Yes	Yes
Memory available for user data	4 Mbyte	12 Mbyte	12 Mbyte	12 Mbyte	24 Mbyte
Type of output					
Acoustics					
• Speaker	No	Yes	Yes	Yes	Yes
Time of day					
Clock					
• Hardware clock (real-time)	Yes	Yes	Yes	Yes	Yes
• Software clock	Yes	Yes	Yes	Yes	Yes
• retentive	Yes; Back-up duration typically 6 weeks				
• synchronizable	Yes	Yes	Yes	Yes	Yes
Interfaces					
Number of industrial Ethernet interfaces	1	1; 2 ports (switch)	1; 2 ports (switch)	1; 2 ports (switch)	2; 2 ports (switch) + independent port
Number of RS 485 interfaces	1; RS 422 / 485 combined				
Number of RS 422 interfaces	1	1	1	1	0
Number of RS 232 interfaces	0	0	0	0	0
Number of USB interfaces	1; USB 2.0	2; USB 2.0	2; USB 2.0	2; USB 2.0	2; USB 2.0
• USB Mini B	1; 5-pole	1; 5-pole	1; 5-pole	1; 5-pole	
Number of 20 mA interfaces (TTY)	0	0	0	0	0
Number of parallel interfaces	0	0	0	0	0
Number of other interfaces	0	0	0	0	0
Number of SD card slots	2	2	2	2	2
With software interfaces	No	No	No	No	No
Industrial Ethernet					
• Industrial Ethernet status LED	2	2	2	2	3
• Number of ports of the integrated switch	1; No switch integrated	2	2	2	2
Protocols					
PROFINET	Yes	Yes	Yes	Yes	Yes
Supports protocol for PROFINET IO	Yes	Yes	Yes	Yes	Yes
IRT	No	Yes; As of WinCC V12	Yes; As of WinCC V12	Yes; As of WinCC V12	Yes
PROFIBUS	Yes	Yes	Yes	Yes	Yes
MPI	Yes	Yes	Yes	Yes	Yes
Redundancy mode					
Media redundancy					
- MRP	No	Yes; As of WinCC V12	Yes; As of WinCC V12	Yes; As of WinCC V12	Yes

Technical specifications (continued)

Article number	6AV2124-1DC01-0AX0 SIMATIC HMI KP400 Comfort	6AV2124-1GC01-0AX0 SIMATIC HMI KP700 Comfort	6AV2124-1JC01-0AX0 SIMATIC HMI KP900 Comfort	6AV2124-1MC01-0AX0 SIMATIC HMI KP1200 Comfort	6AV2124-1QC02-0AX1 SIMATIC HMI KP1500 Comfort
Degree and class of protection					
IP (at the front)	IP65	IP65	IP65	IP65	IP65
IP (rear)	IP20	IP20	IP20	IP20	IP20
NEMA (front)					
• Enclosure Type 4 at the front	Yes	Yes	Yes	Yes	Yes
• Enclosure Type 4x at the front	Yes	Yes	Yes	Yes	Yes
Standards, approvals, certificates					
CE mark	Yes	Yes	Yes	Yes	Yes
cULus	Yes	Yes	Yes	Yes	Yes
RCM (formerly C-TICK)	Yes	Yes	Yes	Yes	Yes
KC approval	Yes	Yes	Yes	Yes	Yes
EAC (formerly Gost-R)					Yes
Use in hazardous areas					
• ATEX Zone 2	Yes	Yes	Yes	Yes	No
• ATEX Zone 22	Yes	Yes	Yes	Yes	No
• IECEx Zone 2	Yes	Yes	Yes	Yes	No
• IECEx Zone 22	Yes	Yes	Yes	Yes	No
• cULus Class I Zone 1	No	No	No	No	No
• cULus Class I Zone 2, Division 2	Yes	Yes	Yes	Yes	Yes; For inscription on device rating plate
• cULus Class II Division 2					No; Available soon
• FM Class I Division 2	Yes	Yes	Yes	Yes	Yes; For inscription on device rating plate
• FM Class II Division 2					No; Available soon
Marine approval					
• Germanischer Lloyd (GL)	Yes	Yes	Yes	Yes; As of product version: 10	No
• American Bureau of Shipping (ABS)	Yes	Yes	Yes	Yes; As of product version: 10	No
• Bureau Veritas (BV)	Yes	Yes	Yes	Yes; As of product version: 10	No
• Det Norske Veritas (DNV)	Yes	Yes	Yes	Yes; As of product version: 10	No
• Korean Register of Shipping (KRS)					No
• Lloyds Register of Shipping (LRS)	Yes	Yes	Yes	Yes; As of product version: 10	No
• Nippon Kaiji Kyokai (Class NK)	Yes	Yes	Yes	Yes; As of product version: 10	No
• Polski Rejestr Statkow (PRS)	No	No	No	No	No
• Chinese Classification Society (CCS)					No
Ambient conditions					
Suited for indoor use					Yes
Suited for outdoor use					No
Ambient temperature during operation					
• Operation (vertical installation)					
- For vertical installation, min.	0 °C	0 °C	0 °C	0 °C	0 °C
- For vertical installation, max.	50 °C	50 °C; (55 °C, see entry ID: 64847814)	50 °C; (55 °C, see entry ID: 64847814)	50 °C; (55 °C, see entry ID: 64847814)	50 °C; (55 °C, see entry ID: 64847814)
Relative humidity					
• Operation, max.	90 %; no condensation	90 %; no condensation	90 %; no condensation	90 %; no condensation	90 %; no condensation
Operating systems					
proprietary	No	No	No	No	No
pre-installed operating system					
• Windows CE	Yes	Yes	Yes	Yes	Yes; Windows Embedded Compact 2013
Configuration					
Configuration software					
• WinCC Comfort (TIA Portal)	Yes; from V11	Yes; from V11	Yes; from V11	Yes; from V11	Yes; V14 SP1 HSP and higher
Languages					
Online languages					
• Number of online/runtime languages	32	32	32	32	32

Operator panels

Advanced HMI – Panel-based Comfort Panels

Comfort Panels Standard devices

Technical specifications (continued)

Article number	6AV2124-1DC01-0AX0 SIMATIC HMI KP400 Comfort	6AV2124-1GC01-0AX0 SIMATIC HMI KP700 Comfort	6AV2124-1JC01-0AX0 SIMATIC HMI KP900 Comfort	6AV2124-1MC01-0AX0 SIMATIC HMI KP1200 Comfort	6AV2124-1QC02-0AX1 SIMATIC HMI KP1500 Comfort
Functionality under WinCC (TIA Portal)					
Libraries	Yes	Yes	Yes	Yes	Yes
Applications/options					
• Web browser	Yes	Yes	Yes	Yes	Yes
• Pocket Word	Yes	Yes	Yes	Yes	Yes
• Pocket Excel	Yes	Yes	Yes	Yes	Yes
• PDF Viewer	Yes	Yes	Yes	Yes	Yes
• Media Player	Yes	Yes	Yes	Yes	Yes
• SIMATIC WinCC Sm@rtServer	Yes	Yes	Yes	Yes	Yes
• SIMATIC WinCC Audit	Yes	Yes	Yes	Yes	Yes
Number of Visual Basic Scripts	Yes	Yes	Yes	Yes	Yes
Task planner					
• time-controlled	Yes	Yes	Yes	Yes	Yes
• task-controlled	Yes	Yes	Yes	Yes	Yes
Help system					
• Number of characters per info text	70	70	70	70	320
Message system					
• Bit messages					
- Number of bit messages	2 000	4 000	4 000	4 000	6 000
• Analog messages					
- Number of analog messages	50	200	200	200	200
• Message buffer					
- Number of entries	256	1 024	1 024	1 024	1 024
- Circulating buffer	Yes	Yes	Yes	Yes	Yes
- retentive	Yes	Yes	Yes	Yes	Yes
- maintenance-free	Yes	Yes	Yes	Yes	Yes
Recipe management					
• Number of recipes	100	300	300	300	500
• Size of internal recipe memory	512 kbyte	2 Mbyte	2 Mbyte	2 Mbyte	4 Mbyte
• Recipe memory expandable	Yes	Yes	Yes	Yes	Yes
Variables					
• Number of variables per device	1 024	2 048	2 048	2 048	4 096
• Number of variables per screen	50	400	400	400	400
Images					
• Number of configurable images	500	500	500	500	750
Archiving					
• Number of archives per device	10	50	50	50	50
Security					
• Number of user groups	50	50	50	50	50
• Number of users	50	50	50	50	50
• SIMATIC Logon	Yes	Yes	Yes	Yes	Yes
Logging through printer					
• Alarms	Yes	Yes	Yes	Yes	Yes
• Report (shift log)	Yes	Yes	Yes	Yes	Yes
• Hardcopy	Yes	Yes	Yes	Yes	Yes
• Electronic print to file	Yes; PDF, HTML	Yes; PDF, HTML	Yes; PDF, HTML	Yes; PDF, HTML	Yes; PDF, HTML
Transfer (upload/download)					
• MPI/PROFIBUS DP	Yes	Yes	Yes	Yes	Yes
• USB	Yes	Yes	Yes	Yes	Yes
• Ethernet	Yes	Yes	Yes	Yes	Yes
• using external storage medium	Yes	Yes	Yes	Yes	Yes

Technical specifications (continued)

Article number	6AV2124-1DC01-0AX0 SIMATIC HMI KP400 Comfort	6AV2124-1GC01-0AX0 SIMATIC HMI KP700 Comfort	6AV2124-1JC01-0AX0 SIMATIC HMI KP900 Comfort	6AV2124-1MC01-0AX0 SIMATIC HMI KP1200 Comfort	6AV2124-1QC02-0AX1 SIMATIC HMI KP1500 Comfort	
Process coupling						
• S7-1200	Yes	Yes	Yes	Yes	Yes	
• S7-1500	Yes	Yes	Yes	Yes	Yes	
• S7-200	Yes	Yes	Yes	Yes	Yes	
• S7-300/400	Yes	Yes	Yes	Yes	Yes	
• LOGO!	Yes	Yes	Yes	Yes	Yes	
• WinAC	Yes	Yes	Yes	Yes	Yes	
• SINUMERIK	Yes; with SINUMERIK option package	Yes; with SINUMERIK option package	Yes; with SINUMERIK option package	Yes; with SINUMERIK option package	Yes; With SINUMERIK option package as from WinCC V15 or higher	
• SIMOTION	Yes	Yes	Yes	Yes	Yes	
• Allen Bradley (EtherNet/IP)	Yes	Yes	Yes	Yes	Yes	
• Allen Bradley (DF1)	Yes	Yes	Yes	Yes	Yes	
• Mitsubishi (MC TCP/IP)	Yes	Yes	Yes	Yes	Yes	
• Mitsubishi (FX)	Yes	Yes	Yes	Yes	Yes	
• OMRON (FINS TCP)	No	No	No	No	No	
• OMRON (LINK/Multilink)	Yes	Yes	Yes	Yes	Yes	
• Modicon (Modbus TCP/IP)	Yes	Yes	Yes	Yes	Yes	
• Modicon (Modbus)	Yes	Yes	Yes	Yes	Yes	
• OPC UA Client	Yes	Yes	Yes	Yes	Yes	
• OPC UA Server	Yes	Yes	Yes	Yes	Yes	
Peripherals/Options						
Printer	Yes	Yes	Yes	Yes	Yes	
SIMATIC HMI MM memory card: Multi Media Card	Yes; Up to 128 MB	Yes; Up to 128 MB	Yes; Up to 128 MB	Yes; Up to 128 MB	Yes; Up to 128 MB	
SIMATIC HMI SD memory card: Secure Digital memory card	Yes; Up to 2 GB	Yes; Up to 2 GB	Yes; Up to 2 GB	Yes; Up to 2 GB	Yes; Up to 2 GB	
USB memory	Yes	Yes	Yes	Yes	Yes	
Network camera	Yes	Yes	Yes	Yes	Yes	
Mechanics/material						
Enclosure material (front)						
• Plastic	Yes	No	No	No	No	
• Aluminum	No	Yes	Yes	Yes	Yes	
• Stainless steel	No	No	No	No	No	
Dimensions						
Width of the housing front	152 mm	308 mm	362 mm	454 mm	483 mm	
Height of housing front	188 mm	204 mm	230 mm	289 mm	310 mm	
Mounting cutout, width	135 mm	281 mm	338 mm	434 mm	450 mm	
Mounting cutout, height	171 mm	177 mm	206 mm	269 mm	291 mm	
Overall depth	49 mm	63 mm	63 mm	65 mm	75 mm	
Weights						
Weight without packaging	0.8 kg	2.2 kg	2.7 kg	4.4 kg	4.7 kg	
Weight incl. packaging	0.9 kg	2.8 kg	3.4 kg	5.7 kg		
Article number	6AV2124-0GC01-0AX0 SIMATIC HMI TP700 Comfort	6AV2124-0JC01-0AX0 SIMATIC HMI TP900 Comfort	6AV2124-0MC01-0AX0 SIMATIC HMI TP1200 Comfort	6AV2124-0QC02-0AX1 SIMATIC HMI TP1500 Comfort	6AV2124-0UC02-0AX1 SIMATIC HMI TP1900 Comfort	6AV2124-0XC02-0AX1 SIMATIC HMI TP2200 Comfort
General information						
Product type designation	TP700 Comfort	TP900 Comfort	TP1200 Comfort	TP1500 Comfort	TP1900 Comfort	TP2200 Comfort
Display						
Design of display	TFT	TFT	TFT	TFT	TFT	TFT
Screen diagonal	7 in	9 in	12.1 in	15.4 in	18.5 in	21.5 in
Display width	152.4 mm	195 mm	261.1 mm	331.2 mm	409.8 mm	475.2 mm
Display height	91.4 mm	117 mm	163.2 mm	207 mm	230.4 mm	267.3 mm
Number of colors	16 777 216	16 777 216	16 777 216	16 777 216	16 777 216	16 777 216
Resolution (pixels)						
• Horizontal image resolution	800 Pixel	800 Pixel	1 280 Pixel	1 280 Pixel	1 366 Pixel	1 920 Pixel
• Vertical image resolution	480 Pixel	480 Pixel	800 Pixel	800 Pixel	768 Pixel	1 080 Pixel
Backlighting						
• MTBF backlighting (at 25 °C)	80 000 h	80 000 h	80 000 h	80 000 h	50 000 h	30 000 h
• Backlight dimmable	Yes; 0-100 %	Yes; 0-100 %	Yes; 0-100 %	Yes; 0-100 %	Yes; 0-100 %	Yes; 0-100 %
Control elements						
Keyboard fonts						
• Function keys						
- Number of function keys	0	0	0	0	0	0

Operator panels

Advanced HMI – Panel-based Comfort Panels

Comfort Panels Standard devices

Technical specifications (continued)

Article number	6AV2124-0GC01-0AX0 SIMATIC HMI TP700 Comfort	6AV2124-0JC01-0AX0 SIMATIC HMI TP900 Comfort	6AV2124-0MC01-0AX0 SIMATIC HMI TP1200 Comfort	6AV2124-0QC02-0AX1 SIMATIC HMI TP1500 Comfort	6AV2124-0UC02-0AX1 SIMATIC HMI TP1900 Comfort	6AV2124-0XC02-0AX1 SIMATIC HMI TP2200 Comfort
Touch operation						
• Design as touch screen	Yes	Yes	Yes	Yes	Yes	Yes
Installation type/mounting						
Mounting position	vertical	vertical	vertical	vertical	vertical	vertical
Mounting in portrait format possible	Yes	Yes	Yes	Yes	Yes	Yes
Mounting in landscape format possible	Yes	Yes	Yes	Yes	Yes	Yes
maximum permissible angle of inclination without external ventilation	35°	35°	35°	35°	35°	35°
Supply voltage						
Type of supply voltage	DC	DC	DC	DC	DC	DC
Rated value (DC)	24 V	24 V	24 V	24 V	24 V	24 V
permissible range, lower limit (DC)	19.2 V	19.2 V	19.2 V	19.2 V	19.2 V	19.2 V
permissible range, upper limit (DC)	28.8 V	28.8 V	28.8 V	28.8 V	28.8 V	28.8 V
Memory						
Flash	Yes	Yes	Yes	Yes	Yes	Yes
RAM	Yes	Yes	Yes	Yes	Yes	Yes
Memory available for user data	12 Mbyte	12 Mbyte	12 Mbyte	24 Mbyte	24 Mbyte	24 Mbyte
Type of output						
Acoustics						
• Buzzer	No	No	No	No	No	No
Time of day						
Clock						
• Hardware clock (real-time)	Yes	Yes	Yes	Yes	Yes	Yes
• Software clock	Yes	Yes	Yes	Yes	Yes	Yes
• retentive	Yes; Back-up duration typically 6 weeks					
• synchronizable	Yes	Yes	Yes	Yes	Yes	Yes
Interfaces						
Number of industrial Ethernet interfaces	1; 2 ports (switch)	1; 2 ports (switch)	1; 2 ports (switch)	2; 2 ports (switch) + independent port	2; 2 ports (switch) + independent port	2; 2 ports (switch) + independent port
Number of RS 485 interfaces	1; RS 422 / 485 combined	1; RS 422 / 485 combined	1; RS 422 / 485 combined	1; RS 422 / 485 combined	1; RS 422 / 485 combined	1; RS 422 / 485 combined
Number of RS 422 interfaces	0; together with RS 485	0; together with RS 485	0; together with RS 485	0; together with RS 485	0; together with RS 485	0; together with RS 485
Number of RS 232 interfaces	0	0	0	0	0	0
Number of USB interfaces	2; USB 2.0	2; USB 2.0	2; USB 2.0	2; USB 2.0	2; USB 2.0	2; USB 2.0
• USB Mini B	1; 5-pole	1; 5-pole	1; 5-pole			
Number of 20 mA interfaces (TTY)	0	0	0	0	0	0
Number of parallel interfaces	0	0	0	0	0	0
Number of other interfaces	0	0	0	0	0	0
Number of SD card slots	2	2	2	2	2	2
With software interfaces	No	No	No	No	No	No
Industrial Ethernet						
• Industrial Ethernet status LED	2	2	2	3	3	3
• Number of ports of the integrated switch	2	2	2	2	2	2

Technical specifications (continued)

Article number	6AV2124-0GC01-0AX0 SIMATIC HMI TP700 Comfort	6AV2124-0JC01-0AX0 SIMATIC HMI TP900 Comfort	6AV2124-0MC01-0AX0 SIMATIC HMI TP1200 Comfort	6AV2124-0QC02-0AX1 SIMATIC HMI TP1500 Comfort	6AV2124-0UC02-0AX1 SIMATIC HMI TP1900 Comfort	6AV2124-0XC02-0AX1 SIMATIC HMI TP2200 Comfort
Protocols						
PROFINET	Yes	Yes	Yes	Yes	Yes	Yes
Supports protocol for PROFINET IO IRT	Yes	Yes	Yes	Yes	Yes	Yes
PROFIBUS	Yes; As of WinCC V12	Yes; As of WinCC V12	Yes; As of WinCC V12	Yes	Yes	Yes
MPI	Yes	Yes	Yes	Yes	Yes	Yes
Redundancy mode						
Media redundancy						
- MRP	Yes; As of WinCC V12	Yes; As of WinCC V12	Yes; As of WinCC V12	Yes	Yes	Yes
Standards, approvals, certificates						
CE mark	Yes	Yes	Yes	Yes	Yes	Yes
cULus	Yes	Yes	Yes	Yes	Yes	Yes
RCM (formerly C-TICK)	Yes	Yes	Yes	Yes	Yes	Yes
KC approval	Yes	Yes	Yes	Yes	Yes	Yes
EAC (formerly Gost-R)				Yes	Yes	Yes
Use in hazardous areas						
• ATEX Zone 2	Yes	Yes	Yes	No	No	No
• ATEX Zone 22	Yes	Yes	Yes	No	No	No
• IECEx Zone 2	Yes	Yes	Yes	No	No	No
• IECEx Zone 22	Yes	Yes	Yes	No	No	No
• cULus Class I Zone 1	No	No	No	No	No	No
• cULus Class I Zone 2, Division 2	Yes	Yes	Yes	Yes; For inscription on device rating plate	Yes; For inscription on device rating plate	Yes; For inscription on device rating plate
• cULus Class II Division 2				No; Available soon	No; Available soon	No; Available soon
• FM Class I Division 2	Yes	Yes	Yes	Yes; For inscription on device rating plate	Yes; For inscription on device rating plate	Yes; For inscription on device rating plate
• FM Class II Division 2				No; Available soon	No; Available soon	No; Available soon
Marine approval						
• Germanischer Lloyd (GL)	Yes	Yes	Yes; As of product version: 10	No	No	No
• American Bureau of Shipping (ABS)	Yes	Yes	Yes; As of product version: 10	No	No	No
• Bureau Veritas (BV)	Yes	Yes	Yes; As of product version: 10	No	No	No
• Det Norske Veritas (DNV)	Yes	Yes	Yes; As of product version: 10	No	No	No
• Korean Register of Shipping (KRS)				No	No	No
• Lloyds Register of Shipping (LRS)	Yes	Yes	Yes; As of product version: 10	No	No	No
• Nippon Kaiji Kyokai (Class NK)	Yes	Yes	Yes; As of product version: 10	No	No	No
• Polski Rejestr Statkow (PRS)	No	No	No	No	No	No
• Chinese Classification Society (CCS)				No	No	No

Operator panels

Advanced HMI – Panel-based Comfort Panels

Comfort Panels Standard devices

Technical specifications (continued)

Article number	6AV2124-0GC01-0AX0 SIMATIC HMI TP700 Comfort	6AV2124-0JC01-0AX0 SIMATIC HMI TP900 Comfort	6AV2124-0MC01-0AX0 SIMATIC HMI TP1200 Comfort	6AV2124-0QC02-0AX1 SIMATIC HMI TP1500 Comfort	6AV2124-0UC02-0AX1 SIMATIC HMI TP1900 Comfort	6AV2124-0XC02-0AX1 SIMATIC HMI TP2200 Comfort
Ambient conditions						
Suited for indoor use				Yes	Yes	Yes
Suited for outdoor use				No	No	No
Ambient temperature during operation						
• Operation (vertical installation)						
- For vertical installation, min.	0 °C	0 °C	0 °C	0 °C	0 °C	0 °C
- For vertical installation, max.	50 °C; (55 °C, see entry ID: 64847814)	50 °C; (55 °C, see entry ID: 64847814)	50 °C; (55 °C, see entry ID: 64847814)	50 °C; (55 °C, see entry ID: 64847814)	45 °C	45 °C
Relative humidity						
• Operation, max.	90 %; no condensation	90 %; no condensation	90 %; no condensation	90 %; no condensation	90 %; no condensation	90 %; no condensation
Configuration						
Configuration software						
• WinCC Comfort (TIA Portal)	Yes; from V11	Yes; from V11	Yes; from V11	Yes; V14 SP1 HSP and higher	Yes; V14 SP1 HSP and higher	Yes; V14 SP1 HSP and higher
Languages						
Online languages						
• Number of online/runtime languages	32	32	32	32	32	32
Project languages						
• Languages per project	32	32	32	32	32	32
Functionality under WinCC (TIA Portal)						
Libraries	Yes	Yes	Yes	Yes	Yes	Yes
Applications/options						
• Web browser	Yes	Yes	Yes	Yes	Yes	Yes
• Pocket Word	Yes	Yes	Yes	Yes	Yes	Yes
• Pocket Excel	Yes	Yes	Yes	Yes	Yes	Yes
• PDF Viewer	Yes	Yes	Yes	Yes	Yes	Yes
• Media Player	Yes	Yes	Yes	Yes	Yes	Yes
• SIMATIC WinCC Sm@rtServer	Yes	Yes	Yes	Yes	Yes	Yes
• SIMATIC WinCC Audit	Yes	Yes	Yes	Yes	Yes	Yes
Number of Visual Basic Scripts	Yes	Yes	Yes	Yes	Yes	Yes
Task planner						
• time-controlled	Yes	Yes	Yes	Yes	Yes	Yes
• task-controlled	Yes	Yes	Yes	Yes	Yes	Yes
Help system						
• Number of characters per info text	70	70	70	320	320	320
Message system						
• Bit messages						
- Number of bit messages	4 000	4 000	4 000	6 000	6 000	6 000
• Analog messages						
- Number of analog messages	200	200	200	200	200	200
• Message buffer						
- Number of entries	1 024	1 024	1 024	1 024	1 024	1 024
- Circulating buffer	Yes	Yes	Yes	Yes	Yes	Yes
- retentive	Yes	Yes	Yes	Yes	Yes	Yes
- maintenance-free	Yes	Yes	Yes	Yes	Yes	Yes
Recipe management						
• Number of recipes	300	300	300	500	500	500
• Data records per recipe	500	500	500	1 000	1 000	1 000
• Entries per data record	1 000	1 000	1 000	2 000	2 000	2 000
• Size of internal recipe memory	2 Mbyte	2 Mbyte	2 Mbyte	4 Mbyte	4 Mbyte	4 Mbyte
• Recipe memory expandable	Yes	Yes	Yes	Yes	Yes	Yes
Variables						
• Number of variables per device	2 048	2 048	2 048	4 096	4 096	4 096
• Number of variables per screen	400	400	400	400	400	400
• Limit values	Yes	Yes	Yes	Yes	Yes	Yes
• Multiplexing	Yes	Yes	Yes	Yes	Yes	Yes
• Structures	Yes	Yes	Yes	Yes	Yes	Yes
• Arrays	Yes	Yes	Yes	Yes	Yes	Yes
Images						
• Number of configurable images	500	500	500	750	750	750
Archiving						
• Number of archives per device	50	50	50	50	50	50

Technical specifications (continued)

Article number	6AV2124-0GC01-0AX0 SIMATIC HMI TP700 Comfort	6AV2124-0JC01-0AX0 SIMATIC HMI TP900 Comfort	6AV2124-0MC01-0AX0 SIMATIC HMI TP1200 Comfort	6AV2124-0QC02-0AX1 SIMATIC HMI TP1500 Comfort	6AV2124-0UC02-0AX1 SIMATIC HMI TP1900 Comfort	6AV2124-0XC02-0AX1 SIMATIC HMI TP2200 Comfort
Security						
• Number of user groups	50	50	50	50	50	50
• Number of user rights	32	32	32	32	32	32
• Number of users	50	50	50	50	50	50
• Password export/import	Yes	Yes	Yes	Yes	Yes	Yes
• SIMATIC Logon	Yes	Yes	Yes	Yes	Yes	Yes
Logging through printer						
• Alarms	Yes	Yes	Yes	Yes	Yes	Yes
• Report (shift log)	Yes	Yes	Yes	Yes	Yes	Yes
• Hardcopy	Yes	Yes	Yes	Yes	Yes	Yes
• Electronic print to file	Yes; PDF, HTML	Yes; PDF, HTML	Yes; PDF, HTML	Yes; PDF, HTML	Yes; PDF, HTML	Yes; PDF, HTML
Transfer (upload/download)						
• MPI/PROFIBUS DP	Yes	Yes	Yes	Yes	Yes	Yes
• Ethernet	Yes	Yes	Yes	Yes	Yes	Yes
Process coupling						
• S7-1200	Yes	Yes	Yes	Yes	Yes	Yes
• S7-1500	Yes	Yes	Yes	Yes	Yes	Yes
• S7-200	Yes	Yes	Yes	Yes	Yes	Yes
• S7-300/400	Yes	Yes	Yes	Yes	Yes	Yes
• LOGO!	Yes	Yes	Yes	Yes	Yes	Yes
• WinAC	Yes	Yes	Yes	Yes	Yes	Yes
• SIMOTION	Yes	Yes	Yes	Yes	Yes	Yes
• Allen Bradley (EtherNet/IP)	Yes	Yes	Yes	Yes	Yes	Yes
• Allen Bradley (DF1)	Yes	Yes	Yes	Yes	Yes	Yes
• Mitsubishi (MC TCP/IP)	Yes	Yes	Yes	Yes	Yes	Yes
• Mitsubishi (FX)	Yes	Yes	Yes	Yes	Yes	Yes
• OMRON (FINS TCP)	No	No	No	No	No	No
• OMRON (LINK/Multilink)	Yes	Yes	Yes	Yes	Yes	Yes
• Modicon (Modbus TCP/IP)	Yes	Yes	Yes	Yes	Yes	Yes
• Modicon (Modbus)	Yes	Yes	Yes	Yes	Yes	Yes
• OPC UA Client	Yes	Yes	Yes	Yes	Yes	Yes
• OPC UA Server	Yes	Yes	Yes	Yes	Yes	Yes
Peripherals/Options						
Printer	Yes	Yes	Yes	Yes	Yes	Yes
SIMATIC HMI MM memory card: Multi Media Card	Yes; Up to 128 MB	Yes; Up to 128 MB	Yes; Up to 128 MB	Yes; Up to 128 MB	Yes; Up to 128 MB	Yes; Up to 128 MB
SIMATIC HMI SD memory card: Secure Digital memory card	Yes; Up to 2 GB	Yes; Up to 2 GB	Yes; Up to 2 GB	Yes; Up to 2 GB	Yes; Up to 2 GB	Yes; Up to 2 GB
USB memory	Yes	Yes	Yes	Yes	Yes	Yes
Network camera	Yes	Yes	Yes	Yes	Yes	Yes
Mechanics/material						
Enclosure material (front)						
• Plastic	No	No	No	No	No	No
• Aluminum	Yes	Yes	Yes	Yes	Yes	Yes
• Stainless steel	No	No	No	No	No	No
Dimensions						
Width of the housing front	214 mm	274 mm	330 mm	415 mm	483 mm	560 mm
Height of housing front	158 mm	190 mm	241 mm	310 mm	337 mm	380 mm
Mounting cutout, width	197 mm	251 mm	310 mm	396 mm	465 mm	542 mm
Mounting cutout, height	141 mm	166 mm	221 mm	291 mm	319 mm	362 mm
Overall depth	63 mm	63 mm	65 mm	75 mm	75 mm	75 mm
Weights						
Weight without packaging	1.4 kg	1.9 kg	2.8 kg	4.4 kg	5.6 kg	6.7 kg
Weight incl. packaging	1.6 kg	2.6 kg	3.5 kg			

Operator panels

Advanced HMI – Panel-based
Comfort Panels

Comfort Panels Standard devices

Ordering data	Article No.
<i>SIMATIC HMI Comfort Panels</i>	
<i>Key and touch devices</i>	
SIMATIC HMI KTP400 Comfort Key/touch-screen operation; 4" widescreen display	6AV2124-2DC01-0AX0
<i>Touch devices</i>	
SIMATIC HMI TP700 Comfort Touch-screen operation; 7" widescreen display	6AV2124-0GC01-0AX0
SIMATIC HMI TP900 Comfort Touch-screen operation; 9" widescreen display	6AV2124-0JC01-0AX0
SIMATIC HMI TP1200 Comfort Touch-screen operation; 12" widescreen display	6AV2124-0MC01-0AX0
SIMATIC HMI TP1500 Comfort Touch-screen operation; 15" widescreen display	6AV2124-0QC02-0AX1
SIMATIC HMI TP1900 Comfort Touch-screen operation; 19" widescreen display	6AV2124-0UC02-0AX1
SIMATIC HMI TP2200 Comfort Touch-screen operation; 22" widescreen display	6AV2124-0XC02-0AX1
<i>Key devices</i>	
SIMATIC HMI KP400 Comfort Key operation; 4" widescreen display	6AV2124-1DC01-0AX0
SIMATIC HMI KP700 Comfort Key operation; 7" widescreen display	6AV2124-1GC01-0AX0
SIMATIC HMI KP900 Comfort Key operation; 9" widescreen display	6AV2124-1JC01-0AX0
SIMATIC HMI KP1200 Comfort Key operation; 12" widescreen display	6AV2124-1MC01-0AX0
SIMATIC HMI KP1500 Comfort Key operation; 15" widescreen display	6AV2124-1QC02-0AX1
<i>Accessories</i>	See "Operator Control and Monitoring Systems SIMATIC HMI" -> "Accessories"

More information

More information is available on the Internet at:

<http://www.siemens.com/comfort-panels>

You can find an overview of approved printers, supply sources and printer settings on the Internet at:

<http://support.industry.siemens.com/cs/ww/en/view/11376409>

Certain SIMATIC HMI Comfort Panels allow the application of a customer name or logo, or selection of the membrane color in accordance with the customer's corporate design. This is also possible for small quantities.

More information is available at:

<http://www.siemens.com/express-hmi-tool>

Overview



- Excellent HMI functionality for demanding applications
 - Widescreen TFT displays with 4", 7", 9", 12", 15", 19" and 22" diagonals (all 16 million colors) with up to 40% more visualization area as compared to the predecessor devices
 - Integrated high-end functionality with archives, scripts, PDF/Word/Excel viewer, Internet Explorer, Media Player
 - Dimmable displays from 0 to 100% via PROFEnergy, via the HMI project or via a controller
 - Modern industrial design, cast aluminum fronts for 7" upwards
 - Upright installation for all touch devices
 - Optimal selection option: seven touch and five key versions are available
 - Data security in the event of a power failure for the device and for the SIMATIC HMI memory card
 - Innovative service and commissioning concept through second SD card (automatic backup)
- Easy project transfer via standard cable (standard Ethernet cable, standard USB cable)
 - Maximum performance with short screen refresh times
 - Suitable for extremely harsh industrial environments thanks to extended approvals such as ATEX 2/22
 - Wide range of communication options: PROFIBUS and PROFINET onboard; 2x PROFINET with integrated switch for 7" models or larger; plus 1 additional PROFINET with Gigabit support for 15" models or larger
 - All variants can be used as an OPC UA client or as an OPC DA server
 - Key-operated devices with LED in every function key and new text input mechanism, similar to the keypads of mobile phones
 - Key-operated devices with stamped keys for optimum tactile feedback
 - All keys have a service life of 2 million operations
 - Configuring with the WinCC engineering software of the TIA Portal

Note:

SIPLUS extreme products are based on SIMATIC standard products. The contents listed here were taken from the respective standard products.

SIPLUS extreme-specific information was added.

Operator panels

Advanced HMI – Panel-based

Comfort Panels

SIPLUS Comfort Panels Standard

Technical specifications

Article number	6AG1124-2DC01-4AX0 SIPLUS HMI KTP400 COMFORT	6AG1124-0GC01-4AX0 SIPLUS HMI TP700 COMFORT	6AG1124-0JC01-4AX0 SIPLUS HMI TP900 COMFORT	6AG1124-0MC01-4AX0 SIPLUS HMI TP1200 COMFORT
General information				
Product type designation	KTP400 Comfort	TP700 Comfort	TP900 Comfort	TP1200 Comfort
Ambient conditions				
Suited for indoor use	Yes	Yes	Yes	Yes
Suited for outdoor use	No	No	No	No
Ambient temperature during operation				
• Operation (vertical installation)				
- For vertical installation, min.	0 °C; = Tmin	0 °C; = Tmin	0 °C; = Tmin	0 °C; = Tmin
- For vertical installation, max.	50 °C; = Tmax	50 °C; = Tmax	50 °C; = Tmax	50 °C; = Tmax
Altitude during operation relating to sea level				
• Installation altitude above sea level, max.	5 000 m	5 000 m	5 000 m	5 000 m
• Ambient air temperature-barometric pressure-altitude	Tmin ... Tmax at 1 140 hPa ... 795 hPa (-1 000 m ... +2 000 m) // Tmin ... (Tmax - 10 K) at 795 hPa ... 658 hPa (+2 000 m ... +3 500 m) // Tmin ... (Tmax -20 K) at 658 hPa ... 540 hPa (+3 500 m ... +5 000 m)	Tmin ... Tmax at 1 140 hPa ... 795 hPa (-1 000 m ... +2 000 m) // Tmin ... (Tmax - 10 K) at 795 hPa ... 658 hPa (+2 000 m ... +3 500 m) // Tmin ... (Tmax -20 K) at 658 hPa ... 540 hPa (+3 500 m ... +5 000 m)	Tmin ... Tmax at 1 140 hPa ... 795 hPa (-1 000 m ... +2 000 m) // Tmin ... (Tmax - 10 K) at 795 hPa ... 658 hPa (+2 000 m ... +3 500 m) // Tmin ... (Tmax -20 K) at 658 hPa ... 540 hPa (+3 500 m ... +5 000 m)	Tmin ... Tmax at 1 140 hPa ... 795 hPa (-1 000 m ... +2 000 m) // Tmin ... (Tmax - 10 K) at 795 hPa ... 658 hPa (+2 000 m ... +3 500 m) // Tmin ... (Tmax -20 K) at 658 hPa ... 540 hPa (+3 500 m ... +5 000 m)
Relative humidity				
• With condensation, tested in accordance with IEC 60068-2-38, max.	100 %; RH incl. condensation/frost (no commissioning under condensation conditions)			
Resistance				
Coolants and lubricants				
- Resistant to commercially available coolants and lubricants	Yes; Incl. diesel and oil droplets in the air	Yes; Incl. diesel and oil droplets in the air	Yes; Incl. diesel and oil droplets in the air	Yes; Incl. diesel and oil droplets in the air
Use in stationary industrial systems				
- to biologically active substances according to EN 60721-3-3	Yes; Class 3B2 mold, fungus and dry rot spores (with the exception of fauna); Class 3B3 on request			
- to chemically active substances according to EN 60721-3-3	Yes; Class 3C4 (RH < 75 %) incl. salt spray acc. to EN 60068-2-52 (severity degree 3); *			
- to mechanically active substances according to EN 60721-3-3	Yes; Class 3S4 incl. sand, dust, *	Yes; Class 3S4 incl. sand, dust, *	Yes; Class 3S4 incl. sand, dust, *	Yes; Class 3S4 incl. sand, dust, *
Use on ships/at sea				
- to biologically active substances according to EN 60721-3-6	Yes; Class 6B2 mold and fungal spores (excluding fauna); Class 6B3 on request			
- to chemically active substances according to EN 60721-3-6	Yes; Class 6C3 (RH < 75 %) incl. salt spray acc. to EN 60068-2-52 (severity degree 3); *			
- to mechanically active substances according to EN 60721-3-6	Yes; Class 6S3 incl. sand, dust; *	Yes; Class 6S3 incl. sand, dust; *	Yes; Class 6S3 incl. sand, dust; *	Yes; Class 6S3 incl. sand, dust; *
Usage in industrial process technology				
- Against chemically active substances acc. to EN 60654-4	Yes; Class 3 (excluding trichlorethylene)			
- Environmental conditions for process, measuring and control systems acc. to ANSI/ISA-71.04	Yes; Level GX group A/B (excluding trichlorethylene; harmful gas concentrations up to the limits of EN 60721-3-3 class 3C4 permissible); level LC3 (salt spray) and level LB3 (oil)			
Remark				
- Note regarding classification of environmental conditions acc. to EN 60721, EN 60654-4 and ANSI/ISA-71.04	* The supplied plug covers must remain in place over the unused interfaces during operation!			
Conformal coating				
• Coatings for printed circuit board assemblies acc. to EN 61086	Yes	Yes	Yes	Yes
• Protection against fouling acc. to EN 60664-3	Yes; Type 1 protection	Yes; Type 1 protection	Yes; Type 1 protection	Yes; Type 1 protection
• Military testing according to MIL-I-46058C, Amendment 7	Yes; Discoloration of coating possible during service life			
• Qualification and Performance of Electrical Insulating Compound for Printed Board Assemblies according to IPC-CC-830A	Yes; Conformal coating, Class A	Yes; Conformal coating, Class A	Yes; Conformal coating, Class A	Yes; Conformal coating, Class A

Technical specifications (continued)

Article number	6AG1124-1DC01-4AX0 SIPLUS HMI KP400 COMFORT	6AG1124-1GC01-4AX0 SIPLUS HMI KP700 COMFORT	6AG1124-1JC01-4AX0 SIPLUS HMI KP900 COMFORT	6AG1124-1MC01-4AX0 SIPLUS HMI KP1200 COMFORT	6AG1124-1QC02-4AX1 SIPLUS HMI KP1500 Comfort
General information					
Product type designation	KP400 Comfort	KP700 Comfort	KP900 Comfort	KP1200 Comfort	KP1500 Comfort
Ambient conditions					
Suited for indoor use	Yes	Yes	Yes	Yes	Yes
Suited for outdoor use	No	No	No	No	No
Ambient temperature during operation					
• Operation (vertical installation)					
- For vertical installation, min.	0 °C; = Tmin	0 °C; = Tmin	0 °C; = Tmin	0 °C; = Tmin	0 °C
- For vertical installation, max.	50 °C; = Tmax	50 °C; = Tmax	50 °C; = Tmax	50 °C; = Tmax	50 °C; (55 °C, see entry ID: 64847814)
Altitude during operation relating to sea level					
• Installation altitude above sea level, max.	5 000 m	5 000 m	5 000 m	5 000 m	5 000 m
• Ambient air temperature-barometric pressure-altitude	Tmin ... Tmax at 1 140 hPa ... 795 hPa (-1 000 m ... +2 000 m) // Tmin ... (Tmax - 10 K) at 795 hPa ... 658 hPa (+2 000 m ... +3 500 m) // Tmin ... (Tmax -20 K) at 658 hPa ... 540 hPa (+3 500 m ... +5 000 m)				
Relative humidity					
• With condensation, tested in accordance with IEC 60068-2-38, max.	100 %; RH incl. condensation/frost (no commissioning under condensation conditions)				
Resistance					
Coolants and lubricants					
- Resistant to commercially available coolants and lubricants	Yes; Incl. diesel and oil droplets in the air	Yes; Incl. diesel and oil droplets in the air	Yes; Incl. diesel and oil droplets in the air	Yes; Incl. diesel and oil droplets in the air	Yes; Incl. diesel and oil droplets in the air
Use in stationary industrial systems					
- to biologically active substances according to EN 60721-3-3	Yes; Class 3B2 mold, fungus and dry rot spores (with the exception of fauna); Class 3B3 on request				
- to chemically active substances according to EN 60721-3-3	Yes; Class 3C4 (RH < 75 %) incl. salt spray acc. to EN 60068-2-52 (severity degree 3); *				
- to mechanically active substances according to EN 60721-3-3	Yes; Class 3S4 incl. sand, dust, *				
Use on ships/at sea					
- to biologically active substances according to EN 60721-3-6	Yes; Class 6B2 mold and fungal spores (excluding fauna); Class 6B3 on request				
- to chemically active substances according to EN 60721-3-6	Yes; Class 6C3 (RH < 75 %) incl. salt spray acc. to EN 60068-2-52 (severity degree 3); *				
- to mechanically active substances according to EN 60721-3-6	Yes; Class 6S3 incl. sand, dust; *	Yes; Class 6S3 incl. sand, dust; *	Yes; Class 6S3 incl. sand, dust; *	Yes; Class 6S3 incl. sand, dust; *	Yes; Class 6S3 incl. sand, dust; *
Usage in industrial process technology					
- Against chemically active substances acc. to EN 60654-4	Yes; Class 3 (excluding trichlorethylene)				
- Environmental conditions for process, measuring and control systems acc. to ANSI/ISA-71.04	Yes; Level GX group A/B (excluding trichlorethylene; harmful gas concentrations up to the limits of EN 60721-3-3 class 3C4 permissible); level LC3 (salt spray) and level LB3 (oil)				
Remark					
- Note regarding classification of environmental conditions acc. to EN 60721, EN 60654-4 and ANSI/ISA-71.04	* The supplied plug covers must remain in place over the unused interfaces during operation!				
Conformal coating					
• Coatings for printed circuit board assemblies acc. to EN 61086	Yes	Yes	Yes	Yes	Yes
• Protection against fouling acc. to EN 60664-3	Yes; Type 1 protection	Yes; Type 1 protection	Yes; Type 1 protection	Yes; Type 1 protection	Yes; Type 1 protection
• Military testing according to MIL-I-46058C, Amendment 7	Yes; Discoloration of coating possible during service life				
• Qualification and Performance of Electrical Insulating Compound for Printed Board Assemblies according to IPC-CC-830A	Yes; Conformal coating, Class A	Yes; Conformal coating, Class A	Yes; Conformal coating, Class A	Yes; Conformal coating, Class A	Yes; Conformal coating, Class A

Operator panels

Advanced HMI – Panel-based Comfort Panels

SIPLUS Comfort Panels Standard

Technical specifications (continued)

Article number	6AG1124-0QC02-4AX1 SIPLUS HMI TP1500 Comfort	6AG1124-0UC02-4AX1 SIPLUS HMI TP1900 Comfort	6AG1124-0XC02-4AX1 SIPLUS HMI TP2200 Comfort
General information			
Product type designation	TP1500 Comfort	TP1900 Comfort	TP2200 Comfort
Ambient conditions			
Suited for indoor use	Yes	Yes	Yes
Suited for outdoor use	No	No	No
Ambient temperature during operation			
• Operation (vertical installation)			
- For vertical installation, min.	0 °C	0 °C; = Tmin	0 °C; = Tmin
- For vertical installation, max.	50 °C; (55 °C, see entry ID: 64847814)	45 °C; = Tmax	45 °C; = Tmax
Altitude during operation relating to sea level			
• Installation altitude above sea level, max.	5 000 m	5 000 m	5 000 m
• Ambient air temperature-barometric pressure-altitude	Tmin ... Tmax at 1 140 hPa ... 795 hPa (-1 000 m ... +2 000 m) // Tmin ... (Tmax - 10 K) at 795 hPa ... 658 hPa (+2 000 m ... +3 500 m) // Tmin ... (Tmax -20 K) at 658 hPa ... 540 hPa (+3 500 m ... +5 000 m)	Tmin ... Tmax at 1 140 hPa ... 795 hPa (-1 000 m ... +2 000 m) // Tmin ... (Tmax - 10 K) at 795 hPa ... 658 hPa (+2 000 m ... +3 500 m) // Tmin ... (Tmax -20 K) at 658 hPa ... 540 hPa (+3 500 m ... +5 000 m)	Tmin ... Tmax at 1 140 hPa ... 795 hPa (-1 000 m ... +2 000 m) // Tmin ... (Tmax - 10 K) at 795 hPa ... 658 hPa (+2 000 m ... +3 500 m) // Tmin ... (Tmax -20 K) at 658 hPa ... 540 hPa (+3 500 m ... +5 000 m)
Relative humidity			
• With condensation, tested in accordance with IEC 60068-2-38, max.	100 %; RH incl. condensation/frost (no commissioning under condensation conditions)	100 %; RH incl. condensation/frost (no commissioning under condensation conditions)	100 %; RH incl. condensation/frost (no commissioning under condensation conditions)
Resistance			
Coolants and lubricants			
- Resistant to commercially available coolants and lubricants	Yes; Incl. diesel and oil droplets in the air	Yes; Incl. diesel and oil droplets in the air	Yes; Incl. diesel and oil droplets in the air
Use in stationary industrial systems			
- to biologically active substances according to EN 60721-3-3	Yes; Class 3B2 mold, fungus and dry rot spores (with the exception of fauna); Class 3B3 on request		
- to chemically active substances according to EN 60721-3-3	Yes; Class 3C4 (RH < 75 %) incl. salt spray acc. to EN 60068-2-52 (severity degree 3); *		
- to mechanically active substances according to EN 60721-3-3	Yes; Class 3S4 incl. sand, dust, *	Yes; Class 3S4 incl. sand, dust, *	Yes; Class 3S4 incl. sand, dust, *
Use on ships/at sea			
- to biologically active substances according to EN 60721-3-6	Yes; Class 6B2 mold and fungal spores (excluding fauna); Class 6B3 on request		
- to chemically active substances according to EN 60721-3-6	Yes; Class 6C3 (RH < 75 %) incl. salt spray acc. to EN 60068-2-52 (severity degree 3); *		
- to mechanically active substances according to EN 60721-3-6	Yes; Class 6S3 incl. sand, dust; *	Yes; Class 6S3 incl. sand, dust; *	Yes; Class 6S3 incl. sand, dust; *
Usage in industrial process technology			
- Against chemically active substances acc. to EN 60654-4	Yes; Class 3 (excluding trichlorethylene)		
- Environmental conditions for process, measuring and control systems acc. to ANSI/ISA-71.04	Yes; Level GX group A/B (excluding trichlorethylene; harmful gas concentrations up to the limits of EN 60721-3-3 class 3C4 permissible); level LC3 (salt spray) and level LB3 (oil)		
Remark			
- Note regarding classification of environmental conditions acc. to EN 60721, EN 60654-4 and ANSI/ISA-71.04	* The supplied plug covers must remain in place over the unused interfaces during operation!		
Conformal coating			
• Coatings for printed circuit board assemblies acc. to EN 61086	Yes	Yes	Yes
• Protection against fouling acc. to EN 60664-3	Yes; Type 1 protection	Yes; Type 1 protection	Yes; Type 1 protection
• Military testing according to MIL-I-46058C, Amendment 7	Yes; Discoloration of coating possible during service life	Yes; Discoloration of coating possible during service life	Yes; Discoloration of coating possible during service life
• Qualification and Performance of Electrical Insulating Compound for Printed Board Assemblies according to IPC-CC-830A	Yes; Conformal coating, Class A	Yes; Conformal coating, Class A	Yes; Conformal coating, Class A

Ordering data	Article No.
<i>SIPLUS HMI Comfort Panels, Keys and Touch</i>	
SIPLUS HMI KTP400 Comfort	6AG1124-2DC01-4AX0
<i>SIPLUS HMI Comfort Panels, Touch</i>	
SIPLUS HMI TP700 Comfort	6AG1124-0GC01-4AX0
SIPLUS HMI TP900 Comfort	6AG1124-0JC01-4AX0
SIPLUS HMI TP1200 Comfort	6AG1124-0MC01-4AX0
SIPLUS HMI TP1500 Comfort	6AG1124-0QC02-4AX1
SIPLUS HMI TP1900 Comfort	6AG1124-0UC02-4AX1
SIPLUS HMI TP2200 Comfort	6AG1124-0XC02-4AX1
<i>SIPLUS HMI Comfort Panels, Keys</i>	
SIPLUS HMI KP400 Comfort	6AG1124-1DC01-4AX0
SIPLUS HMI KP700 Comfort	6AG1124-1GC01-4AX0
SIPLUS HMI KP900 Comfort	6AG1124-1JC01-4AX0
SIPLUS HMI KP1200 Comfort	6AG1124-1MC01-4AX0
SIPLUS HMI KP1500 Comfort	6AG1124-1QC02-4AX1
<i>Accessories</i>	See HMI accessories

More information

More information is available on the Internet at:

<http://www.siemens.com/comfort-panels>

You can find an overview of approved printers, supply sources and printer settings on the Internet at:

<http://support.industry.siemens.com/cs/ww/en/view/11376409>

Certain SIMATIC HMI Comfort Panels allow the application of a customer name or logo, or selection of the membrane color in accordance with the customer's corporate design. This is also possible for small quantities.

More information is available at:

<http://www.siemens.com/express-hmi-tool>

Operator panels

Advanced HMI – Panel-based
Comfort Panels

SIMATIC HMI Comfort Panels Outdoor

Overview



- For outdoor operation without additional measures
- 7" and 15" daylight-readable display, widescreen
- Automatic, central or manual dimming of the backlight, with integrated sensor
- Panel front 100% UV protected
- Front resistant to salt mist
- Front IP66 and Nema4 x (indoor/outdoor)
- Numerous explosion protection and shipbuilding certifications
- Extended operating temperature range: from -30 °C to +60 °C at 3 000 m installation altitude
- TIA Portal central engineering tool (WinCC V13 SP1&HSP or higher)
- Comfort Panel functionality and performance

Notice:

The 7" Comfort Panel Outdoor corresponds to a 7" Comfort Panel Standard, the 15" Comfort Panel Outdoor corresponds to a 12" Comfort Panel Standard in respect of performance, functionality and quantity structure.

<http://www.siemens.com/comfort-panels-outdoor>

SIMATIC HMI Comfort Panels Outdoor

Special HMI Panels have been developed which are designed to withstand outdoor environments.

It's not only extreme temperatures which call for robust hardware. Direct sunlight, too, must not be allowed to impair display readability and the panel front must be protected from UV radiation. The specially-bonded outdoor fronts and the rugged hardware of the Outdoor Panels make the SIMATIC HMI Comfort Panels Outdoor a reliable partner in this environment.

Technical specifications

Article number	6AV2124-0GC13-0AX0 SIMATIC HMI TP700 Comfort Outdoor	6AV2124-0QC13-0AX0 SIMATIC HMI TP1500 Comfort Outdoor
General information		
Product type designation	TP700 Comfort Outdoor	TP1500 Comfort Outdoor
Display		
Design of display	TFT, bonded, daylight-readable	TFT, bonded, daylight-readable
Screen diagonal	7 in	15.4 in
Display width	152.4 mm	331.2 mm
Display height	91.4 mm	207 mm
Number of colors	16 777 216	16 777 216
Resolution (pixels)		
• Horizontal image resolution	800 Pixel	1 280 Pixel
• Vertical image resolution	480 Pixel	800 Pixel
Backlighting		
• MTBF backlighting (at 25 °C)	50 000 h	50 000 h
• Backlight dimmable	Yes; LED, can be dimmed manually or automatically	Yes; LED, can be dimmed manually or automatically
Control elements		
Keyboard fonts		
• Function keys		
- Number of function keys	0	0
Touch operation		
• Design as touch screen	Yes; analog, resistive	Yes; analog, resistive
Installation type/mounting		
Mounting position	vertical	vertical
Mounting in portrait format possible	Yes	Yes
Mounting in landscape format possible	Yes	Yes
maximum permissible angle of inclination without external ventilation	35°	35°

Technical specifications (continued)

Article number	6AV2124-0GC13-0AX0 SIMATIC HMI TP700 Comfort Outdoor	6AV2124-0GC13-0AX0 SIMATIC HMI TP1500 Comfort Outdoor
Supply voltage		
Type of supply voltage	DC	DC
Rated value (DC)	24 V	24 V
permissible range, lower limit (DC)	19.2 V	19.2 V
permissible range, upper limit (DC)	28.8 V	28.8 V
Memory		
Flash	Yes	Yes
RAM	Yes	Yes
Memory available for user data	12 Mbyte	12 Mbyte
Type of output		
Acoustics		
• Speaker	Yes	Yes
Time of day		
Clock		
• Hardware clock (real-time)	Yes	Yes
• Software clock	No	No
• retentive	Yes; Back-up duration typically 6 weeks	Yes; Back-up duration typically 6 weeks
• synchronizable	Yes	Yes
Interfaces		
Number of industrial Ethernet interfaces	2	2
Number of RS 485 interfaces	1; RS 422 / 485 combined	1; RS 422 / 485 combined
Number of USB interfaces	2; USB 2.0	2; USB 2.0
• USB Mini B	1; 5-pole	1; 5-pole
Number of SD card slots	2	2
Industrial Ethernet		
• Industrial Ethernet status LED	2	2
• Number of ports of the integrated switch	2	2
Protocols		
PROFINET	Yes	Yes
Supports protocol for PROFINET IO	Yes	Yes
IRT	Yes; WinCC V13 SP1 HSP or higher	Yes; WinCC V13 SP1 HSP or higher
PROFIBUS	Yes	Yes
MPI	Yes	Yes
Redundancy mode		
Media redundancy		
- MRP	Yes; WinCC V13 SP1 HSP or higher	Yes; WinCC V13 SP1 HSP or higher
Degree and class of protection		
IP (at the front)	IP66	IP66
IP (rear)	IP20	IP20
NEMA (front)		
• Enclosure Type 4 at the front	Yes	Yes
Standards, approvals, certificates		
CE mark	Yes	Yes
cULus	Yes	Yes
RCM (formerly C-TICK)	Yes	Yes
KC approval	Yes	Yes
Use in hazardous areas		
• ATEX Zone 2	Yes; For inscription on device rating plate	Yes; For inscription on device rating plate
• ATEX Zone 22	Yes; For inscription on device rating plate	Yes; For inscription on device rating plate
• IECEx Zone 2	Yes; For inscription on device rating plate	Yes; For inscription on device rating plate
• IECEx Zone 22	Yes; For inscription on device rating plate	Yes; For inscription on device rating plate
• cULus Class I Zone 1	No	No
• cULus Class I Zone 2, Division 2	Yes; For inscription on device rating plate	Yes; For inscription on device rating plate
• FM Class I Division 2	Yes; For inscription on device rating plate	Yes; For inscription on device rating plate

Operator panels

Advanced HMI – Panel-based
Comfort Panels

SIMATIC HMI Comfort Panels Outdoor

Technical specifications (continued)

Article number	6AV2124-0GC13-0AX0 SIMATIC HMI TP700 Comfort Outdoor	6AV2124-0GC13-0AX0 SIMATIC HMI TP1500 Comfort Outdoor
Marine approval		
• Germanischer Lloyd (GL)	Yes	Yes
• American Bureau of Shipping (ABS)	Yes	Yes
• Bureau Veritas (BV)	Yes; Available soon	Yes; Available soon
• Det Norske Veritas (DNV)	Yes	Yes
• Korean Register of Shipping (KRS)	No; Available soon	No; Available soon
• Lloyds Register of Shipping (LRS)	Yes	Yes
• Nippon Kaiji Kyokai (Class NK)	Yes; Available soon	Yes; Available soon
• Polski Rejestr Statkow (PRS)	No	No
• Chinese Classification Society (CCS)	Yes; Available soon	Yes; Available soon
• Compass working clearance	5 m	5 m
Ambient conditions		
Suited for indoor use	Yes	Yes
Suited for outdoor use	Yes; Powder-coated, UV resistant	Yes; Powder-coated, UV resistant
Ambient temperature during operation		
• Operation (vertical installation)		
- For vertical installation, min.	-30 °C	-30 °C
- For vertical installation, max.	60 °C; (55 °C, see entry ID: 64847814)	60 °C; (55 °C, see entry ID: 64847814)
Altitude during operation relating to sea level		
• Installation altitude above sea level, max.	3 000 m; Depending on the operating temperature	3 000 m; Depending on the operating temperature
Relative humidity		
• Operation, max.	90 %; no condensation	90 %; no condensation
Configuration		
Configuration software		
• WinCC Comfort (TIA Portal)	Yes; WinCC V13 SP1 Update 7 + HSP or higher	Yes; WinCC V13 SP1 Update 7 + HSP or higher
Languages		
Online languages		
• Number of online/runtime languages	32	32
Functionality under WinCC (TIA Portal)		
Libraries	Yes	Yes
Applications/options		
• Web browser	Yes	Yes
• Pocket Word	Yes	Yes
• Pocket Excel	Yes	Yes
• PDF Viewer	Yes	Yes
• Media Player	Yes	Yes
• SIMATIC WinCC Sm@rtServer	Yes	Yes
• SIMATIC WinCC Audit	Yes	Yes
Number of Visual Basic Scripts	Yes	Yes
Task planner		
• time-controlled	Yes	Yes
• task-controlled	Yes	Yes
Help system		
• Number of characters per info text	70	70

Technical specifications (continued)

Article number	6AV2124-0GC13-0AX0	6AV2124-0GC13-0AX0
	SIMATIC HMI TP700 Comfort Outdoor	SIMATIC HMI TP1500 Comfort Outdoor
Message system		
• Bit messages		
- Number of bit messages	4 000	4 000
• Analog messages		
- Number of analog messages	200	200
• Message buffer		
- Number of entries	1 024	1 024
- Circulating buffer	Yes	Yes
- retentive	Yes	Yes
Recipe management		
• Number of recipes	300	300
• Size of internal recipe memory	2 Mbyte	2 Mbyte
• Recipe memory expandable	Yes	Yes
Variables		
• Number of variables per device	2 048	2 048
• Number of variables per screen	400	400
Images		
• Number of configurable images	500	500
Archiving		
• Number of archives per device	50	50
Security		
• Number of user groups	50	50
• Number of users	50	50
• SIMATIC Logon	Yes	Yes
Logging through printer		
• Alarms	Yes	Yes
• Report (shift log)	Yes	Yes
• Hardcopy	Yes	Yes
• Electronic print to file	Yes; PDF, HTML	Yes; PDF, HTML
Transfer (upload/download)		
• MPI/PROFIBUS DP	Yes	Yes
• Ethernet	Yes	Yes
Process coupling		
• S7-1200	Yes	Yes
• S7-1500	Yes	Yes
• S7-200	Yes	Yes
• S7-300/400	Yes	Yes
• LOGO!	Yes	Yes
• WinAC	Yes	Yes
• SINUMERIK	Yes; with SINUMERIK option package	Yes; with SINUMERIK option package
• SIMOTION	Yes	Yes
• Allen Bradley (EtherNet/IP)	Yes	Yes
• Allen Bradley (DF1)	Yes	Yes
• Mitsubishi (MC TCP/IP)	Yes	Yes
• Mitsubishi (FX)	Yes	Yes
• OMRON (FINS TCP)	No	No
• OMRON (LINK/Multilink)	Yes	Yes
• Modicon (Modbus TCP/IP)	Yes	Yes
• Modicon (Modbus)	Yes	Yes
• OPC UA Client	Yes	Yes
• OPC UA Server	Yes	Yes

Operator panels

Advanced HMI – Panel-based
Comfort Panels

SIMATIC HMI Comfort Panels Outdoor

Technical specifications (continued)

Article number	6AV2124-0GC13-0AX0 SIMATIC HMI TP700 Comfort Outdoor	6AV2124-0GC13-0AX0 SIMATIC HMI TP1500 Comfort Outdoor
Peripherals/Options		
Printer	Yes	Yes
SIMATIC HMI MM memory card: Multi Media Card	Yes	Yes
SIMATIC HMI SD memory card: Secure Digital memory card	Yes	Yes
SIMATIC HMI CF memory card: Compact Flash Card	No	No
USB memory	Yes; e.g. USB RFID reader, see FAQ entry ID: 99808171	Yes; e.g. USB RFID reader, see FAQ entry ID: 99808171
SIMATIC IPC USB Flashdrive (USB stick)	Yes	Yes
SIMATIC HMI USB stick	Yes	Yes
Network camera	Yes; See FAQ Entry ID: 62383298 and entry ID: 65647473	Yes; See FAQ Entry ID: 62383298 and entry ID: 65647473
Accessories		
Expansion module	Optional e.g. USB RFID reader, see FAQ entry ID: 99808171	Optional e.g. USB RFID reader, see FAQ entry ID: 99808171
Further accessories are available	Yes; Mounting clips and 2-pin power supply connector	Yes; Mounting clips and 2-pin power supply connector
Mechanics/material		
Enclosure material (front)		
• Plastic	No	No
• Aluminum	Yes; Powder-coated, UV resistant	Yes; Powder-coated, UV resistant
• Stainless steel	No	No
Dimensions		
Width of the housing front	214 mm	415 mm
Height of housing front	158 mm	310 mm
Mounting cutout, width	197 mm	396 mm
Mounting cutout, height	141 mm	291 mm
Overall depth	67 mm	77 mm
Weights		
Weight without packaging	1.5 kg	4 kg
Weight incl. packaging	1.7 kg	6.2 kg
Other		
Note:	Power, quantity structure and performance correspond to a standard 7" Comfort Panel	Power, quantity structure and performance correspond to a standard 12" Comfort Panel

2

Ordering data	Article No.	More information
<p>SIMATIC HMI Comfort Panels Outdoor</p> <p>SIMATIC TP700 Comfort Panel Outdoor</p> <p>Touch operation, 7" widescreen TFT display, 16 million colors, PROFINET interface, MPI/PROFIBUS DP interface, 12 MB configuration memory, Windows CE 6.0, configurable as from WinCC Comfort V13, SP1, HSP</p>	<p>6AV2124-0GC13-0AX0</p>	<p>More information is available on the Internet at: http://www.siemens.com/comfort-panels-outdoor</p> <p><u>Note:</u></p> <p>The TP700 Comfort Panel Outdoor is comparable with the TP700 Comfort Panel Standard.</p> <p>The TP1500 Comfort Panel Outdoor is comparable with the TP1200 Comfort Panel Standard with a 15" display.</p> <p>A TP1500 Comfort Standard unit with the maximum possible configuration cannot be installed on a TP1500 Comfort Panel Outdoor.</p>
<p>SIMATIC TP1500 Comfort Panel Outdoor</p> <p>Touch operation, 15" widescreen TFT display, 16 million colors, PROFINET interface, MPI/PROFIBUS DP interface, 12 MB configuration memory, Windows CE 6.0, configurable as from WinCC Comfort V13, SP1, HSP</p>	<p>6AV2124-0QC13-0AX0</p>	
<p>Starter kit for SIMATIC HMI TP700 Comfort Panel Outdoor</p> <p>Contents:</p> <ul style="list-style-type: none"> • 1x touch panel • 1x SD system outdoor card • 1x touch pen system • 1x SIMATIC WinCC Comfort 	<p>6AV2124-0GC10-0SA0</p>	
<p>Starter kit for SIMATIC HMI TP1500 Comfort Panel Outdoor</p> <p>Contents:</p> <ul style="list-style-type: none"> • 1x touch panel • 1x SD system outdoor card • 1x touch pen system • 1x SIMATIC WinCC Comfort 	<p>6AV2124-0QC10-0SA0</p>	
<p>Accessories</p>	<p>See "Operator Control and Monitoring Systems SIMATIC HMI" -> "Accessories"</p>	

Operator panels

Advanced HMI – Panel-based
Comfort Panels

SIPLUS Comfort Panels Outdoor

Overview



- For outdoor operation without additional measures
- 7" and 15" daylight-readable display, widescreen
- Automatic, central or manual dimming of the backlight, with integrated sensor
- Panel front 100% UV protected
- Front resistant to salt mist
- Front IP66 and Nema4 x (indoor/outdoor)
- Many explosion protection and shipbuilding certifications
- Extended operating temperature range: from -30 °C to +60 °C at 3 000 m installation altitude
- TIA Portal central engineering tool (WinCC V13 SP1&HSP or higher)
- Comfort Panel functionality and performance

Notice:

The SIPLUS HMI 7" Comfort Panel Outdoor corresponds to a SIPLUS HMI 7" Comfort Panel Standard, the SIPLUS HMI 15" Comfort Panel Outdoor corresponds to a SIPLUS HMI 12" Comfort Panel Standard in respect of performance, functionality and quantity structure.

<http://www.siemens.com/comfort-panels-outdoor>

Note:

SIPLUS extreme products are based on SIMATIC standard products. The contents listed here were taken from the respective standard products. SIPLUS extreme-specific information was added.

SIPLUS HMI Comfort Panels Outdoor

Special HMI Panels have been developed which are designed to withstand outdoor environments.

It's not only extreme temperatures which call for robust hardware. Direct sunlight, too, must not be allowed to impair display readability and the panel front must be protected from UV radiation. The specially-bonded outdoor fronts and the rugged hardware of the Outdoor Panels make the SIMATIC HMI Comfort Panels Outdoor a reliable partner in this environment.

Technical specifications

Article number	6AG1124-0GC13-2AX0 SIPLUS HMI TP700 COMFORT OUTDOOR	6AG1124-0QC13-2AX0 SIPLUS HMI TP1500 Comfort Outdoor
Ambient conditions		
Suited for indoor use	Yes	Yes
Suited for outdoor use	Yes; Powder-coated, UV resistant	Yes; Powder-coated, UV resistant
Ambient temperature during operation		
• Operation (vertical installation)		
- For vertical installation, min.	-30 °C; = Tmin	-30 °C; = Tmin
- For vertical installation, max.	60 °C; (55 °C, see entry ID: 64847814)	60 °C; (55 °C, see entry ID: 64847814)
Altitude during operation relating to sea level		
• Installation altitude above sea level, max.	5 000 m	5 000 m
• Ambient air temperature-barometric pressure-altitude	Tmin ... Tmax at 1 140 hPa ... 795 hPa (-1 000 m ... +2 000 m) // Tmin ... (Tmax - 10 K) at 795 hPa ... 658 hPa (+2 000 m ... +3 500 m) // Tmin ... (Tmax -20 K) at 658 hPa ... 540 hPa (+3 500 m ... +5 000 m)	Tmin ... Tmax at 1 140 hPa ... 795 hPa (-1 000 m ... +2 000 m) // Tmin ... (Tmax - 10 K) at 795 hPa ... 658 hPa (+2 000 m ... +3 500 m) // Tmin ... (Tmax -20 K) at 658 hPa ... 540 hPa (+3 500 m ... +5 000 m)
Relative humidity		
• With condensation, tested in accordance with IEC 60068-2-38, max.	100 %; RH incl. condensation/frost (no commissioning when condensation present), vertical mounting position	100 %; RH incl. condensation/frost (no commissioning when condensation present), vertical mounting position
Resistance		
Coolants and lubricants		
- Resistant to commercially available coolants and lubricants	Yes; Incl. diesel and oil droplets in the air	Yes; Incl. diesel and oil droplets in the air
Use in stationary industrial systems		
- to biologically active substances according to EN 60721-3-3	Yes; Class 3B2 mold, fungus and dry rot spores (with the exception of fauna); Class 3B3 on request	Yes; Class 3B2 mold, fungus and dry rot spores (with the exception of fauna); Class 3B3 on request
- to chemically active substances according to EN 60721-3-3	Yes; Class 3C4 (RH < 75 %) incl. salt spray acc. to EN 60068-2-52 (severity degree 3); *	Yes; Class 3C4 (RH < 75 %) incl. salt spray acc. to EN 60068-2-52 (severity degree 3); *
- to mechanically active substances according to EN 60721-3-3	Yes; Class 3S4 incl. sand, dust, *	Yes; Class 3S4 incl. sand, dust, *

Technical specifications (continued)

Article number	6AG1124-0GC13-2AX0	6AG1124-0QC13-2AX0
	SIPLUS HMI TP700 COMFORT OUTDOOR	SIPLUS HMI TP1500 Comfort Outdoor
Use on ships/at sea		
- to biologically active substances according to EN 60721-3-6	Yes; Class 6B2 mold and fungal spores (excluding fauna); Class 6B3 on request	Yes; Class 6B2 mold and fungal spores (excluding fauna); Class 6B3 on request
- to chemically active substances according to EN 60721-3-6	Yes; Class 6C3 (RH < 75 %) incl. salt spray acc. to EN 60068-2-52 (severity degree 3); *	Yes; Class 6C3 (RH < 75 %) incl. salt spray acc. to EN 60068-2-52 (severity degree 3); *
- to mechanically active substances according to EN 60721-3-6	Yes; Class 6S3 incl. sand, dust; *	Yes; Class 6S3 incl. sand, dust; *
Usage in industrial process technology		
- Against chemically active substances acc. to EN 60654-4	Yes; Class 3 (excluding trichlorethylene)	Yes; Class 3 (excluding trichlorethylene)
- Environmental conditions for process, measuring and control systems acc. to ANSI/ISA-71.04	Yes; Level GX group A/B (excluding trichlorethylene; harmful gas concentrations up to the limits of EN 60721-3-3 class 3C4 permissible); level LC3 (salt spray) and level LB3 (oil)	Yes; Level GX group A/B (excluding trichlorethylene; harmful gas concentrations up to the limits of EN 60721-3-3 class 3C4 permissible); level LC3 (salt spray) and level LB3 (oil)
Remark		
- Note regarding classification of environmental conditions acc. to EN 60721, EN 60654-4 and ANSI/ISA-71.04	* The supplied plug covers must remain in place over the unused interfaces during operation!	* The supplied plug covers must remain in place over the unused interfaces during operation!
Conformal coating		
• Coatings for printed circuit board assemblies acc. to EN 61086	Yes	Yes
• Protection against fouling acc. to EN 60664-3	Yes; Type 1 protection	Yes; Type 1 protection
• Military testing according to MIL-I-46058C, Amendment 7	Yes; Discoloration of coating possible during service life	Yes; Discoloration of coating possible during service life
• Qualification and Performance of Electrical Insulating Compound for Printed Board Assemblies according to IPC-CC-830A	Yes; Conformal coating, Class A	Yes; Conformal coating, Class A

Ordering data

Article No.

SIPLUS HMI Comfort Outdoor Panels

SIPLUS HMI TP700 Comfort Panel Outdoor

For areas with extreme exposure to environmental substances (conformal coating); ambient temperature -30 ... +60 °C

Touch operation,
7" widescreen TFT display,
16 million colors,
PROFINET interface,
MPI/PROFIBUS DP interface,
12 MB configuration memory,
Windows CE 6.0, configurable as
from WinCC Comfort V13, SP1, HSP

6AG1124-0GC13-2AX0

SIPLUS HMI TP1500 Comfort Panel Outdoor

For areas with extreme exposure to environmental substances (conformal coating); ambient temperature -30 ... +60 °C

Touch operation,
15" widescreen TFT display,
16 million colors,
PROFINET interface,
MPI/PROFIBUS DP interface,
12 MB configuration memory,
Windows CE 6.0, configurable as
from WinCC Comfort V13, SP1, HSP

6AG1124-0QC13-2AX0

Accessories

See "Operator Control and Monitoring Systems SIMATIC HMI" -> "Accessories"

More information

Additional information is available on the Internet at:

<http://www.siemens.com/comfort-panels-outdoor>

Note:

The SIPLUS HMI TP700 Comfort Panel Outdoor is comparable with the SIPLUS HMI TP700 Comfort Panel Standard.

The SIPLUS HMI TP1500 Comfort Panel Outdoor is comparable with the SIPLUS HMI TP1200 Comfort Panel Standard with a 15" display.

A TP1500 Comfort Standard unit with the maximum possible configuration cannot be installed on a SIPLUS HMI TP1500 Comfort Panel Outdoor.

Operator panels

Advanced HMI – Panel-based
Comfort Panels

SIMATIC HMI Comfort Panels PRO

Overview



SIMATIC IFP PRO, ITC PRO, IPC PRO, Comfort PRO,
for pedestal (extendable, flange below)

SIMATIC HMI Comfort PRO: The new Comfort Panel PRO with all-round IP65 protection – powerful, ready-to-use, and can be installed directly at the machine

SIMATIC HMI Comfort Panels PRO with 12", 15", 19" and 22" widescreen format expand the Comfort Panel portfolio to include devices with glass fronts.

The rugged aluminum housing enables it to be used directly at the machine and guarantees durability, even in harsh and extreme operating environments.

Highlights:

- All-round IP65 protection
- Comfort Panel functionality and performance
- Rugged, industrial 12", 15", 19" and 22" widescreen displays
- Slim, modern design
- Can be adapted to support arm system of various manufacturers
- Integration of operator controls with Extension Units
- High degree of investment security
- Fast integration capability

12", 15", 19" and 22" SIMATIC HMI Comfort Panels PRO are available in three different versions, depending on the application:

- For support arm (extendable, round tube): mounting by means of standard 48 mm round tube or Siemens flange mount adapter
- For support arm (not extendable, flange on top): mounting by means of basic adapter and flange on top, included in scope of delivery
- For pedestal (extendable, flange below): mounting by means of basic adapter and flange below, included in scope of delivery

For more information, please go to:

<http://siemens.com/simatic-hmi-pro>

System components for fully enclosed IP65 devices

System components for PRO devices are only suitable for SIMATIC HMI/IPC PRO devices.

In combination with the SIMATIC HMI PRO basic devices, these components enable easy adaptation to individual customer requirements for operator control and monitoring at the machine level, as well as offering a versatile and attractive solution for visualization and automation without a control cabinet.

The following system components are available:

- Fasteners
 - Adapter sets
 - Basic adapter
 - Flange mount adapter
- Extension Units 12" - 22" with operator controls
- Extension components
 - Stainless steel keyboard
 - Tool and keyboard tray

For more detailed information about system components refer to "PC-based Automation" -> "Devices for special requirements" -> "System components".

Technical specifications

Article number	6AV2124-0MC24-0AX0 SIMATIC HMI TP1200 Comfort Pro	6AV2124-0MC24-1AX0 SIMATIC HMI TP1200 Comfort Pro	6AV2124-0MC24-0BX0 SIMATIC HMI TP1200 Comfort Pro
General information			
Product type designation	TP1200 PRO	TP1200 PRO	TP1200 PRO
Display			
Design of display	TFT	TFT	TFT
Screen diagonal	12.1 in	12.1 in	12.1 in
Number of colors	16 777 216	16 777 216	16 777 216
Resolution (pixels)			
• Horizontal image resolution	1 280 Pixel	1 280 Pixel	1 280 Pixel
• Vertical image resolution	800 Pixel	800 Pixel	800 Pixel
Backlighting			
• MTBF backlighting (at 25 °C)	80 000 h	80 000 h	80 000 h
• Backlight dimmable	Yes; LED, dimmable	Yes; LED, dimmable	Yes; LED, dimmable
Control elements			
Keyboard fonts			
• Function keys			
- Number of function keys	0	0	0
Touch operation			
• Design as touch screen	Yes; Projective-capacitive	Yes; Projective-capacitive	Yes; Projective-capacitive
Installation type/mounting			
Mounting	Support arm	Pedestal	Support arm
Mounting position	vertical	vertical	vertical
Mounting in portrait format possible	No	No	No
Supply voltage			
Type of supply voltage	DC	DC	DC
Rated value (DC)	24 V	24 V	24 V
permissible range, lower limit (DC)	19.2 V	19.2 V	19.2 V
permissible range, upper limit (DC)	28.8 V	28.8 V	28.8 V
Memory			
Memory available for user data	12 Mbyte	12 Mbyte	12 Mbyte
Type of output			
Acoustics			
• Speaker	Yes	Yes	Yes
Time of day			
Clock			
• Hardware clock (real-time)	Yes	Yes	Yes
• Software clock	Yes	Yes	Yes
• retentive	Yes; Back-up duration typically 6 weeks	Yes; Back-up duration typically 6 weeks	Yes; Back-up duration typically 6 weeks
• synchronizable	Yes	Yes	Yes
Interfaces			
Number of industrial Ethernet interfaces	2; 2 ports (switch) + independent port	2; 2 ports (switch) + independent port	2; 2 ports (switch) + independent port
Number of RS 485 interfaces	1; RS 422 / 485 combined	1; RS 422 / 485 combined	1; RS 422 / 485 combined
Number of RS 422 interfaces	0; together with RS 485	0; together with RS 485	0; together with RS 485
Number of USB interfaces	2; USB 2.0	2; USB 2.0	2; USB 2.0
Number of SD card slots	2	2	2
With software interfaces	No	No	No
Industrial Ethernet			
• Industrial Ethernet status LED	3	3	3
• Number of ports of the integrated switch	2	2	2
Protocols			
PROFINET	Yes	Yes	Yes
Supports protocol for PROFINET IO	Yes	Yes	Yes
IRT	Yes	Yes	Yes
PROFIBUS	Yes	Yes	Yes
MPI	Yes	Yes	Yes
Redundancy mode			
Media redundancy			
- MRP	Yes	Yes	Yes

Operator panels

Advanced HMI – Panel-based Comfort Panels

SIMATIC HMI Comfort Panels PRO

Technical specifications (continued)

Article number	6AV2124-0MC24-0AX0 SIMATIC HMI TP1200 Comfort Pro	6AV2124-0MC24-1AX0 SIMATIC HMI TP1200 Comfort Pro	6AV2124-0MC24-0BX0 SIMATIC HMI TP1200 Comfort Pro
Degree and class of protection			
IP (at the front)	IP65	IP65	IP65
IP (rear)	IP65	IP65	IP65
NEMA (front)			
• Enclosure Type 4 at the front	Yes	Yes	Yes
• Enclosure Type 4x at the front	Yes	Yes	Yes
Standards, approvals, certificates			
CE mark	Yes	Yes	Yes
cULus	Yes	Yes	Yes
RCM (formerly C-TICK)	Yes	Yes	Yes
KC approval	No; Available soon	No; Available soon	No; Available soon
EAC (formerly Gost-R)	No; Available soon	No; Available soon	No; Available soon
Ambient conditions			
Suited for indoor use	Yes	Yes	Yes
Suited for outdoor use	No	No	No
Ambient temperature during operation			
• Operation (vertical installation)			
- For vertical installation, min.	0 °C	0 °C	0 °C
- For vertical installation, max.	45 °C	45 °C	45 °C
Relative humidity			
• Operation, max.	90 %; no condensation	90 %; no condensation	90 %; no condensation
Configuration			
Configuration software			
• WinCC Comfort (TIA Portal)	Yes; V14 SP1 HSP and higher	Yes; V14 SP1 HSP and higher	Yes; V14 SP1 HSP and higher
Languages			
Online languages			
• Number of online/runtime languages	32	32	32
Project languages			
• Languages per project	32	32	32
Functionality under WinCC (TIA Portal)			
Libraries	Yes	Yes	Yes
Applications/options			
• Web browser	Yes	Yes	Yes
• Pocket Word	Yes	Yes	Yes
• Pocket Excel	Yes	Yes	Yes
• PDF Viewer	Yes	Yes	Yes
• Media Player	Yes	Yes	Yes
• SIMATIC WinCC Sm@rtServer	Yes	Yes	Yes
• SIMATIC WinCC Audit	Yes	Yes	Yes
Number of Visual Basic Scripts	Yes	Yes	Yes
Task planner			
• time-controlled	Yes	Yes	Yes
• task-controlled	Yes	Yes	Yes
Message system			
• Bit messages			
- Number of bit messages	4 000	4 000	4 000
• Analog messages			
- Number of analog messages	200	200	200
• Message buffer			
- Number of entries	1 024	1 024	1 024
- Circulating buffer	Yes	Yes	Yes
- retentive	Yes	Yes	Yes
Recipe management			
• Number of recipes	300	300	300
• Data records per recipe	500	500	500
• Entries per data record	1 000	1 000	1 000
• Size of internal recipe memory	2 Mbyte	2 Mbyte	2 Mbyte
• Recipe memory expandable	Yes	Yes	Yes

Technical specifications (continued)

Article number	6AV2124-0MC24-0AX0 SIMATIC HMI TP1200 Comfort Pro	6AV2124-0MC24-1AX0 SIMATIC HMI TP1200 Comfort Pro	6AV2124-0MC24-0BX0 SIMATIC HMI TP1200 Comfort Pro
Variables			
• Number of variables per device	2 048	2 048	2 048
• Number of variables per screen	400	400	400
Images			
• Number of configurable images	500	500	500
Archiving			
• Number of archives per device	50	50	50
Security			
• Number of user groups	50	50	50
• Number of users	50	50	50
Logging through printer			
• Alarms	Yes	Yes	Yes
• Report (shift log)	Yes	Yes	Yes
• Hardcopy	Yes	Yes	Yes
• Electronic print to file	Yes; PDF, HTML	Yes; PDF, HTML	Yes; PDF, HTML
Transfer (upload/download)			
• MPI/PROFIBUS DP	Yes	Yes	Yes
• Ethernet	Yes	Yes	Yes
Process coupling			
• S7-1200	Yes	Yes	Yes
• S7-1500	Yes	Yes	Yes
• S7-200	Yes	Yes	Yes
• S7-300/400	Yes	Yes	Yes
• LOGO!	Yes	Yes	Yes
• WinAC	Yes	Yes	Yes
• SIMOTION	Yes	Yes	Yes
• Allen Bradley (EtherNet/IP)	Yes	Yes	Yes
• Allen Bradley (DF1)	Yes	Yes	Yes
• Mitsubishi (MC TCP/IP)	Yes	Yes	Yes
• Mitsubishi (FX)	Yes	Yes	Yes
• OMRON (FINS TCP)	No	No	No
• OMRON (LINK/Multilink)	Yes	Yes	Yes
• Modicon (Modbus TCP/IP)	Yes	Yes	Yes
• Modicon (Modbus)	Yes	Yes	Yes
• OPC UA Client	Yes	Yes	Yes
• OPC UA Server	Yes	Yes	Yes
Peripherals/Options			
Printer	Yes	Yes	Yes
SIMATIC HMI MM memory card: Multi Media Card	Yes; Up to 128 MB	Yes; Up to 128 MB	Yes; Up to 128 MB
SIMATIC HMI SD memory card: Secure Digital memory card	Yes; Up to 2 GB	Yes; Up to 2 GB	Yes; Up to 2 GB
USB memory	Yes	Yes	Yes
Network camera	Yes	Yes	Yes
Mechanics/material			
Enclosure material (front)			
• Plastic	No	No	No
• Aluminum	Yes	Yes	Yes
• Stainless steel	No	No	No
Dimensions			
Width of the housing front	313 mm	313 mm	313 mm
Height of housing front	226 mm; Without basic adapter	226 mm; Without basic adapter	226 mm; Without basic adapter
Overall depth	101 mm; Without basic adapter	101 mm; Without basic adapter	101 mm; Without basic adapter
Weights			
Weight without packaging	4.9 kg	4.9 kg	4.5 kg

Operator panels

Advanced HMI – Panel-based
Comfort Panels

SIMATIC HMI Comfort Panels PRO

Technical specifications (continued)

Article number	6AV2124-0QC24-0AX0	6AV2124-0QC24-0BX0	6AV2124-0QC24-1AX0
	SIMATIC HMI TP1500 Comfort PRO	SIMATIC HMI TP1500 Comfort PRO	SIMATIC HMI TP1500 Comfort PRO
General information			
Product type designation	TP1500 Comfort PRO	TP1500 Comfort PRO	TP1500 Comfort PRO
Display			
Design of display	TFT	TFT	TFT
Screen diagonal	15.6 in	15.6 in	15.6 in
Number of colors	16 777 216	16 777 216	16 777 216
Resolution (pixels)			
• Horizontal image resolution	1 366 Pixel	1 366 Pixel	1 366 Pixel
• Vertical image resolution	768 Pixel	768 Pixel	768 Pixel
Backlighting			
• MTBF backlighting (at 25 °C)	50 000 h	50 000 h	50 000 h
• Backlight dimmable	Yes; 0-100 %	Yes; 0-100 %	Yes; 0-100 %
Control elements			
Keyboard fonts			
• Function keys			
- Number of function keys	0	0	0
Touch operation			
• Design as touch screen	Yes; Projective-capacitive	Yes; Projective-capacitive	Yes; Projective-capacitive
Installation type/mounting			
Mounting	Support arm	Support arm	Pedestal
Mounting in portrait format possible	No	No	No
Supply voltage			
Type of supply voltage	DC	DC	DC
Rated value (DC)	24 V	24 V	24 V
Memory			
Memory available for user data	24 Mbyte	24 Mbyte	24 Mbyte
Type of output			
Acoustics			
• Speaker	Yes	Yes	Yes
Time of day			
Clock			
• Hardware clock (real-time)	Yes	Yes	Yes
• Software clock	Yes	Yes	Yes
• retentive	Yes; Back-up duration typically 6 weeks	Yes; Back-up duration typically 6 weeks	Yes; Back-up duration typically 6 weeks
• synchronizable	Yes	Yes	Yes
Interfaces			
Number of industrial Ethernet interfaces	2; 2 ports (switch) + independent port	2; 2 ports (switch) + independent port	2; 2 ports (switch) + independent port
Number of RS 485 interfaces	1; RS 422 / 485 combined	1; RS 422 / 485 combined	1; RS 422 / 485 combined
Number of USB interfaces	2; USB 2.0	2; USB 2.0	2; USB 2.0
Number of SD card slots	2	2	2
Industrial Ethernet			
• Number of ports of the integrated switch	2	2	2
Protocols			
PROFINET	Yes	Yes	Yes
Supports protocol for PROFINET IO	Yes	Yes	Yes
IRT	Yes	Yes	Yes
PROFIBUS	Yes	Yes	Yes
MPI	Yes	Yes	Yes
Redundancy mode			
Media redundancy			
- MRP	Yes	Yes	Yes
Degree and class of protection			
IP (at the front)	IP65	IP65	IP65
IP (rear)	IP65	IP65	IP65
NEMA (front)			
• Enclosure Type 4 at the front	Yes	Yes	Yes
• Enclosure Type 4x at the front	Yes	Yes	Yes

Technical specifications (continued)

Article number	6AV2124-0QC24-0AX0	6AV2124-0QC24-0BX0	6AV2124-0QC24-1AX0
	SIMATIC HMI TP1500 Comfort PRO	SIMATIC HMI TP1500 Comfort PRO	SIMATIC HMI TP1500 Comfort PRO
Standards, approvals, certificates			
CE mark	Yes	Yes	Yes
cULus	Yes	Yes	Yes
RCM (formerly C-TICK)	Yes	Yes	Yes
KC approval	No; Available soon	No; Available soon	No; Available soon
EAC (formerly Gost-R)	No; Available soon	No; Available soon	No; Available soon
Ambient conditions			
Suited for indoor use	Yes	Yes	Yes
Suited for outdoor use	No	No	No
Ambient temperature during operation			
• Operation (vertical installation)			
- For vertical installation, min.	0 °C	0 °C	0 °C
- For vertical installation, max.	45 °C	45 °C	45 °C
Relative humidity			
• Operation, max.	90 %; no condensation	90 %; no condensation	90 %; no condensation
Configuration			
Configuration software			
• WinCC Comfort (TIA Portal)	Yes; V14 SP1 HSP and higher	Yes; V14 SP1 HSP and higher	Yes; V14 SP1 HSP and higher
Languages			
Online languages			
• Number of online/runtime languages	32	32	32
Project languages			
• Languages per project	32	32	32
Functionality under WinCC (TIA Portal)			
Libraries	Yes	Yes	Yes
Applications/options			
• Web browser	Yes	Yes	Yes
• Pocket Word	Yes	Yes	Yes
• Pocket Excel	Yes	Yes	Yes
• PDF Viewer	Yes	Yes	Yes
• Media Player	Yes	Yes	Yes
• SIMATIC WinCC Sm@rtServer	Yes	Yes	Yes
• SIMATIC WinCC Audit	Yes	Yes	Yes
Number of Visual Basic Scripts	Yes	Yes	Yes
Task planner			
• time-controlled	Yes	Yes	Yes
• task-controlled	Yes	Yes	Yes
Help system			
• Number of characters per info text	320	320	320
Message system			
• Bit messages			
- Number of bit messages	6 000	6 000	6 000
• Analog messages			
- Number of analog messages	200	200	200
• Message buffer			
- Number of entries	1 024	1 024	1 024
- Circulating buffer	Yes	Yes	Yes
- retentive	Yes	Yes	Yes
Recipe management			
• Number of recipes	500	500	500
• Size of internal recipe memory	4 Mbyte	4 Mbyte	4 Mbyte
• Recipe memory expandable	Yes	Yes	Yes
Variables			
• Number of variables per device	4 096	4 096	4 096
• Number of variables per screen	400	400	400
Images			
• Number of configurable images	750	750	750

Operator panels

Advanced HMI – Panel-based
Comfort Panels

SIMATIC HMI Comfort Panels PRO

Technical specifications (continued)

Article number	6AV2124-0QC24-0AX0 SIMATIC HMI TP1500 Comfort PRO	6AV2124-0QC24-0BX0 SIMATIC HMI TP1500 Comfort PRO	6AV2124-0QC24-1AX0 SIMATIC HMI TP1500 Comfort PRO
Archiving			
• Number of archives per device	50	50	50
Security			
• Number of user groups	50	50	50
• Number of users	50	50	50
• SIMATIC Logon	Yes	Yes	Yes
Logging through printer			
• Alarms	Yes	Yes	Yes
• Report (shift log)	Yes	Yes	Yes
• Hardcopy	Yes	Yes	Yes
• Electronic print to file	Yes; PDF, HTML	Yes; PDF, HTML	Yes; PDF, HTML
Character sets			
• Keyboard fonts			
- US English	Yes	Yes	Yes
Transfer (upload/download)			
• MPI/PROFIBUS DP	Yes	Yes	Yes
• Ethernet	Yes	Yes	Yes
Process coupling			
• S7-1200	Yes	Yes	Yes
• S7-1500	Yes	Yes	Yes
• S7-200	Yes	Yes	Yes
• S7-300/400	Yes	Yes	Yes
• LOGO!	Yes	Yes	Yes
• WinAC	Yes	Yes	Yes
• SIMOTION	Yes	Yes	Yes
• Allen Bradley (EtherNet/IP)	Yes	Yes	Yes
• Allen Bradley (DF1)	Yes	Yes	Yes
• Mitsubishi (MC TCP/IP)	Yes	Yes	Yes
• Mitsubishi (FX)	Yes	Yes	Yes
• OMRON (FINS TCP)	No	No	No
• OMRON (LINK/Multilink)	Yes	Yes	Yes
• Modicon (Modbus TCP/IP)	Yes	Yes	Yes
• Modicon (Modbus)	Yes	Yes	Yes
• OPC UA Client	Yes	Yes	Yes
• OPC UA Server	Yes	Yes	Yes
Peripherals/Options			
Printer	Yes	Yes	Yes
SIMATIC HMI MM memory card: Multi Media Card	Yes; Up to 128 MB	Yes; Up to 128 MB	Yes; Up to 128 MB
SIMATIC HMI SD memory card: Secure Digital memory card	Yes; Up to 2 GB	Yes; Up to 2 GB	Yes; Up to 2 GB
USB memory	Yes	Yes	Yes
Network camera	Yes	Yes	Yes
Mechanics/material			
Enclosure material (front)			
• Plastic	No	No	No
• Aluminum	Yes	Yes	Yes
• Stainless steel	No	No	No
Dimensions			
Width of the housing front	396 mm	396 mm	396 mm
Height of housing front	256 mm; Without basic adapter	256 mm; Without basic adapter	256 mm; Without basic adapter
Overall depth	101 mm; Without basic adapter	101 mm; Without basic adapter	101 mm; Without basic adapter
Weights			
Weight without packaging	6.3 kg	6.3 kg	6.3 kg

Technical specifications (continued)

Article number	6AV2124-0UC24-0AX0 SIMATIC HMI TP1900 Comfort PRO	6AV2124-0UC24-0BX0 SIMATIC HMI TP1900 Comfort PRO	6AV2124-0UC24-1AX0 SIMATIC HMI TP1900 Comfort PRO
General information			
Product type designation	TP1900 Comfort PRO	TP1900 Comfort PRO	TP1900 Comfort PRO
Display			
Design of display	TFT	TFT	TFT
Screen diagonal	18.5 in	18.5 in	18.5 in
Number of colors	16 777 216	16 777 216	16 777 216
Resolution (pixels)			
• Horizontal image resolution	1 366 Pixel	1 366 Pixel	1 366 Pixel
• Vertical image resolution	768 Pixel	768 Pixel	768 Pixel
Backlighting			
• MTBF backlighting (at 25 °C)	50 000 h	50 000 h	50 000 h
• Backlight dimmable	Yes; 0-100 %	Yes; 0-100 %	Yes; 0-100 %
Control elements			
Keyboard fonts			
• Function keys			
- Number of function keys	0	0	0
Touch operation			
• Design as touch screen	Yes; Projective-capacitive	Yes; Projective-capacitive	Yes; Projective-capacitive
Installation type/mounting			
Mounting	Support arm	Support arm	Pedestal
Mounting in portrait format possible	No	No	No
Supply voltage			
Type of supply voltage	DC	DC	DC
Rated value (DC)	24 V	24 V	24 V
Memory			
Memory available for user data	24 Mbyte	24 Mbyte	24 Mbyte
Type of output			
Acoustics			
• Speaker	Yes	Yes	Yes
Time of day			
Clock			
• Hardware clock (real-time)	Yes	Yes	Yes
• Software clock	Yes	Yes	Yes
• retentive	Yes; Back-up duration typically 6 weeks	Yes; Back-up duration typically 6 weeks	Yes; Back-up duration typically 6 weeks
• synchronizable	Yes	Yes	Yes
Interfaces			
Number of industrial Ethernet interfaces	2; 2 ports (switch) + independent port	2; 2 ports (switch) + independent port	2; 2 ports (switch) + independent port
Number of RS 485 interfaces	1; RS 422 / 485 combined	1; RS 422 / 485 combined	1; RS 422 / 485 combined
Number of USB interfaces	2; USB 2.0	2; USB 2.0	2; USB 2.0
Number of SD card slots	2	2	2
Industrial Ethernet			
• Industrial Ethernet status LED	3	3	3
• Number of ports of the integrated switch	2	2	2
Protocols			
PROFINET	Yes	Yes	Yes
Supports protocol for PROFINET IO	Yes	Yes	Yes
IRT	Yes	Yes	Yes
PROFIBUS	Yes	Yes	Yes
MPI	Yes	Yes	Yes
Redundancy mode			
Media redundancy			
- MRP	Yes	Yes	Yes

Operator panels

Advanced HMI – Panel-based
Comfort Panels

SIMATIC HMI Comfort Panels PRO

Technical specifications (continued)

Article number	6AV2124-0UC24-0AX0 SIMATIC HMI TP1900 Comfort PRO	6AV2124-0UC24-0BX0 SIMATIC HMI TP1900 Comfort PRO	6AV2124-0UC24-1AX0 SIMATIC HMI TP1900 Comfort PRO
Degree and class of protection			
IP (at the front)	IP65	IP65	IP65
IP (rear)	IP65	IP65	IP65
NEMA (front)			
• Enclosure Type 4 at the front	Yes	Yes	Yes
• Enclosure Type 4x at the front	Yes	Yes	Yes
Standards, approvals, certificates			
CE mark	Yes	Yes	Yes
cULus	Yes	Yes	Yes
RCM (formerly C-TICK)	Yes	Yes	Yes
KC approval	No; Available soon	No; Available soon	No; Available soon
EAC (formerly Gost-R)	No; Available soon	No; Available soon	No; Available soon
Ambient conditions			
Suited for indoor use	Yes	Yes	Yes
Suited for outdoor use	No	No	No
Ambient temperature during operation			
• Operation (vertical installation)			
- For vertical installation, min.	0 °C	0 °C	0 °C
- For vertical installation, max.	45 °C	45 °C	45 °C
Relative humidity			
• Operation, max.	90 %; no condensation	90 %; no condensation	90 %; no condensation
Configuration			
Configuration software			
• WinCC Comfort (TIA Portal)	Yes; V14 SP1 HSP and higher	Yes; V14 SP1 HSP and higher	Yes; V14 SP1 HSP and higher
Languages			
Online languages			
• Number of online/runtime languages	32	32	32
Functionality under WinCC (TIA Portal)			
Libraries	Yes	Yes	Yes
Applications/options			
• Web browser	Yes	Yes	Yes
• Pocket Word	Yes	Yes	Yes
• Pocket Excel	Yes	Yes	Yes
• PDF Viewer	Yes	Yes	Yes
• Media Player	Yes	Yes	Yes
• SIMATIC WinCC Sm@rtServer	Yes	Yes	Yes
• SIMATIC WinCC Audit	Yes	Yes	Yes
Number of Visual Basic Scripts	Yes	Yes	Yes
Task planner			
• time-controlled	Yes	Yes	Yes
• task-controlled	Yes	Yes	Yes
Message system			
• Bit messages			
- Number of bit messages	6 000	6 000	6 000
• Analog messages			
- Number of analog messages	200	200	200
• Message buffer			
- Number of entries	1 024	1 024	1 024
- Circulating buffer	Yes	Yes	Yes
- retentive	Yes	Yes	Yes
Recipe management			
• Number of recipes	500	500	500
• Size of internal recipe memory	4 Mbyte	4 Mbyte	4 Mbyte
• Recipe memory expandable	Yes	Yes	Yes

Technical specifications (continued)

Article number	6AV2124-0UC24-0AX0 SIMATIC HMI TP1900 Comfort PRO	6AV2124-0UC24-0BX0 SIMATIC HMI TP1900 Comfort PRO	6AV2124-0UC24-1AX0 SIMATIC HMI TP1900 Comfort PRO
Variables			
• Number of variables per device	4 096	4 096	4 096
• Number of variables per screen	400	400	400
Images			
• Number of configurable images	750	750	750
Archiving			
• Number of archives per device	50	50	50
Security			
• Number of user groups	50	50	50
• Number of users	50	50	50
• SIMATIC Logon	Yes	Yes	Yes
Logging through printer			
• Alarms	Yes	Yes	Yes
• Report (shift log)	Yes	Yes	Yes
• Hardcopy	Yes	Yes	Yes
• Electronic print to file	Yes; PDF, HTML	Yes; PDF, HTML	Yes; PDF, HTML
Transfer (upload/download)			
• MPI/PROFIBUS DP	Yes	Yes	Yes
• USB	Yes	Yes	Yes
• Ethernet	Yes	Yes	Yes
• using external storage medium	Yes	Yes	Yes
Process coupling			
• S7-1200	Yes	Yes	Yes
• S7-1500	Yes	Yes	Yes
• S7-200	Yes	Yes	Yes
• S7-300/400	Yes	Yes	Yes
• LOGO!	Yes	Yes	Yes
• WinAC	Yes	Yes	Yes
• SIMOTION	Yes	Yes	Yes
• Allen Bradley (EtherNet/IP)	Yes	Yes	Yes
• Allen Bradley (DF1)	Yes	Yes	Yes
• Mitsubishi (MC TCP/IP)	Yes	Yes	Yes
• Mitsubishi (FX)	Yes	Yes	Yes
• OMRON (FINS TCP)	No	No	No
• OMRON (LINK/Multilink)	Yes	Yes	Yes
• Modicon (Modbus TCP/IP)	Yes	Yes	Yes
• Modicon (Modbus)	Yes	Yes	Yes
• OPC UA Client	Yes	Yes	Yes
• OPC UA Server	Yes	Yes	Yes
Peripherals/Options			
Printer	Yes	Yes	Yes
SIMATIC HMI MM memory card: Multi Media Card	Yes; Up to 128 MB	Yes; Up to 128 MB	Yes; Up to 128 MB
SIMATIC HMI SD memory card: Secure Digital memory card	Yes; Up to 2 GB	Yes; Up to 2 GB	Yes; Up to 2 GB
USB memory	Yes	Yes	Yes
Network camera	Yes	Yes	Yes
Mechanics/material			
Enclosure material (front)			
• Plastic	No	No	No
• Aluminum	Yes	Yes	Yes
• Stainless steel	No	No	No
Dimensions			
Width of the housing front	462 mm	462 mm	462 mm
Height of housing front	296 mm; Without basic adapter	296 mm; Without basic adapter	296 mm; Without basic adapter
Overall depth	101 mm; Without basic adapter	101 mm; Without basic adapter	101 mm; Without basic adapter
Weights			
Weight without packaging	7.4 kg	7.4 kg	7.4 kg

Operator panels

Advanced HMI – Panel-based
Comfort Panels

SIMATIC HMI Comfort Panels PRO

Technical specifications (continued)

Article number	6AV2124-0XC24-0AX0	6AV2124-0XC24-0BX0	6AV2124-0XC24-1AX0
	SIMATIC HMI TP2200 Comfort PRO	SIMATIC HMI TP2200 Comfort PRO	SIMATIC HMI TP2200 Comfort PRO
General information			
Product type designation	TP2200 Comfort PRO	TP2200 Comfort PRO	TP2200 Comfort PRO
Display			
Design of display	TFT	TFT	TFT
Screen diagonal	21.5 in	21.5 in	21.5 in
Number of colors	16 777 216	16 777 216	16 777 216
Resolution (pixels)			
• Horizontal image resolution	1 920 Pixel	1 920 Pixel	1 920 Pixel
• Vertical image resolution	1 080 Pixel	1 080 Pixel	1 080 Pixel
Backlighting			
• MTBF backlighting (at 25 °C)	30 000 h	30 000 h	30 000 h
• Backlight dimmable	Yes; 0-100 %	Yes; 0-100 %	Yes; 0-100 %
Control elements			
Keyboard fonts			
• Function keys			
- Number of function keys	0	0	0
Touch operation			
• Design as touch screen	Yes; Projective-capacitive	Yes; Projective-capacitive	Yes; Projective-capacitive
Installation type/mounting			
Mounting	Support arm	Support arm	Pedestal
Mounting in portrait format possible	No	No	No
Supply voltage			
Type of supply voltage	DC	DC	DC
Rated value (DC)	24 V	24 V	24 V
permissible range, lower limit (DC)	19.2 V	19.2 V	19.2 V
permissible range, upper limit (DC)	28.8 V	28.8 V	28.8 V
Memory			
Memory available for user data	24 Mbyte	24 Mbyte	24 Mbyte
Type of output			
Acoustics			
• Speaker	Yes	Yes	Yes
Time of day			
Clock			
• Hardware clock (real-time)	Yes	Yes	Yes
• Software clock	Yes	Yes	Yes
• retentive	Yes; Back-up duration typically 6 weeks	Yes; Back-up duration typically 6 weeks	Yes; Back-up duration typically 6 weeks
• synchronizable	Yes	Yes	Yes
Interfaces			
Number of industrial Ethernet interfaces	2; 2 ports (switch) + independent port	2; 2 ports (switch) + independent port	2; 2 ports (switch) + independent port
Number of RS 485 interfaces	1; RS 422 / 485 combined	1; RS 422 / 485 combined	1; RS 422 / 485 combined
Number of USB interfaces	2; USB 2.0	2; USB 2.0	2; USB 2.0
Number of SD card slots	2	2	2
Industrial Ethernet			
• Number of ports of the integrated switch	2	2	2
Protocols			
PROFINET	Yes	Yes	Yes
Supports protocol for PROFINET IO	Yes	Yes	Yes
IRT	Yes	Yes	Yes
PROFIBUS	Yes	Yes	Yes
MPI	Yes	Yes	Yes
Redundancy mode			
Media redundancy			
- MRP	Yes	Yes	Yes

Technical specifications (continued)

Article number	6AV2124-0XC24-0AX0	6AV2124-0XC24-0BX0	6AV2124-0XC24-1AX0
	SIMATIC HMI TP2200 Comfort PRO	SIMATIC HMI TP2200 Comfort PRO	SIMATIC HMI TP2200 Comfort PRO
Degree and class of protection			
IP (at the front)	IP65	IP65	IP65
IP (rear)	IP65	IP65	IP65
NEMA (front)			
• Enclosure Type 4 at the front	Yes	Yes	Yes
• Enclosure Type 4x at the front	Yes	Yes	Yes
Standards, approvals, certificates			
CE mark	Yes	Yes	Yes
cULus	Yes	Yes	Yes
RCM (formerly C-TICK)	Yes	Yes	Yes
KC approval	No; Available soon	No; Available soon	No; Available soon
EAC (formerly Gost-R)	No; Available soon	No; Available soon	No; Available soon
Ambient conditions			
Suited for indoor use	Yes	Yes	Yes
Suited for outdoor use	No	No	No
Ambient temperature during operation			
• Operation (vertical installation)			
- For vertical installation, min.	0 °C	0 °C	0 °C
- For vertical installation, max.	45 °C	45 °C	45 °C
Relative humidity			
• Operation, max.	90 %; no condensation	90 %; no condensation	90 %; no condensation
Configuration			
Configuration software			
• WinCC Comfort (TIA Portal)	Yes; V14 SP1 HSP and higher	Yes; V14 SP1 HSP and higher	Yes; V14 SP1 HSP and higher
Languages			
Online languages			
• Number of online/runtime languages	32	32	32
Functionality under WinCC (TIA Portal)			
Libraries	Yes	Yes	Yes
Applications/options			
• Web browser	Yes	Yes	Yes
• Pocket Word	Yes	Yes	Yes
• Pocket Excel	Yes	Yes	Yes
• PDF Viewer	Yes	Yes	Yes
• Media Player	Yes	Yes	Yes
• SIMATIC WinCC Sm@rtServer	Yes	Yes	Yes
• SIMATIC WinCC Audit	Yes	Yes	Yes
Number of Visual Basic Scripts	Yes	Yes	Yes
Task planner			
• time-controlled	Yes	Yes	Yes
• task-controlled	Yes	Yes	Yes
Message system			
• Bit messages			
- Number of bit messages	6 000	6 000	6 000
• Analog messages			
- Number of analog messages	200	200	200
• Message buffer			
- Number of entries	1 024	1 024	1 024
- Circulating buffer	Yes	Yes	Yes
- retentive	Yes	Yes	Yes
Recipe management			
• Number of recipes	500	500	500
• Size of internal recipe memory	4 Mbyte	4 Mbyte	4 Mbyte
• Recipe memory expandable	Yes	Yes	Yes
Variables			
• Number of variables per device	4 096	4 096	4 096
• Number of variables per screen	400	400	400
Images			
• Number of configurable images	750	750	750

Operator panels

Advanced HMI – Panel-based
Comfort Panels

SIMATIC HMI Comfort Panels PRO

Technical specifications (continued)

Article number	6AV2124-0XC24-0AX0 SIMATIC HMI TP2200 Comfort PRO	6AV2124-0XC24-0BX0 SIMATIC HMI TP2200 Comfort PRO	6AV2124-0XC24-1AX0 SIMATIC HMI TP2200 Comfort PRO
Archiving			
• Number of archives per device	50	50	50
Security			
• Number of user groups	50	50	50
• Number of users	50	50	50
• SIMATIC Logon	Yes	Yes	Yes
Logging through printer			
• Alarms	Yes	Yes	Yes
• Report (shift log)	Yes	Yes	Yes
• Hardcopy	Yes	Yes	Yes
• Electronic print to file	Yes; PDF, HTML	Yes; PDF, HTML	Yes; PDF, HTML
Transfer (upload/download)			
• MPI/PROFIBUS DP	Yes	Yes	Yes
• USB	Yes	Yes	Yes
• Ethernet	Yes	Yes	Yes
• using external storage medium	Yes	Yes	Yes
Process coupling			
• S7-1200	Yes	Yes	Yes
• S7-1500	Yes	Yes	Yes
• S7-200	Yes	Yes	Yes
• S7-300/400	Yes	Yes	Yes
• LOGO!	Yes	Yes	Yes
• WinAC	Yes	Yes	Yes
• SIMOTION	Yes	Yes	Yes
• Allen Bradley (EtherNet/IP)	Yes	Yes	Yes
• Allen Bradley (DF1)	Yes	Yes	Yes
• Mitsubishi (MC TCP/IP)	Yes	Yes	Yes
• Mitsubishi (FX)	Yes	Yes	Yes
• OMRON (FINS TCP)	No	No	No
• OMRON (LINK/Multilink)	Yes	Yes	Yes
• Modicon (Modbus TCP/IP)	Yes	Yes	Yes
• Modicon (Modbus)	Yes	Yes	Yes
• OPC UA Client	Yes	Yes	Yes
• OPC UA Server	Yes	Yes	Yes
Peripherals/Options			
Printer	Yes	Yes	Yes
SIMATIC HMI MM memory card: Multi Media Card	Yes; Up to 128 MB	Yes; Up to 128 MB	Yes; Up to 128 MB
SIMATIC HMI SD memory card: Secure Digital memory card	Yes; Up to 2 GB	Yes; Up to 2 GB	Yes; Up to 2 GB
USB memory	Yes	Yes	Yes
Network camera	Yes	Yes	Yes
Mechanics/material			
Enclosure material (front)			
• Plastic	No	No	No
• Aluminum	Yes	Yes	Yes
• Stainless steel	No	No	No
Dimensions			
Width of the housing front	527 mm	527 mm	527 mm
Height of housing front	330 mm; Without basic adapter	330 mm; Without basic adapter	330 mm; Without basic adapter
Overall depth	101 mm; Without basic adapter	101 mm; Without basic adapter	101 mm; Without basic adapter
Weights			
Weight without packaging	8.5 kg	8.5 kg	8.5 kg

Ordering data	Article No.
<i>Comfort Panels PRO</i>	
TP1200 Comfort PRO 12.1" TFT display, 1 280 x 800 pixels, 16 M colors; touch screen; 1 x MPI/PROFIBUS DP, 1 x PROFINET/Industrial Ethernet interface with MRP and RT/IRT support (2 ports); 1 x Ethernet (Gigabit); 2 x SD card slots; 2 x USB <ul style="list-style-type: none"> • For support arm (not extendable, flange on top) • For support arm (extendable, round tube) • For pedestal (extendable, flange below) 	6AV2124-0MC24-0AX0 6AV2124-0MC24-0BX0 6AV2124-0MC24-1AX0
TP1500 Comfort PRO 15.6" TFT display, 1 366 x 768 pixels, 16 M colors; touch screen; 1 x MPI/PROFIBUS DP, 1 x PROFINET/Industrial Ethernet Interface with MRP and RT/IRT support (2 ports); 1 x Ethernet (Gigabit); 2 x SD card slots; 2 x USB <ul style="list-style-type: none"> • For support arm (not extendable, flange on top) • For support arm (extendable, round tube) • For pedestal (extendable, flange below) 	6AV2124-0QC24-0AX0 6AV2124-0QC24-0BX0 6AV2124-0QC24-1AX0
TP1900 Comfort PRO 18.5" TFT display, 1 366 x 768 pixels, 16 M colors; touch screen; 1 x MPI/PROFIBUS DP, 1 x PROFINET/Industrial Ethernet Interface with MRP and RT/IRT support (2 ports); 1 x Ethernet (Gigabit); 2 x SD card slots; 2 x USB <ul style="list-style-type: none"> • For support arm (not extendable, flange on top) • For support arm (extendable, round tube) • For pedestal (extendable, flange below) 	6AV2124-0UC24-0AX0 6AV2124-0UC24-0BX0 6AV2124-0UC24-1AX0
TP2200 Comfort PRO 21.5" TFT display, 1 920 x 1 080 pixels, 16 M colors; touch screen; 1 x MPI/PROFIBUS DP, 1 x PROFINET/Industrial Ethernet Interface with MRP and RT/IRT support (2 ports); 1 x Ethernet (Gigabit); 2 x SD card slots; 2 x USB <ul style="list-style-type: none"> • For support arm (not extendable, flange on top) • For support arm (extendable, round tube) • For pedestal (extendable, flange below) 	6AV2124-0XC24-0AX0 6AV2124-0XC24-0BX0 6AV2124-0XC24-1AX0

Operator panels

Advanced HMI – Panel-based
Comfort Panels

SIMATIC HMI Comfort Panels INOX and INOX PCT

Overview



SIMATIC HMI TP1200 Comfort INOX PCT

SIMATIC HMI TP Comfort Panels INOX and INOX PCT (PCT = Projected Capacitive Touchscreen)

Panels with touch screens (analog-resistive or projective-capacitive) and stainless steel fronts are designed for use in the food, beverages and tobacco industry, the pharmaceutical industry, fine chemicals and in other hygiene areas for machine-level operator control and monitoring.

For this reason, the devices with stainless steel front have been developed in compliance with EN 1672-2 "Food processing machinery – Safety and Hygiene Requirements".

<http://www.siemens.com/comfort-panels-inox>

Technical specifications

Article number	6AV2144-8GC10-0AA0	6AV2144-8JC10-0AA0	6AV2144-8MC10-0AA0
	SIMATIC HMI TP700 COMFORT INOX	SIMATIC HMI TP900 COMFORT INOX	SIMATIC HMI TP1200 COMFORT INOX
General information			
Product type designation	TP700 Comfort INOX	TP900 INOX	TP1200 Comfort INOX
Display			
Design of display	TFT	TFT	TFT
Screen diagonal	7 in	9 in	12.1 in
Number of colors	16 777 216	16 777 216	16 777 216
Resolution (pixels)			
• Horizontal image resolution	800 Pixel	800 Pixel	1 280 Pixel
• Vertical image resolution	480 Pixel	480 Pixel	800 Pixel
Backlighting			
• MTBF backlighting (at 25 °C)	80 000 h	80 000 h	80 000 h
• Backlight dimmable	Yes; 0-100 %	Yes; 0-100 %	Yes; 0-100 %
Control elements			
Keyboard fonts			
• Function keys			
- Number of function keys	0	0	0
Touch operation			
• Design as touch screen	Yes	Yes	Yes
Installation type/mounting			
Mounting in portrait format possible	Yes	Yes	Yes
Supply voltage			
Type of supply voltage	DC	DC	DC
Rated value (DC)	24 V	24 V	24 V
permissible range, lower limit (DC)	19.2 V	19.2 V	19.2 V
permissible range, upper limit (DC)	28.8 V	28.8 V	28.8 V
Memory			
Memory available for user data	12 Mbyte	12 Mbyte	12 Mbyte
Type of output			
Acoustics			
• Speaker	Yes	Yes	Yes
Time of day			
Clock			
• Hardware clock (real-time)	Yes	Yes	Yes
• retentive	Yes; Back-up duration typically 6 weeks	Yes; Back-up duration typically 6 weeks	Yes; Back-up duration typically 6 weeks
• synchronizable	Yes	Yes	Yes

Technical specifications (continued)

Article number	6AV2144-8GC10-0AA0 SIMATIC HMI TP700 COMFORT INOX	6AV2144-8JC10-0AA0 SIMATIC HMI TP900 COMFORT INOX	6AV2144-8MC10-0AA0 SIMATIC HMI TP1200 COMFORT INOX
Interfaces			
Number of industrial Ethernet interfaces	1; 2 ports (switch)	1; 2 ports (switch)	1; 2 ports (switch)
Number of RS 485 interfaces	1; RS 422 / 485 combined	1; RS 422 / 485 combined	1; RS 422 / 485 combined
Number of USB interfaces	2; USB 2.0	2; USB 2.0	2; USB 2.0
• USB Mini B	1; 5-pole	1; 5-pole	1; 5-pole
Number of SD card slots	2	2	2
Industrial Ethernet			
• Number of ports of the integrated switch	2	2	2
Protocols			
PROFINET	Yes	Yes	Yes
Supports protocol for PROFINET IO	Yes	Yes	Yes
IRT	Yes; As of WinCC V12	Yes; As of WinCC V12	Yes; As of WinCC V12
PROFIBUS	Yes	Yes	Yes
MPI	Yes	Yes	Yes
Redundancy mode			
Media redundancy			
- MRP	Yes; As of WinCC V12	Yes; As of WinCC V12	Yes; As of WinCC V12
Degree and class of protection			
IP (at the front)	IP66K	IP66K	IP66K
IP (rear)	IP20	IP20	IP20
NEMA (front)			
• Enclosure Type 4x at the front	Yes; indoor use only	Yes; indoor use only	Yes; indoor use only
Standards, approvals, certificates			
CE mark	Yes	Yes	Yes
cULus	Yes	Yes	Yes
FM approval	Yes		Yes
RCM (formerly C-TICK)	Yes		Yes
KC approval	Yes		Yes
EAC (formerly Gost-R)	Yes	Yes	Yes
Use in hazardous areas			
• ATEX Zone 2	Yes	Yes	Yes
• ATEX Zone 22	Yes	Yes	Yes
• IECEx Zone 2	Yes	Yes	Yes
• IECEx Zone 22	Yes	Yes	Yes
• cULus Class I Zone 1	No	No	No
• cULus Class I Zone 2, Division 2	Yes	Yes	Yes
• FM Class I Division 2	Yes	No	Yes
Marine approval			
• Germanischer Lloyd (GL)	No	No	No
• American Bureau of Shipping (ABS)	No	No	No
• Bureau Veritas (BV)	No	No	No
• Det Norske Veritas (DNV)	No	No	No
• Korean Register of Shipping (KRS)			No
• Lloyds Register of Shipping (LRS)	No	No	No
• Nippon Kaiji Kyokai (Class NK)	No	No	No
• Polski Rejestr Statkow (PRS)	No	No	No
Ambient conditions			
Ambient temperature during operation			
• Operation (vertical installation)			
- For vertical installation, min.	0 °C	0 °C	0 °C
- For vertical installation, max.	50 °C	50 °C	50 °C
Relative humidity			
• Operation, max.	90 %; no condensation	90 %; no condensation	80 %; no condensation

Operator panels

Advanced HMI – Panel-based
Comfort Panels

SIMATIC HMI Comfort Panels INOX and INOX PCT

Technical specifications (continued)

Article number	6AV2144-8GC10-0AA0	6AV2144-8JC10-0AA0	6AV2144-8MC10-0AA0
	SIMATIC HMI TP700 COMFORT INOX	SIMATIC HMI TP900 COMFORT INOX	SIMATIC HMI TP1200 COMFORT INOX
Configuration			
Configuration software			
• WinCC Comfort (TIA Portal)	Yes; from V11	Yes; from V11	Yes; from V11
Languages			
Online languages			
• Number of online/runtime languages	32	32	32
Functionality under WinCC (TIA Portal)			
Libraries	Yes	Yes	Yes
Applications/options			
• Web browser	Yes	Yes	Yes
• Pocket Word	Yes	Yes	Yes
• Pocket Excel	Yes	Yes	Yes
• PDF Viewer	Yes	Yes	Yes
• Media Player	Yes	Yes	Yes
• SIMATIC WinCC Sm@rtServer	Yes	Yes	Yes
• SIMATIC WinCC Audit	Yes	Yes	Yes
Number of Visual Basic Scripts	Yes	Yes	Yes
Task planner			
• time-controlled	Yes	Yes	Yes
• task-controlled	Yes	Yes	Yes
Message system			
• Bit messages			
- Number of bit messages	4 000	4 000	4 000
• Analog messages			
- Number of analog messages	200	200	200
• Message buffer			
- Number of entries	1 024	1 024	1 024
- Circulating buffer	Yes	Yes	Yes
- retentive	Yes	Yes	Yes
Recipe management			
• Number of recipes	300	300	300
• Size of internal recipe memory	2 Mbyte	2 Mbyte	2 Mbyte
• Recipe memory expandable	Yes	Yes	Yes
Variables			
• Number of variables per device	2 048	2 048	2 048
• Number of variables per screen	400	400	400
Images			
• Number of configurable images	500	500	500
Image objects			
• Number of objects per image	400	400	400
Archiving			
• Number of archives per device	50	50	50
Security			
• Number of user groups	50	50	50
• Number of users	50	50	50
• SIMATIC Logon	Yes	Yes	Yes
Logging through printer			
• Alarms	Yes	Yes	Yes
• Report (shift log)	Yes	Yes	Yes
• Hardcopy	Yes	Yes	Yes
• Electronic print to file	Yes; PDF, HTML	Yes; PDF, HTML	Yes; PDF, HTML
Transfer (upload/download)			
• MPI/PROFIBUS DP	Yes	Yes	Yes
• Ethernet	Yes	Yes	Yes

Technical specifications (continued)

Article number	6AV2144-8GC10-0AA0 SIMATIC HMI TP700 COMFORT INOX	6AV2144-8JC10-0AA0 SIMATIC HMI TP900 COMFORT INOX	6AV2144-8MC10-0AA0 SIMATIC HMI TP1200 COMFORT INOX
Process coupling			
• S7-1200	Yes	Yes	Yes
• S7-1500	Yes	Yes	Yes
• S7-200	Yes	Yes	Yes
• S7-300/400	Yes	Yes	Yes
• LOGO!	Yes	Yes	Yes
• WinAC	Yes	Yes	Yes
• SIMOTION	Yes	Yes	Yes
• Allen Bradley (EtherNet/IP)	Yes	Yes	Yes
• Allen Bradley (DF1)	Yes	Yes	Yes
• Mitsubishi (MC TCP/IP)	Yes	Yes	Yes
• Mitsubishi (FX)	Yes	Yes	Yes
• OMRON (FINS TCP)	No	No	No
• OMRON (LINK/Multilink)	Yes	Yes	Yes
• Modicon (Modbus TCP/IP)	Yes	Yes	Yes
• Modicon (Modbus)	Yes	Yes	Yes
• OPC UA Client	Yes	Yes	Yes
• OPC UA Server	Yes	Yes	Yes
Service tools/configuration aids			
• Backup/Restore manually	Yes	Yes	Yes
• Backup/Restore automatically	Yes	Yes	Yes
• Simulation	Yes	Yes	Yes
• Device switchover	Yes	Yes	Yes
Peripherals/Options			
Printer	Yes	Yes	Yes
SIMATIC HMI MM memory card: Multi Media Card	Yes; Up to 128 MB	Yes; Up to 128 MB	Yes; Up to 128 MB
SIMATIC HMI SD memory card: Secure Digital memory card	Yes; Up to 2 GB	Yes; Up to 2 GB	Yes; Up to 2 GB
USB memory	Yes	Yes	Yes
Network camera	Yes	Yes	Yes
Mechanics/material			
Enclosure material (front)			
• Plastic	No	No	No
• Aluminum	No	No	No
• Stainless steel	Yes	Yes	Yes
Dimensions			
Width of the housing front	214 mm	274 mm	330 mm
Height of housing front	158 mm	190 mm	241 mm
Mounting cutout, width	197 mm	250 mm	310 mm
Mounting cutout, height	141 mm	166 mm	221 mm
Overall depth	65 mm	65 mm	67 mm
Weights			
Weight without packaging	1.9 kg	2.5 kg	3.6 kg
Weight incl. packaging	2 kg	3.1 kg	4.2 kg

Operator panels

Advanced HMI – Panel-based
Comfort Panels

SIMATIC HMI Comfort Panels INOX and INOX PCT

Technical specifications (continued)

Article number	6AV2144-8GC20-0AA0 SIMATIC HMI TP700 Comfort INOX PCT	6AV2144-8JC20-0AA0 SIMATIC HMI TP900 COMFORT INOX PCT	6AV2144-8MC20-0AA0 SIMATIC HMI TP1200 COMFORT INOX PCT
General information			
Product type designation	TP700 Comfort INOX PCT	TP900 Comfort INOX PCT	TP1200 Comfort INOX PCT
Display			
Design of display	TFT	TFT	TFT
Screen diagonal	7 in	9 in	12.1 in
Number of colors	16 777 216	16 777 216	16 777 216
Resolution (pixels)			
• Horizontal image resolution	800 Pixel	800 Pixel	1 280 Pixel
• Vertical image resolution	480 Pixel	480 Pixel	800 Pixel
Backlighting			
• MTBF backlighting (at 25 °C)	80 000 h	80 000 h	80 000 h
• Backlight dimmable	Yes; 0-100 %	Yes; 0-100 %	Yes; 0-100 %
Control elements			
Keyboard fonts			
• Function keys			
- Number of function keys	0	0	0
Touch operation			
• Design as touch screen	Yes	Yes	Yes
• Design as multi-touch screen	No	No	No
• Monitor keyboard	Yes	Yes	Yes
Installation type/mounting			
Mounting in portrait format possible	No	Yes	Yes
Supply voltage			
Type of supply voltage	DC	DC	DC
Rated value (DC)	24 V	24 V	24 V
Memory			
Memory available for user data	12 Mbyte	12 Mbyte	12 Mbyte
Type of output			
Acoustics	Speaker	Speaker	Speaker
• Speaker	Yes	Yes	Yes
Time of day			
Clock			
• Hardware clock (real-time)	Yes	Yes	Yes
• retentive	Yes; Back-up duration typically 6 weeks	Yes; Back-up duration typically 6 weeks	Yes; Back-up duration typically 6 weeks
• synchronizable	Yes	Yes	Yes
Interfaces			
Number of industrial Ethernet interfaces	1; 2 ports (switch)	1; 2 ports (switch)	1; 2 ports (switch)
Number of RS 485 interfaces	1; RS 422 / 485 combined	1; RS 422 / 485 combined	1; RS 422 / 485 combined
Number of USB interfaces	2; USB 2.0	2; USB 2.0	2; USB 2.0
• USB Mini B	1; 5-pole	1; 5-pole	1; 5-pole
Number of SD card slots	2	2	2
Industrial Ethernet			
• Industrial Ethernet status LED	2	2	2
• Number of ports of the integrated switch	2	2	2
Protocols			
PROFINET	Yes	Yes	Yes
Supports protocol for PROFINET IO IRT	Yes; As of WinCC V15.1	Yes; As of WinCC V15	Yes; As of WinCC V15
PROFIBUS	Yes	Yes	Yes
MPI	Yes	Yes	Yes
Redundancy mode			
Media redundancy			
- MRP	Yes; As of WinCC V15.1	Yes; As of WinCC V15	Yes; As of WinCC V15

Technical specifications (continued)

Article number	6AV2144-8GC20-0AA0 SIMATIC HMI TP700 Comfort INOX PCT	6AV2144-8JC20-0AA0 SIMATIC HMI TP900 COMFORT INOX PCT	6AV2144-8MC20-0AA0 SIMATIC HMI TP1200 COMFORT INOX PCT
Degree and class of protection			
IP (at the front)	IP66 / IPx6K and IP69 / IPx9K	IP69K	IP69K
IP (rear)	IP20	IP20	IP20
NEMA (front)			NEMA 4, NEMA 12 (when installed)
• Enclosure Type 4x at the front		No	Yes
• Enclosure Type 12 at the front	No	No	Yes
Standards, approvals, certificates			
CE mark	Yes	Yes	Yes
cULus	No	No	Yes
RCM (formerly C-TICK)	No	Yes	Yes
KC approval	No	No	No
Use in hazardous areas			
• ATEX Zone 2	Yes	Yes	Yes
• ATEX Zone 22	Yes	Yes	Yes
• IECEx Zone 2	Yes	Yes	Yes
• IECEx Zone 22	Yes	Yes	Yes
• cULus Class I Zone 1	No	No	No
• cULus Class I Zone 2, Division 2	Yes	Yes	Yes
• cULus Class II Division 2	No	No	No
• FM Class I Division 2	No	No	No
• FM Class II Division 2	No	No	No
Ambient conditions			
Suited for indoor use	Yes	Yes	Yes
Suited for outdoor use	No	No	No
Ambient temperature during operation			
• Operation (vertical installation)	0 to +50 °C	0 to +50 °C	0 to +50 °C
- For vertical installation, min.	0 °C	0 °C	0 °C
- For vertical installation, max.	50 °C; (55 °C, see entry ID: 64847814)	50 °C; (55 °C, see entry ID: 64847814)	50 °C
Altitude during operation relating to sea level			
• Installation altitude above sea level, max.	2 000 m	2 000 m	2 000 m
Relative humidity			
• Operation, max.	90 %; no condensation	90 %; no condensation	90 %; no condensation
Configuration			
Configuration software			
• WinCC Comfort (TIA Portal)	Yes; From WinCC V15.1 HSP	Yes; As of WinCC V15	Yes; As of WinCC V15
Languages			
Online languages			
• Number of online/runtime languages	32	32	32
Functionality under WinCC (TIA Portal)			
Libraries	Yes	Yes	Yes
Applications/options		Internet Explorer, PDF/Word/Excel Viewer, Sm@rtService, Sm@rtAccess, ProAgent	Internet Explorer, PDF/Word/Excel Viewer, Sm@rtService, Sm@rtAccess, ProAgent
• Web browser	Yes	Yes	Yes
• Pocket Word	Yes; Viewer	Yes; Viewer	Yes; Viewer
• Pocket Excel	Yes; Viewer	Yes; Viewer	Yes; Viewer
• PDF Viewer	Yes	Yes	Yes
• Media Player	Yes	Yes	Yes
• SIMATIC WinCC Sm@rtServer	Yes	Yes	Yes
• SIMATIC WinCC Audit	Yes	Yes	Yes
Number of Visual Basic Scripts	Yes	Yes	Yes
Task planner	Yes	Yes	Yes
• time-controlled	Yes	Yes	Yes
• task-controlled	Yes	Yes	Yes

Operator panels

Advanced HMI – Panel-based
Comfort Panels

SIMATIC HMI Comfort Panels INOX and INOX PCT

Technical specifications (continued)

Article number	6AV2144-8GC20-0AA0 SIMATIC HMI TP700 Comfort INOX PCT	6AV2144-8JC20-0AA0 SIMATIC HMI TP900 COMFORT INOX PCT	6AV2144-8MC20-0AA0 SIMATIC HMI TP1200 COMFORT INOX PCT
Message system			
• Bit messages			
- Number of bit messages	4 000	4 000	4 000
• Analog messages			
- Number of analog messages	200	200	200
• Message buffer	Ring buffer (n x 1024 entries), retentive, maintenance-free	Ring buffer (n x 1024 entries), retentive, maintenance-free	Ring buffer (n x 1024 entries), retentive, maintenance-free
- Number of entries	1 024	1 024	1 024
- Circulating buffer	Yes	Yes	Yes
- retentive	Yes	Yes	Yes
Recipe management			
• Number of recipes	300	300	300
• Size of internal recipe memory	2 Mbyte	2 Mbyte	2 Mbyte
• Recipe memory expandable	Yes	Yes	Yes
Variables			
• Number of variables per device	2 048	2 048	2 048
• Number of variables per screen	400	400	400
Images			
• Number of configurable images	500	500	500
Archiving			
• Number of archives per device	50	50	50
Security			
• Number of user groups	50	50	50
• Number of users	50	50	50
• SIMATIC Logon	Yes	Yes	Yes
Logging through printer			
• Alarms	Yes	Yes	Yes
• Report (shift log)	Yes	Yes	Yes
• Hardcopy	Yes	Yes	Yes
• Electronic print to file	No	Yes; PDF, HTML	Yes; PDF, HTML
Transfer (upload/download)			
• MPI/PROFIBUS DP	Yes	Yes	Yes
• Ethernet	Yes	Yes	Yes
Process coupling			
• S7-1200	Yes	Yes	Yes
• S7-1500	Yes	Yes	Yes
• S7-200	Yes	Yes	Yes
• S7-300/400	Yes	Yes	Yes
• LOGO!	Yes	Yes	Yes
• WinAC	Yes	Yes	Yes
• SIMOTION	Yes	Yes	Yes
• Allen Bradley (EtherNet/IP)	Yes	Yes	Yes
• Allen Bradley (DF1)	Yes	Yes	Yes
• Mitsubishi (MC TCP/IP)	Yes	Yes	Yes
• Mitsubishi (FX)	Yes	Yes	Yes
• OMRON (FINS TCP)	No	No	No
• OMRON (LINK/Multilink)	Yes	Yes	Yes
• Modicon (Modbus TCP/IP)	Yes	Yes	Yes
• Modicon (Modbus)	Yes	Yes	Yes
• OPC UA Client	Yes	Yes	Yes
• OPC UA Server	Yes	Yes	Yes
Peripherals/Options			
Printer	Yes	Yes	Yes
SIMATIC HMI MM memory card: Multi Media Card	Yes; Up to 128 MB	Yes; Up to 128 MB	Yes; Up to 128 MB
SIMATIC HMI SD memory card: Secure Digital memory card	Yes; Up to 2 GB	Yes; Up to 2 GB	Yes; Up to 2 GB
USB memory	Yes	Yes	Yes
Network camera	Yes	Yes	Yes

Technical specifications (continued)

Article number	6AV2144-8GC20-0AA0 SIMATIC HMI TP700 Comfort INOX PCT	6AV2144-8JC20-0AA0 SIMATIC HMI TP900 COMFORT INOX PCT	6AV2144-8MC20-0AA0 SIMATIC HMI TP1200 COMFORT INOX PCT
Accessories			
Further accessories are available	Yes; Service Pack (seal, mounting clips, clamping frame, power supply connector)	Yes; Service Pack (seal, mounting clips, clamping frame, power supply connector)	Yes; Service Pack (seal, mounting clips, clamping frame, power supply connector)
Mechanics/material			
Enclosure material (front)			
• Plastic	No	No	No
• Aluminum	No	No	No
• Stainless steel	Yes	Yes	Yes
Dimensions			
Width of the housing front	214 mm	274 mm	330 mm
Height of housing front	158 mm	190 mm	241 mm
Mounting cutout, width	197 mm	251 mm	310 mm
Mounting cutout, height	141 mm	166 mm	221 mm
Overall depth	66 mm	66 mm	65 mm
Weights			
Weight without packaging	2 kg	2.9 kg	4.2 kg
Weight incl. packaging	2.3 kg	3.6 kg	4.9 kg

Article number	6AV2144-8MC10-0AC0 SIMATIC HMI TP1200 COMFORT INOX LF
General information	
Product type designation	TP1200 Comfort INOX LF
Display	
Design of display	TFT
Screen diagonal	12.1 in
Number of colors	16 777 216
Resolution (pixels)	
• Horizontal image resolution	1 280 Pixel
• Vertical image resolution	800 Pixel
Backlighting	
• MTBF backlighting (at 25 °C)	80 000 h
• Backlight dimmable	Yes; 0-100 %
Control elements	
Keyboard fonts	
• Function keys	
- Number of function keys	0
Touch operation	
• Design as touch screen	Yes
Installation type/mounting	
Mounting in portrait format possible	Yes
Supply voltage	
Type of supply voltage	DC
Rated value (DC)	24 V
Memory	
Memory available for user data	12 Mbyte
Type of output	
Acoustics	
• Speaker	Yes

Article number	6AV2144-8MC10-0AC0 SIMATIC HMI TP1200 COMFORT INOX LF
Time of day	
Clock	
• Hardware clock (real-time)	Yes
• retentive	Yes; Back-up duration typically 6 weeks
• synchronizable	Yes
Interfaces	
Number of industrial Ethernet interfaces	1; 2 ports (switch)
Number of RS 485 interfaces	1; RS 422 / 485 combined
Number of USB interfaces	2; USB 2.0
• USB Mini B	1; 5-pole
Number of SD card slots	2
Industrial Ethernet	
• Industrial Ethernet status LED	2
• Number of ports of the integrated switch	2
Protocols	
PROFINET	Yes
IRT	Yes; As of WinCC V12
PROFIBUS	Yes
MPI	Yes
Degree and class of protection	
IP (at the front)	IP66K
IP (rear)	IP20
NEMA (front)	
• Enclosure Type 4 at the front	No
• Enclosure Type 4x at the front	Yes; indoor use only

Operator panels

Advanced HMI – Panel-based
Comfort Panels

SIMATIC HMI Comfort Panels INOX and INOX PCT

Technical specifications (continued)

Article number	6AV2144-8MC10-0AC0 SIMATIC HMI TP1200 COMFORT INOX LF
Standards, approvals, certificates	
CE mark	Yes
cULus	Yes
FM approval	No
RCM (formerly C-TICK)	No
KC approval	No
EAC (formerly Gost-R)	Yes
Use in hazardous areas	
• ATEX Zone 2	Yes
• ATEX Zone 22	Yes
• IECEx Zone 2	Yes
• IECEx Zone 22	Yes
• cULus Class I Zone 1	No
• cULus Class I Zone 2, Division 2	Yes
• FM Class I Division 2	No
Marine approval	No
Ambient conditions	
Ambient temperature during operation	
• Operation (vertical installation)	
- For vertical installation, min.	0 °C
- For vertical installation, max.	50 °C
Relative humidity	
• Operation, max.	80 %; no condensation
Configuration	
Configuration software	
• WinCC Comfort (TIA Portal)	Yes; from V11
Languages	
Online languages	
• Number of online/runtime languages	32
Functionality under WinCC (TIA Portal)	
Libraries	Yes
Applications/options	
• Web browser	Yes
• Pocket Word	Yes
• Pocket Excel	Yes
• PDF Viewer	Yes
• Media Player	Yes
• SIMATIC WinCC Sm@rtServer	Yes
• SIMATIC WinCC Audit	Yes
Number of Visual Basic Scripts	Yes
Task planner	
• time-controlled	Yes
• task-controlled	Yes
Help system	
• Number of characters per info text	70
Message system	
• Bit messages	
- Number of bit messages	4 000
• Analog messages	
- Number of analog messages	200
• Message buffer	
- Number of entries	1 024
- Circulating buffer	Yes
- retentive	Yes
Recipe management	
• Number of recipes	300
• Size of internal recipe memory	2 Mbyte
• Recipe memory expandable	Yes

Article number	6AV2144-8MC10-0AC0 SIMATIC HMI TP1200 COMFORT INOX LF
Variables	
• Number of variables per device	2 048
• Number of variables per screen	400
Images	
• Number of configurable images	500
Archiving	
• Number of archives per device	50
Security	
• Number of user groups	50
• Number of users	50
• SIMATIC Logon	Yes
Logging through printer	
• Alarms	Yes
• Report (shift log)	Yes
• Hardcopy	Yes
• Electronic print to file	Yes; PDF, HTML
Transfer (upload/download)	
• MPI/PROFIBUS DP	Yes
• Ethernet	Yes
Process coupling	
• S7-1200	Yes
• S7-1500	Yes
• S7-200	Yes
• S7-300/400	Yes
• LOGO!	Yes
• WinAC	Yes
• SIMOTION	Yes
• Allen Bradley (EtherNet/IP)	Yes
• Allen Bradley (DF1)	Yes
• Mitsubishi (MC TCP/IP)	Yes
• Mitsubishi (FX)	Yes
• OMRON (FINS TCP)	No
• OMRON (LINK/Multilink)	Yes
• Modicon (Modbus TCP/IP)	Yes
• Modicon (Modbus)	Yes
• OPC UA Client	Yes
• OPC UA Server	Yes
Peripherals/Options	
Printer	Yes
SIMATIC HMI MM memory card: Multi Media Card	Yes; Up to 128 MB
SIMATIC HMI SD memory card: Secure Digital memory card	Yes; Up to 2 GB
USB memory	Yes
Network camera	Yes
Mechanics/material	
Enclosure material (front)	
• Plastic	No
• Aluminum	No
• Stainless steel	Yes
Dimensions	
Width of the housing front	330 mm
Height of housing front	269 mm
Mounting cutout, width	310 mm
Mounting cutout, height	248 mm
Overall depth	67 mm
Weights	
Weight without packaging	4.2 kg
Weight incl. packaging	4.9 kg

Ordering data	Article No.	Article No.
<p><i>SIMATIC HMI TP Comfort Panel INOX with analog-resistive touch and front film</i></p> <p>SIMATIC HMI TP700 Comfort Panel INOX</p> <p>With accessory pack consisting of: clamping frame, device seal, mounting clamps, connection terminal, as well as installation instructions.</p>	6AV2144-8GC10-0AA0	<p><i>Comfort Panels Large Front</i></p> <p>SIMATIC HMI TP1200 Comfort INOX LF</p> <p>12" widescreen TFT display with long stainless steel front, decorative membrane, IP66K degree of protection front, PROFINET interface, MPI/PROFIBUS DP interface, 12 MB configuration memory, Windows CE 6.0 (Microsoft support including safety updates set), configurable as from WinCC Comfort V11 or higher</p> <p><i>Accessories</i></p> <p>See "Operator Control and Monitoring Systems SIMATIC HMI" -> "Accessories"</p>
<p>SIMATIC HMI TP900 Comfort Panel INOX</p> <p>With accessory pack consisting of: clamping frame, device seal, mounting clamps, connection terminal, as well as installation instructions.</p>	6AV2144-8JC10-0AA0	
<p>SIMATIC HMI TP1200 Comfort Panel INOX</p> <p>With accessory pack consisting of: clamping frame, device seal, mounting clamps, connection terminal, as well as installation instructions.</p>	6AV2144-8MC10-0AA0	
<p><i>SIMATIC HMI TP Comfort Panel INOX PCT with projective-capacitive touch and front glass</i></p> <p>SIMATIC HMI TP700 Comfort Panel INOX PCT</p> <p>Stainless steel front, glass pane, capacitive touch, IP69K degree of protection front, 7" widescreen TFT display, PROFINET interface, MPI/PROFIBUS DP interface, 12 MB configuration memory, Windows CE 6.0, Windows CE 6.0, WinCC Comfort V15.1</p>	6AV2144-8GC20-0AA0	<p>The device seals can be replaced using the corresponding service packages from the accessories.</p> <p><u>Customer-specific modifications</u></p> <ul style="list-style-type: none"> • Customized design (logo, type designation and background color) • Protection against condensation and corrosive gases <p>More information is available on the Internet at: http://www.siemens.com/comfort-panels-inox</p>
<p>SIMATIC HMI TP900 Comfort Panel INOX PCT</p> <p>With accessory pack consisting of: clamping frame, device seal, mounting clamps, connection terminal, as well as installation instructions.</p>	6AV2144-8JC20-0AA0	
<p>SIMATIC HMI TP1200 Comfort Panel INOX PCT</p> <p>With accessory pack consisting of: clamping frame, device seal, mounting clamps, connection terminal, as well as installation instructions.</p>	6AV2144-8MC20-0AA0	

Operator panels

Advanced HMI – Panel-based

Mobile Panels

Overview

SIMATIC Mobile Panels

Mobile Panels 2nd Generation

The second generation of SIMATIC HMI Mobile Panels impresses with its convenience, performance and quality.

The highlights:

A brilliant widescreen display, particularly simple configuration and the unique illuminated EMERGENCY STOP button.

This series of devices offers Panels with 7", 9" and 10" displays, some of which are available with or without safety-related operator controls.

The Mobile Panels of the 2nd Generation are the successors to the SIMATIC HMI Mobile Panels x77 with cable connections.

- SIMATIC HMI KTP400F Mobile
- SIMATIC HMI KTP700 Mobile
- SIMATIC HMI KTP700F Mobile
- SIMATIC HMI KTP700F Mobile HW
- SIMATIC HMI KTP700F Mobile HW/OR
- SIMATIC HMI KTP900 Mobile
- SIMATIC HMI KTP900F Mobile
- SIMATIC HMI TP1000F Mobile

Mobile Panels for low-temperature environment

SIMATIC HMI KTP700F Mobile Arctic is designed for use in weather-protected areas with low ambient temperatures down to -28 °C.

For optimum operation even at low temperatures, a touch pen has been integrated in the front panel at the center underneath the display.

The operator panel has the same functionality as the SIMATIC HMI Mobile Panels 2nd Generation and is integrated in the "Totally Integrated Automation Portal" engineering framework.

<http://www.siemens.com/mobile-panels>

Overview



Mobile Panels 2nd Generation

- SIMATIC HMI KTP700F Mobile HW
- SIMATIC HMI KTP700F Mobile HW/OR
- SIMATIC HMI TP1000F Mobile
- SIMATIC HMI KTP400F Mobile
- SIMATIC HMI KTP700 Mobile
- SIMATIC HMI KTP700F Mobile
- SIMATIC HMI KTP900 Mobile
- SIMATIC HMI KTP900F Mobile

Technical specifications

Article number	6AV2125-2DB23-0AX0	6AV2125-2GB03-0AX0	6AV2125-2GB23-0AX0	6AV2125-2JB03-0AX0	6AV2125-2JB23-0AX0
	SIMATIC HMI KTP400F Mobile	SIMATIC HMI KTP700 Mobile	SIMATIC HMI KTP700F Mobile	SIMATIC HMI KTP900 Mobile	SIMATIC HMI KTP900F Mobile
General information					
Product type designation	KTP400F Mobile	KTP700 Mobile	KTP700F Mobile	KTP900 Mobile	KTP900F Mobile
Display					
Design of display	TFT	TFT widescreen display, LED backlighting			
Screen diagonal	4.3 in	7 in	7 in	9 in	9 in
Color display	Yes	Yes	Yes	Yes	Yes
Number of colors	16 777 216	16 777 216	16 777 216	16 777 216	16 777 216
Resolution (pixels)					
• Horizontal image resolution	480 Pixel	800 Pixel	800 Pixel	800 Pixel	800 Pixel
• Vertical image resolution	272 Pixel	480 Pixel	480 Pixel	480 Pixel	480 Pixel
Backlighting					
• MTBF backlighting (at 25 °C)	50 000 h	50 000 h	50 000 h	50 000 h	50 000 h
• Backlight dimmable	Yes; 0-100 %	Yes; 0-100 %	Yes; 0-100 %	Yes; 0-100 %	Yes; 0-100 %
Control elements					
Keyboard fonts					
• Function keys					
Touch operation					
• Design as touch screen	Yes	Yes	Yes	Yes	Yes
• Design as multi-touch screen	No	No	No	No	No

Operator panels

Advanced HMI – Panel-based
Mobile Panels

Mobile Panels 2nd Generation

Technical specifications (continued)

Article number	6AV2125-2DB23-0AX0 SIMATIC HMI KTP400F Mobile	6AV2125-2GB03-0AX0 SIMATIC HMI KTP700 Mobile	6AV2125-2GB23-0AX0 SIMATIC HMI KTP700F Mobile	6AV2125-2JB03-0AX0 SIMATIC HMI KTP900 Mobile	6AV2125-2JB23-0AX0 SIMATIC HMI KTP900F Mobile
Special operator controls					
• Stop button (forced blocking)	Yes	No	Yes	No	Yes
• Emergency stop button (illuminated and forced blocking)	Yes	No	Yes	No	Yes
• Acknowledgement button (3-stage)	Yes	No	Yes	No	Yes
• Key-operated switch	No	No	Yes	No	Yes
• Illuminated pushbutton	Yes	Yes	Yes	Yes	Yes
Camera					
• integrated camera	No	No	No	No	No
Expansions for operator control of the process					
• DP direct LEDs (LEDs as S7 output I/O) - F1...Fx	4	8	8	10	10
• Direct keys (keys as S7 input I/O) - F1...Fx	4	8	8	10	10
• Direct keys (touch buttons as S7 input I/O)	32	32	32	32	32
Supply voltage					
Type of supply voltage	DC	DC	DC	DC	DC
Rated value (DC)	24 V	24 V	24 V	24 V	24 V
Memory					
Memory available for user data	4 Mbyte	12 Mbyte	12 Mbyte	12 Mbyte	12 Mbyte
Time of day					
Clock					
• Hardware clock (real-time)	Yes	Yes	Yes	Yes	Yes
Interfaces					
Number of industrial Ethernet interfaces	1	1	1	1	1
Number of PROFINET interfaces	1	1	1	1	1
Number of RS 485 interfaces	0	0	0	0	0
Number of RS 422 interfaces	0	0	0	0	0
Number of RS 232 interfaces	0	0	0	0	0
Number of USB interfaces	1; USB 2.0	1; USB 2.0	1; USB 2.0	1; USB 2.0	1; USB 2.0
Number of 20 mA interfaces (TTY)	0	0	0	0	0
Number of parallel interfaces	0	0	0	0	0
Number of other interfaces	0	0	0	0	0
Number of wireless interfaces	0	0	0	0	0
Number of SD card slots	0	1	1	1	1
With software interfaces	No	No	No	No	No

Technical specifications (continued)

Article number	6AV2125-2DB23-0AX0 SIMATIC HMI KTP400F Mobile	6AV2125-2GB03-0AX0 SIMATIC HMI KTP700 Mobile	6AV2125-2GB23-0AX0 SIMATIC HMI KTP700F Mobile	6AV2125-2JB03-0AX0 SIMATIC HMI KTP900 Mobile	6AV2125-2JB23-0AX0 SIMATIC HMI KTP900F Mobile
Protocols					
PROFINET	Yes	Yes	Yes	Yes	Yes
PROFIsafe	Yes	No	Yes	No	Yes
PROFIBUS	No	No	No	No	No
Protocols (Ethernet)					
• TCP/IP	Yes	Yes	Yes	Yes	Yes
• DHCP	Yes	Yes	Yes	Yes	Yes
• SNMP	Yes	Yes	Yes	Yes	Yes
• DCP	Yes	Yes	Yes	Yes	Yes
• LLDP	Yes	Yes	Yes	Yes	Yes
WEB characteristics					
• HTTP	Yes	Yes	Yes	Yes	Yes
• HTTPS	Yes	Yes	Yes	Yes	Yes
• HTML	Yes	Yes	Yes	Yes	Yes
• XML	No	No	No	No	No
• CSS	Yes	Yes	Yes	Yes	Yes
• Active X	No	No	No	No	No
• JavaScript	Yes	Yes	Yes	Yes	Yes
• Java VM	No	No	No	No	No
Further protocols					
• EtherNet/IP	Yes	Yes	Yes	Yes	Yes
• MODBUS	Yes	Yes	Yes	Yes	Yes
Communication functions					
Wireless communication					
• supported standards					
- Radio standard WLAN 802.11	No	No	No	No	No
- Bluetooth radio standard	No	No	No	No	No
Degree and class of protection					
IP65 (all-round)	Yes	Yes	Yes	Yes	Yes
Standards, approvals, certificates					
CE mark	Yes	Yes	Yes	Yes	Yes
cULus	Yes	Yes	Yes	Yes	Yes
RCM (formerly C-TICK)	Yes	Yes	Yes	Yes	Yes
KC approval	No; Available soon	No; Available soon	No; Available soon	No; Available soon	No; Available soon
Suitable for safety functions	Yes	No	Yes	No	Yes
Marine approval	Yes	Yes	Yes	Yes	Yes
Highest safety class achievable in safety mode					
• Performance level according to ISO 13849-1	PLe	none	PLe	none	PLe
• SIL acc. to IEC 61508	SIL 3	No	SIL 3	No	SIL 3
Use in hazardous areas					
• ATEX Zone 2	No	No	No	No	No
• ATEX Zone 22	No	No	No	No	No
• IECEx Zone 2	No	No	No	No	No
• IECEx Zone 22	No	No	No	No	No
• cULus Class I Zone 1	No	No	No	No	No
• cULus Class I Zone 2, Division 2	No	No	No	No	No
• FM Class I Division 2	No	No	No	No	No

Operator panels

Advanced HMI – Panel-based
Mobile Panels

Mobile Panels 2nd Generation

Technical specifications (continued)

Article number	6AV2125-2DB23-0AX0 SIMATIC HMI KTP400F Mobile	6AV2125-2GB03-0AX0 SIMATIC HMI KTP700 Mobile	6AV2125-2GB23-0AX0 SIMATIC HMI KTP700F Mobile	6AV2125-2JB03-0AX0 SIMATIC HMI KTP900 Mobile	6AV2125-2JB23-0AX0 SIMATIC HMI KTP900F Mobile
Ambient conditions					
Free fall					
• Fall height, max.	1.2 m	1.2 m	1.2 m	1.2 m	1.2 m
Ambient temperature during operation					
• min.	0 °C	0 °C	0 °C	0 °C	0 °C
• max.	45 °C	45 °C	45 °C	45 °C	45 °C
Relative humidity					
• Operation, max.	90 %	90 %	90 %	90 %	90 %
Languages					
Online languages					
• Number of online/runtime languages	32	32	32	32	32
Project languages					
• Languages per project	32	32	32	32	32
Functionality under WinCC (TIA Portal)					
Libraries	Yes	Yes	Yes	Yes	Yes
Applications/options					
• Web browser	Yes	Yes	Yes	Yes	Yes
• Pocket Word	No	No	No	No	No
• Pocket Excel	No	No	No	No	No
• PDF Viewer	Yes	Yes	Yes	Yes	Yes
• Media Player	No	No	No	No	No
• SIMATIC WinCC Sm@rtServer	Yes	Yes	Yes	Yes	Yes
• SIMATIC WinCC Audit	Yes	Yes	Yes	Yes	Yes
Number of Visual Basic Scripts	Yes	Yes	Yes	Yes	Yes
Task planner					
• time-controlled	Yes	Yes	Yes	Yes	Yes
• task-controlled	Yes	Yes	Yes	Yes	Yes
Help system					
• Number of characters per info text	500	500	500	500	500
Multiproject					
• Number of projects (internal)	0	0	0	0	0
• Number of projects (external)	0	0	0	0	0
Message system					
• Bit messages					
- Number of bit messages	4 000	4 000	4 000	4 000	4 000
• Analog messages					
- Number of analog messages	200	200	200	200	200
• Message buffer					
- Number of entries	1 024	1 024	1 024	1 024	1 024
- Circulating buffer	Yes	Yes	Yes	Yes	Yes
- retentive	Yes	Yes	Yes	Yes	Yes
Recipe management					
• Number of recipes	300	300	300	300	300
• Size of internal recipe memory	2 Mbyte	2 Mbyte	2 Mbyte	2 Mbyte	2 Mbyte
• Recipe memory expandable	Yes	Yes	Yes	Yes	Yes

Technical specifications (continued)

Article number	6AV2125-2DB23-0AX0 SIMATIC HMI KTP400F Mobile	6AV2125-2GB03-0AX0 SIMATIC HMI KTP700 Mobile	6AV2125-2GB23-0AX0 SIMATIC HMI KTP700F Mobile	6AV2125-2JB03-0AX0 SIMATIC HMI KTP900 Mobile	6AV2125-2JB23-0AX0 SIMATIC HMI KTP900F Mobile
Variables					
• Number of variables per device	2 048	2 048	2 048	2 048	2 048
• Number of variables per screen	50	400	400	400	400
Images					
• Number of configurable images	500	500	500	500	500
Archiving					
• Number of archives per device	50	50	50	50	50
• Number of entries per archive	20 000	20 000	20 000	20 000	20 000
Security					
• Number of user groups	50	50	50	50	50
• Number of users	50	50	50	50	50
• SIMATIC Logon	Yes	Yes	Yes	Yes	Yes
Process coupling					
• S7-1200	Yes	Yes	Yes	Yes	Yes
• S7-1500	Yes	Yes	Yes	Yes	Yes
• S7-200	Yes	Yes	Yes	Yes	Yes
• S7-300/400	Yes	Yes	Yes	Yes	Yes
• LOGO!	Yes	Yes	Yes	Yes	Yes
• WinAC	Yes; WinAC RTX	Yes; WinAC RTX	Yes; WinAC RTX	Yes; WinAC RTX	Yes; WinAC RTX
• SIMOTION	Yes	Yes	Yes	Yes	Yes
Peripherals/Options					
SIMATIC HMI MM memory card: Multi Media Card	No	Yes	Yes	Yes	Yes
SIMATIC HMI SD memory card: Secure Digital memory card	No	Yes	Yes	Yes	Yes
USB memory	Yes	Yes	Yes	Yes	Yes
Mechanics/material					
Enclosure material (front)					
• Plastic	Yes	Yes	Yes	Yes	Yes
• Aluminum	No	No	No	No	No
• Stainless steel	No	No	No	No	No
Dimensions					
Width of the housing front	194 mm	248.4 mm	248.4 mm	307.5 mm	307.5 mm
Height of housing front	166 mm	171.7 mm	194.9 mm	200.9 mm	223.5 mm
Weights					
Weight (without packaging)	0.7 kg	1.2 kg	1.3 kg	1.5 kg	1.6 kg
Weight incl. packaging	0.95 kg	1.3 kg	1.4 kg	1.6 kg	1.7 kg

Operator panels

Advanced HMI – Panel-based
Mobile Panels

Mobile Panels 2nd Generation

Technical specifications (continued)

Article number	6AV2145-8GB00-0AA0	6AV2145-8GB01-0AA0	6AV2145-6KB20-0AS0
	SIMATIC HMI KTP700F Mobile HW	SIMATIC HMI KTP700F Mobile HW/OR	SIMATIC HMI TP1000F Mobile
General information			
Product type designation	SIMATIC HMI KTP700F Mobile HW	SIMATIC HMI KTP700F Mobile HW/ OR	TP1000F Mobile
Display			
Design of display	TFT widescreen display, LED backlighting	TFT widescreen display, LED backlighting	TFT widescreen display, LED backlighting
Screen diagonal	7 in	7 in	10.1 in
Number of colors	16 000 000	16 000 000	16 777 216
Resolution (pixels)			
• Horizontal image resolution	800 Pixel	800 Pixel	1 280 Pixel
• Vertical image resolution	480 Pixel	480 Pixel	800 Pixel
Backlighting			
• MTBF backlighting (at 25 °C)	50 000 h	50 000 h	50 000 h
• Backlight dimmable	Yes; 0-100 %	Yes; 0-100 %	Yes; 0-100 %
Control elements			
Keyboard fonts			
• Function keys			
- Number of function keys	6	6	0
Touch operation			
• Design as touch screen	Yes	Yes	Yes
• Design as multi-touch screen	No	No	No
Special operator controls			
• Stop button (forced blocking)	Yes	Yes	Yes
• Emergency stop button (illuminated and forced blocking)	Yes	Yes	Yes
• Acknowledgement button (3-stage)	Yes	Yes	Yes
• Key-operated switch	Yes	Yes	Yes
• Illuminated pushbutton	Yes	Yes	Yes
• Handwheel	Yes	Yes	No
Camera			
• integrated camera	No	No	No
Expansions for operator control of the process			
• DP direct LEDs (LEDs as S7 output I/O)			
- F1...Fx	6	6	0
• Direct keys (keys as S7 input I/O)			
- F1...Fx	6	6	0
• Direct keys (touch buttons as S7 input I/O)	32	32	0
Supply voltage			
Type of supply voltage	DC	DC	DC
Rated value (DC)	24 V	24 V	24 V
Memory			
Memory available for user data	12 Mbyte	12 Mbyte	12 Mbyte
Time of day			
Clock			
• Hardware clock (real-time)	Yes	Yes	Yes
Interfaces			
Number of industrial Ethernet interfaces	1	1	1
Number of PROFINET interfaces	1	1	1
Number of RS 485 interfaces	0	0	0
Number of RS 422 interfaces	0	0	0
Number of RS 232 interfaces	0	0	0
Number of USB interfaces	1; USB 2.0	1; USB 2.0	1; USB 2.0
Number of wireless interfaces	0	0	0
Number of SD card slots	1	1	1

Technical specifications (continued)

Article number	6AV2145-8GB00-0AA0 SIMATIC HMI KTP700F Mobile HW	6AV2145-8GB01-0AA0 SIMATIC HMI KTP700F Mobile HW/OR	6AV2145-6KB20-0AS0 SIMATIC HMI TP1000F Mobile
Protocols			
PROFINET	Yes	Yes	Yes
PROFIsafe	Yes	Yes	Yes
PROFIBUS	No	No	No
Protocols (Ethernet)			
• TCP/IP	Yes	Yes	Yes
• DHCP	Yes	Yes	Yes
• SNMP	Yes	Yes	Yes
• DCP	Yes	Yes	Yes
• LLDP	Yes	Yes	Yes
WEB characteristics			
• HTTP	Yes	Yes	Yes
• HTTPS	Yes	Yes	Yes
• HTML	Yes	Yes	Yes
• XML	No	No	No
• CSS	Yes	Yes	Yes
• Active X	No	No	No
• JavaScript	Yes	Yes	Yes
• Java VM	No	No	No
Further protocols			
• EtherNet/IP	Yes	Yes	Yes
• MODBUS	Yes	Yes	Yes
Communication functions			
Wireless communication			
• supported standards			
- Radio standard WLAN 802.11	No	No	No
- Bluetooth radio standard	No	No	No
Degree and class of protection			
IP65 (all-round)	Yes	Yes	Yes
Standards, approvals, certificates			
CE mark	Yes	Yes	Yes
UL approval	Yes	Yes	
cULus	Yes	Yes	Yes
FM approval	No	No	
RCM (formerly C-TICK)	Yes	Yes	Yes
KC approval	No	No	No
EAC (formerly Gost-R)	Yes	Yes	
Suitable for safety functions	Yes	Yes	Yes
Marine approval	No	No	No
Highest safety class achievable in safety mode			
• Performance level according to ISO 13849-1	PLe	PLe	PLe
• SIL acc. to IEC 61508	SIL 3	SIL 3	SIL 3
Use in hazardous areas			
• ATEX Zone 2	No	No	No
• ATEX Zone 22	No	No	No
• IECEx Zone 2	No	No	No
• IECEx Zone 22	No	No	No
• cULus Class I Zone 1	No	No	No
• cULus Class I Zone 2, Division 2	No	No	No
• cULus Class II Division 2	No	No	
• FM Class I Division 2	No	No	No
• FM Class II Division 2	No	No	

Operator panels

Advanced HMI – Panel-based
Mobile Panels

Mobile Panels 2nd Generation

Technical specifications (continued)

Article number	6AV2145-8GB00-0AA0 SIMATIC HMI KTP700F Mobile HW	6AV2145-8GB01-0AA0 SIMATIC HMI KTP700F Mobile HW/OR	6AV2145-6KB20-0AS0 SIMATIC HMI TP1000F Mobile
Ambient conditions			
Free fall			
• Fall height, max.	1.2 m	1.2 m	1.2 m
Ambient temperature during operation			
• min.	0 °C	0 °C	0 °C
• max.	45 °C	45 °C	45 °C
Relative humidity			
• Operation, max.	90 %	90 %	90 %
Languages			
Online languages			
• Number of online/runtime languages	32	32	32
Functionality under WinCC (TIA Portal)			
Applications/options			
• Web browser	Yes	Yes	Yes
• Pocket Word	No	No	No
• Pocket Excel	No	No	No
• PDF Viewer	Yes	Yes	Yes
• Media Player	No	No	No
• SIMATIC WinCC Sm@rtServer	Yes	Yes	Yes
• SIMATIC WinCC Audit	Yes	Yes	Yes
Number of Visual Basic Scripts	Yes	Yes	Yes
Task planner			
• time-controlled	Yes	Yes	Yes
• task-controlled	Yes	Yes	Yes
Multiproject			
• Number of projects (internal)	0	0	0
• Number of projects (external)	0	0	0
Message system			
• Bit messages			
- Number of bit messages	4 000	4 000	4 000
• Analog messages			
- Number of analog messages	200	200	200
• Message buffer			
- Number of entries	1 024	1 024	1 024
- Circulating buffer	Yes	Yes	Yes
- retentive	Yes	Yes	Yes
Recipe management			
• Number of recipes	300	300	300
• Size of internal recipe memory	2 Mbyte	2 Mbyte	2 Mbyte
• Recipe memory expandable	Yes	Yes	Yes
Variables			
• Number of variables per device	2 048	2 048	2 048
• Number of variables per screen	400	400	400
Images			
• Number of configurable images	500	500	500
Archiving			
• Number of archives per device	50	50	50
• Number of entries per archive	20 000	20 000	20 000
Security			
• Number of user groups	50	50	50
• Number of users	50	50	50
• SIMATIC Logon	Yes	Yes	Yes

Technical specifications (continued)

Article number	6AV2145-8GB00-0AA0 SIMATIC HMI KTP700F Mobile HW	6AV2145-8GB01-0AA0 SIMATIC HMI KTP700F Mobile HW/OR	6AV2145-6KB20-0AS0 SIMATIC HMI TP1000F Mobile
Process coupling			
• S7-1200	Yes	Yes	Yes
• S7-1500	Yes	Yes	Yes
• S7-200	Yes	Yes	Yes
• S7-300/400	Yes	Yes	Yes
• LOGO!	Yes	Yes	Yes
• WinAC	No	No	Yes; WinAC RTX
• SIMOTION	Yes	Yes	Yes
Peripherals/Options			
SIMATIC HMI MM memory card: Multi Media Card	Yes	Yes	Yes
SIMATIC HMI SD memory card: Secure Digital memory card	Yes	Yes	Yes
USB memory	Yes	Yes	Yes
Mechanics/material			
Enclosure material (front)			
• Plastic	Yes	Yes	Yes
• Aluminum	No	No	No
• Stainless steel	No	No	No
Dimensions			
Width of the housing front			307.5 mm
Height of housing front			223.5 mm
Weights			
Weight (without packaging)	1.48 kg	1.48 kg	1.6 kg
Weight incl. packaging	1.8 kg	1.8 kg	1.7 kg

Operator panels

Advanced HMI – Panel-based
Mobile Panels

Mobile Panels 2nd Generation

Ordering data

Article No.

SIMATIC Mobile Panels for 2nd Generation ¹⁾

SIMATIC HMI KTP700F Mobile HW

7.0" TFT display, 800 x 480 pixels, 16 million colors, key and touch operation, 6 function keys, 2 illuminated pushbuttons, 1x PROFINET/Industrial Ethernet interface, 1x Multimedia card, 1x USB, key-operated switch, acknowledgment button, emergency stop button, handwheel, configurable as from WinCC Comfort V15

6AV2145-8GB00-0AA0

SIMATIC HMI KTP700F Mobile HW/OR

7.0" TFT display, 800 x 480 pixels, 16 million colors, key and touch operation, 6 function keys, 2 illuminated pushbuttons, 1x PROFINET/Industrial Ethernet interface, 1x Multimedia card, 1x USB, key-operated switch, acknowledgment button, emergency stop button, handwheel and override, configurable as from WinCC Comfort V15

6AV2145-8GB01-0AA0

SIMATIC HMI TP1000F Mobile

10.0" TFT display, 1 280 x 800 pixels, 16 million colors, touch operation, touch pen, 1x PROFINET/Industrial Ethernet interface, 1x Multimedia card, 1x USB, key-operated switch, acknowledgment button, emergency stop button, configurable as from WinCC Comfort V14

6AV2145-6KB20-0AS0

KTP400F Mobile

6AV2125-2DB23-0AX0

KTP700 Mobile

6AV2125-2GB03-0AX0

KTP700F Mobile

6AV2125-2GB23-0AX0

KTP900 Mobile

6AV2125-2JB03-0AX0

KTP900F Mobile

6AV2125-2JB23-0AX0

Starter kit Mobile Panel

Consisting of:
1x KTP700F Mobile,
1x connection box standard,
1x connecting cable 2 m,
1x wall bracket,
1x WinCC Comfort (TIA Portal)

6AV2133-5GA00-0AA0

Accessories

Connecting cable and accessories for Mobile Panels

See "Operator Control and Monitoring Systems SIMATIC HMI" -> "Accessories"

More information

More information is available on the Internet at:

<http://www.siemens.com/mobile-panels>

Note:

Do you need a specific modification or extension to the products described here? Then look up "Customized products", where you will find information about additional and generally available sector-specific products, as well as options for customer-specific modifications and adaptations.

Overview

SIMATIC HMI KTP700F Mobile Arctic

The operator panel with glass touch screen is designed for use in weather-protected areas with low ambient temperatures, e.g. in cooling technology.

It has the same functionality as the SIMATIC HMI Mobile Panels 2nd Generation and is configured exclusively with the innovative HMI software WinCC.

The engineering software is integrated into the "Totally Integrated Automation Portal" engineering framework.

WinCC (TIA Portal) as of V15.1 is required to configure the device.

Technical specifications

Article number	6AV2145-6GB06-0AA0 SIMATIC HMI KTP700F Mobile Arctic
General information	
Product type designation	KTP700F Mobile Arctic
Display	
Design of display	TFT, bonded, daylight-readable
Screen diagonal	7 in
Number of colors	16 000 000
Resolution (pixels)	
• Horizontal image resolution	800 Pixel
• Vertical image resolution	480 Pixel
Backlighting	
• MTBF backlighting (at 25 °C)	50 000 h
• Backlight dimmable	Yes; 0-100 %
Control elements	
Keyboard fonts	
• Function keys	
- Number of function keys	8
Touch operation	
• Design as touch screen	Yes
• Design as multi-touch screen	No
Special operator controls	
• Stop button (forced blocking)	Yes
• Emergency stop button (illuminated and forced blocking)	Yes
• Acknowledgement button (3-stage)	Yes
• Key-operated switch	Yes
• Illuminated pushbutton	Yes
Camera	
• integrated camera	No
Expansions for operator control of the process	
• DP direct LEDs (LEDs as S7 output I/O)	
- F1...Fx	8
• Direct keys (keys as S7 input I/O)	
- F1...Fx	8
• Direct keys (touch buttons as S7 input I/O)	32

Article number	6AV2145-6GB06-0AA0 SIMATIC HMI KTP700F Mobile Arctic
Supply voltage	
Type of supply voltage	DC
Rated value (DC)	24 V
Memory	
Memory available for user data	12 Mbyte
Time of day	
Clock	
• Hardware clock (real-time)	Yes
Interfaces	
Number of industrial Ethernet interfaces	1
Number of PROFINET interfaces	1
Number of RS 485 interfaces	0
Number of RS 422 interfaces	0
Number of RS 232 interfaces	0
Number of USB interfaces	1; USB 2.0
Number of wireless interfaces	0
Number of SD card slots	1
Protocols	
PROFINET	Yes
PROFIsafe	Yes
PROFIBUS	No
Protocols (Ethernet)	
• TCP/IP	Yes
• DHCP	Yes
• SNMP	Yes
• DCP	Yes
• LLDP	Yes
WEB characteristics	
• HTTP	Yes
• HTTPS	Yes
• HTML	Yes
• XML	No
• CSS	Yes
• Active X	No
• JavaScript	Yes
• Java VM	No
Further protocols	
• EtherNet/IP	Yes
• MODBUS	Yes

Operator panels

Advanced HMI – Panel-based

Mobile Panels for low-temperature environment

SIMATIC HMI KTP700F Mobile Arctic

Technical specifications (continued)

Article number	6AV2145-6GB06-0AA0 SIMATIC HMI KTP700F Mobile Arctic
Communication functions	
Wireless communication	
<ul style="list-style-type: none"> supported standards 	
- Radio standard WLAN 802.11	No
- Bluetooth radio standard	No
Degree and class of protection	
IP65 (all-round)	Yes
Standards, approvals, certificates	
CE mark	Yes
cULus	Yes
FM approval	No
RCM (formerly C-TICK)	Yes
KC approval	No
Suitable for safety functions	Yes
Marine approval	No
Highest safety class achievable in safety mode	
<ul style="list-style-type: none"> Performance level according to ISO 13849-1 	PLe
<ul style="list-style-type: none"> SIL acc. to IEC 61508 	SIL 3
Use in hazardous areas	
<ul style="list-style-type: none"> ATEX Zone 2 ATEX Zone 22 IECEX Zone 2 IECEX Zone 22 cULus Class I Zone 1 cULus Class I Zone 2, Division 2 cULus Class II Division 2 FM Class I Division 2 FM Class II Division 2 	No
Ambient conditions	
Free fall	
<ul style="list-style-type: none"> Fall height, max. 	1.2 m
Ambient temperature during operation	
<ul style="list-style-type: none"> min. max. 	-28 °C 45 °C
Relative humidity	
<ul style="list-style-type: none"> Operation, max. 	90 %; no condensation
Languages	
Online languages	
<ul style="list-style-type: none"> Number of online/runtime languages 	32
Functionality under WinCC (TIA Portal)	
Libraries	Yes
Applications/options	
<ul style="list-style-type: none"> Web browser Pocket Word Pocket Excel PDF Viewer Media Player SIMATIC WinCC Sm@rtServer SIMATIC WinCC Audit 	Yes No No Yes No Yes Yes
Number of Visual Basic Scripts	Yes
Task planner	
<ul style="list-style-type: none"> time-controlled task-controlled 	Yes Yes

Article number	6AV2145-6GB06-0AA0 SIMATIC HMI KTP700F Mobile Arctic
Multiproject	
<ul style="list-style-type: none"> Number of projects (internal) Number of projects (external) 	0 0
Message system	
<ul style="list-style-type: none"> Bit messages Number of bit messages Analog messages Number of analog messages Message buffer Number of entries Circulating buffer retentive 	4 000 200 1 024 Yes Yes
Recipe management	
<ul style="list-style-type: none"> Number of recipes Size of internal recipe memory Recipe memory expandable 	300 2 Mbyte Yes
Variables	
<ul style="list-style-type: none"> Number of variables per device Number of variables per screen 	2 048 400
Images	
<ul style="list-style-type: none"> Number of configurable images 	500
Archiving	
<ul style="list-style-type: none"> Number of archives per device Number of entries per archive 	50 20 000
Security	
<ul style="list-style-type: none"> Number of user groups Number of users SIMATIC Logon 	50 50 Yes
Process coupling	
<ul style="list-style-type: none"> S7-1200 S7-1500 S7-200 S7-300/400 LOGO! WinAC SIMOTION 	Yes Yes Yes Yes Yes Yes; WinAC RTX Yes
Peripherals/Options	
Printer	Yes
<ul style="list-style-type: none"> SIMATIC HMI MM memory card: Multi Media Card SIMATIC HMI SD memory card: Secure Digital memory card USB memory 	Yes Yes Yes
Mechanics/material	
Enclosure material (front)	
<ul style="list-style-type: none"> Plastic Aluminum Stainless steel 	Yes No No
Dimensions	
Width of the housing front	307.5 mm
Height of housing front	223.5 mm
Weights	
Weight (without packaging)	1.4 kg
Weight incl. packaging	1.6 kg

Operator panels

Advanced HMI – Panel-based

Mobile Panels for low-temperature environment

SIMATIC HMI KTP700F Mobile Arctic

Ordering data

Article No.

SIMATIC HMI KTP700F Mobile Arctic

Extended operating temperature range,
7.0" TFT display,
800 x 480 pixels, 16 million colors,
key and touch operation,
8 function keys,
1x PROFINET/Industrial Ethernet interface,
1x Multimedia card, 1x USB,
1x touch pen, key-operated switch,
acknowledgment button,
EMERGENCY STOP button,
configurable as of
WinCC Comfort V15.1

6AV2145-6GB06-0AA0

Accessories

Connection boxes Compact and Advanced

see System components
for Mobile Panels

Connecting cable

Connecting cable KTP Mobile

More information

You can find more information on the Internet at:

<http://www.siemens.com/mobile-panels>

Customized modification options

Do you need a specific modification or option for the products described here? Then look up "Customized products", where you will find information about additional sector-specific products that can be ordered as well as about options for customer-specific modification and adaptation.

Operator panels

Advanced HMI – Panel-based

System components for Mobile Panels

Connection box for Mobile Panels (2nd Generation)

Overview



Mobile Panels with emergency stop buttons can be wired into the emergency stop circuit of a machine or plant by means of the connection boxes.

Pressing the emergency stop button on the Mobile Panel activates the emergency stop function.

The emergency stop button on the Mobile Panel supplements, but does not replace, the emergency stop equipment permanently installed on the machine.

Technical specifications

Article number	6AV2125-2AE03-0AX0 SIMATIC HMI Connection Box Compact	6AV2125-2AE13-0AX0 SIMATIC HMI Connection Box Standard	6AV2125-2AE23-0AX0 SIMATIC HMI Connection Box Advanced
General information			
Product type designation	Compact	Standard	Advanced
Product function			
• Web-based management	No	Yes	Yes
FH technology			
Safety evaluation through direct wiring			
• Reconnection without emergency stop circuit interruption	No	No	Yes
• Reconnection with emergency stop circuit interruption	Yes	Yes	No
• Monitoring the STOP button	Yes	Yes	Yes
• Monitoring of emergency stop button	Yes	Yes	Yes
• Monitoring of acknowledgement button	Yes	Yes	Yes
Safety evaluation via PROFIsafe			
• Reconnection without emergency stop circuit interruption	Yes	Yes	Yes
• Reconnection with emergency stop circuit interruption	No	No	No
• Monitoring the STOP button	Yes	Yes	Yes
• Monitoring of emergency stop button	Yes	Yes	Yes
• Monitoring of acknowledgement button	Yes	Yes	Yes
Installation type/mounting			
Wall mounting/direct mounting	No	Yes	Yes
Control cabinet installation	Yes	No	No
Supply voltage			
Type of supply voltage	DC	DC	DC
Rated value (DC)	24 V	24 V	24 V
permissible range, lower limit (DC)	19.2 V	19.2 V	19.2 V
permissible range, upper limit (DC)	28.8 V	28.8 V	28.8 V
Input current			
Current consumption (rated value)	18 mA	96 mA	95 mA
Starting current inrush I _t	0.003 A ² ·s	0.15 A ² ·s	0.16 A ² ·s
Power			
Active power input, typ.	0.43 W	2.3 W	2.3 W
Interfaces			
Number of industrial Ethernet interfaces	2	3	3

Technical specifications (continued)

Article number	6AV2125-2AE03-0AX0 SIMATIC HMI Connection Box Compact	6AV2125-2AE13-0AX0 SIMATIC HMI Connection Box Standard	6AV2125-2AE23-0AX0 SIMATIC HMI Connection Box Advanced
Number of PROFINET interfaces	2	3	3
Connection point identification	Yes	Yes	Yes
Industrial Ethernet			
• Industrial Ethernet status LED	0	3	3
Protocols			
PROFINET	Yes; No switch functionality	Yes	Yes
IRT	No	No	Yes
PROFIsafe	Yes; No switch functionality	Yes	Yes
AS-Interface	No	No	No
EIB/KNX	No	No	No
Protocols (Ethernet)			
• TCP/IP	Yes; No switch functionality	Yes	Yes
• DHCP	No	Yes	Yes
• SNMP	No	Yes	Yes
• DCP	No	Yes	Yes
• LLDP	No	Yes	Yes
Redundancy mode			
Media redundancy			
- MRP	No	No	Yes
Further protocols			
• AS-Interface Safety at Work	No	No	No
• CAN	No	No	No
• Data-Highway	No	No	No
• DeviceNet	No	No	No
• DeviceNet Safety	No	No	No
• EtherNet/IP	Yes	Yes	Yes
• Foundation Fieldbus	No	No	No
• INTERBUS	No	No	No
• INTERBUS-Safety	No	No	No
• Local Operating Network	No	No	No
• MODBUS	Yes	Yes	Yes
• SafetyBUS p	No	No	No
• SERCOS	No	No	No
• SUCOnet	No	No	No
• other bus systems	No	No	No
EMC			
Emission of radio interference acc. to EN 55 011			
• Limit class A, for use in industrial areas	Yes; EN 61000-6-4, interference emission: Intended for use in industrial areas.	No	No
• Limit class B, for use in residential areas	No	No	No
Degree and class of protection			
IP degree of protection		IP65	IP65
IP65 (all-round)		Yes	Yes
IP (at the front)	IP65	IP65	IP65
IP (rear)	IP20		
Standards, approvals, certificates			
CE mark	Yes	Yes	Yes
cULus	Yes	Yes	Yes
RCM (formerly C-TICK)	Yes	Yes	Yes
KC approval	No; Available soon	No; Available soon	No; Available soon
Suitable for safety functions	Yes	Yes	Yes
Highest safety class achievable in safety mode			
• Performance level according to ISO 13849-1	PLe	PLe	PLe
• SIL acc. to IEC 61508	SIL 3	SIL 3	SIL 3
Use in hazardous areas			
• ATEX Zone 2	No	No	No

Operator panels

Advanced HMI – Panel-based

System components for Mobile Panels

Connection box for Mobile Panels (2nd Generation)

Technical specifications (continued)

Article number	6AV2125-2AE03-0AX0 SIMATIC HMI Connection Box Compact	6AV2125-2AE13-0AX0 SIMATIC HMI Connection Box Standard	6AV2125-2AE23-0AX0 SIMATIC HMI Connection Box Advanced
<ul style="list-style-type: none"> • ATEX Zone 22 • cULus Class I Zone 1 • cULus Class I Zone 2, Division 2 • FM Class I Division 2 	No No No No	No No No No	No No No No
Marine approval			
<ul style="list-style-type: none"> • Germanischer Lloyd (GL) • American Bureau of Shipping (ABS) • Bureau Veritas (BV) • Det Norske Veritas (DNV) • Korean Register of Shipping (KRS) • Lloyds Register of Shipping (LRS) • Nippon Kaiji Kyokai (Class NK) • Polski Rejestr Statkow (PRS) • Chinese Classification Society (CCS) 	Yes Yes No; Available soon Yes No Yes Yes No No	Yes Yes No; Available soon Yes No Yes Yes No No	Yes Yes No; Available soon Yes No Yes Yes No No
Ambient conditions			
Ambient temperature during operation			
<ul style="list-style-type: none"> • min. • max. 	0 °C 55 °C	0 °C 55 °C	0 °C 55 °C
Relative humidity			
<ul style="list-style-type: none"> • Operation, max. 	90 %	90 %	90 %
Configuration			
Configuration software			
<ul style="list-style-type: none"> • STEP 7 Professional (TIA Portal) • WinCC Comfort (TIA Portal) • WinCC Advanced (TIA Portal) • WinCC Professional (TIA Portal) 	No No No No	No Yes; Optional Yes; Optional Yes; Optional	No Yes; Optional Yes; Optional Yes; Optional
Mechanics/material			
Enclosure material (front)			
<ul style="list-style-type: none"> • Plastic • Aluminum • Stainless steel 	Yes No No	Yes No No	Yes No No
Dimensions			
Width of the housing front	96 mm	230 mm	230 mm
Height of housing front	125 mm	145 mm	145 mm
Depth of housing	78 mm	76 mm	76 mm
Mounting cutout, width	77.5 mm		
Mounting cutout, height	106.5 mm		
Overall depth	30 mm		
Weights			
Weight without packaging	0.25 kg	0.72 kg	0.72 kg
Weight incl. packaging	0.29 kg	0.8 kg	0.8 kg
Other			
Usable in the following products			
<ul style="list-style-type: none"> • Product 1 	6AV2125-*	6AV2125-*	6AV2125-*

Connection box for Mobile Panels (2nd Generation)

Ordering data	Article No.	More information
Connection boxes for SIMATIC Mobile Panels for 2nd Generation and Arctic Panel <ul style="list-style-type: none"> • Connection Box, Compact • Connection Box, Standard • Connection Box, Advanced 	6AV2125-2AE03-0AX0 6AV2125-2AE13-0AX0 6AV2125-2AE23-0AX0	More information is available on the Internet at: http://www.siemens.com/mobile-panels
Connecting cable and accessories for Mobile Panels	See "Operator Control and Monitoring Systems SIMATIC HMI" -> "Accessories"	

Operator panels

Advanced HMI – PC-based

Overview

SIMATIC HMI Advanced – efficient realization of even the most demanding and sophisticated HMI tasks

A PC-based system is recommended if the production places particularly high demands on the quantity and type of information to be processed and documented.

It offers the appropriate options for sufficient storage space, processor performance and data connection. The user can either opt for a centralized solution in which the visualization and PC are combined in a single unit, or for a distributed solution with an industrial monitor as thin client.

SIMATIC Industrial Panel PCs

The most complex visualization and control tasks can be realized centrally on the machine with extremely compact industrial panel PCs. You can always find an optimum solution in our portfolio – from the embedded to the high-end industrial PC – to meet the many requirements of manufacturing and process automation.

SIMATIC IFP and SIMATIC ITC

Two innovative options are available for distributed control concepts. SIMATIC industrial monitors and thin clients are used as desktop devices for control centers, as built-in devices for operator panels or as PC-based visualization and control solutions, in which the control unit is operated separately.

The following modules are available:

- Panel PC
- Industrial monitors and thin clients
- Embedded bundles/software packages

Overview

The SIMATIC Basic Panel, Comfort Panel and Mobile Panel offer HMI functionality for the control systems:

- SIMATIC S7
- Non-Siemens controllers:
 - Allen Bradley
 - Mitsubishi
 - Modicon
 - Omron

For more detailed information, refer to the WinCC (TIA Portal) user manual, the "Windows-based systems communication" manual, or the WinCC (TIA Portal) online help.

OPC communication and HTTP communication are offered for Comfort Panels and Mobile Panels with an integrated Ethernet interface. Both OPC and HTTP communication can be used in parallel with the process links to SIMATIC S7 or non-Siemens PLCs.

Note:

Interface options for HMI devices: See the individual device descriptions.

OPC communication

OPC Data Access is an open standard for exchanging both local and remote variables between various applications via Industrial Ethernet.

HTTP communication for variable exchange between SIMATIC HMI systems

Communication based on HTTP message frames enables variables to be exchanged between SIMATIC HMI systems.

Communication standard	SIMATIC HMI		
Version	Comfort Panel	Mobile Panel KTPx00	WinCC Runtime Advanced
OPC Data Access V2.05a + OPC UA Data Access V1.01 + OPC Data Access XML V1.00			
OPC DA client (COM/DCOM)	–	–	•
OPC DA server (COM/DCOM)	–	–	•
OPC UA DA client	•	•	•
OPC UA DA server	•	•	•
HTTP communication for variable exchange between SIMATIC HMI systems			
HTTP client	•	•	•
HTTP server	•	•	•

- System interface possible
- System interface not possible

Operator panels

System interfaces with WinCC (TIA Portal)

SIMATIC S7

Overview

The following types of interface are differentiated in respect of the link between the SIMATIC Panels and SIMATIC S7 controllers:

- **PROFINET interface:**
Coupling of SIMATIC Panel to SIMATIC S7 controllers via Industrial Ethernet TCP/IP using the integrated PROFINET interface of the CPU or, alternatively, a PROFINET interface module.
- **MPI/PROFIBUS interface:**
Coupling of SIMATIC Panel to SIMATIC S7 controllers via MPI/PROFIBUS using the integrated MPI/PROFIBUS interface of the CPU or the integrated PPI interface of the CPU in the case of S7-200 or, alternatively, a PROFIBUS interface module in the case of S7-1200, S7-1500, S7-300 and S7-400.
- **PPI interface:**
Coupling of SIMATIC Panel to SIMATIC S7-200 via PPI network using the integrated PPI interface of the CPU.

The maximum possible number of S7 connections of one CPU is determined by its performance capacity (see Catalog ST 70); from the point of view of the SIMATIC Panel, the following restrictions apply:

- Basic Panel, Comfort Panel 4th,
Mobile Panel 177: max. 4 connections
- Comfort Panels from 7th to 22nd (incl. Outdoor),
Mobile Panel 2nd Generation: max. 8 connections
- Mobile Panel 277: max. 6 connections
- PC with WinCC Runtime Advanced: max. 8 connections

PPI interface

The PPI interface is a point-to-point connection between a SIMATIC Panel (PPI master) or alternatively a PG (PPI master) and an S7-200 (PPI slave).

MPI/PROFIBUS interface or PROFINET interface

The corresponding multipoint-enabled SIMATIC Panel and SIMATIC S7 communication interfaces are used. The following are possible:

- Interface between one or more SIMATIC Panels (MPI master) and one or more S7-1200/S7-1500/S7-300/S7-400s or WinAC (MPI master) (possible network topology: MPI/PROFIBUS or Industrial Ethernet TCP/IP)
- Interface between one or more SIMATIC Panels (MPI master) and one or more S7-200s (MPI slave)¹⁾ (possible network topology: PPI, MPI/PROFIBUS)

Unlike PPI connections, MPI connections are static connections that are set up during booting and then monitored.

In principle this type of information exchange between SIMATIC Panels and SIMATIC S7 is independent of the network used, PPI, MPI/PROFIBUS or Industrial Ethernet: SIMATIC Panels are S7 clients and SIMATIC S7 CPUs are S7 servers.

Controller	SIMATIC HMI					
Target hardware (PROTOCOL) (physics)	Basic Panel	Comfort Panel	Mobile Panel 177 DP / PN ¹⁾	Mobile Panel 277 ¹⁾	KTPx00(F) Mobile ¹⁾	WinCC Runtime Advanced
SIMATIC S7-1200²⁾						
over Ethernet (TCP/IP)	• ³⁾	•	• ³⁾	•	•	•
over MPI or PROFIBUS network	• ⁴⁾	•	• ³⁾	•	–	• ⁵⁾
SIMATIC S7-1500²⁾						
over Ethernet (TCP/IP)	• ³⁾	•	• ³⁾	•	•	•
over PROFIBUS network	• ³⁾	•	• ³⁾	•	–	• ⁵⁾
SIMATIC S7-300, -400, Win AC²⁾						
over Ethernet (TCP/IP)	• ³⁾	•	• ³⁾	•	•	•
over MPI or PROFIBUS network	–	•	• ⁴⁾	•	–	• ⁵⁾
SIMATIC S7-200²⁾						
over Ethernet (TCP/IP) (MPI protocol)	• ³⁾	•	• ³⁾	•	•	•
over MPI or PROFIBUS network	• ⁴⁾	• ⁶⁾	• ^{4) 6)}	• ⁶⁾	–	• ^{5) 6)}
over PPI network (MPI protocol)	• ⁴⁾	–	•	–	–	–
over PPI network (PPI protocol)	–	• ⁷⁾	• ⁷⁾	• ⁷⁾	–	• ^{5) 7)}

- System interface possible

– System interface not possible

¹⁾ Mobile Panel connection via special connecting cable and connection box (see Mobile Panels), see Manual for cable assignment

²⁾ Controllers can be combined as desired

³⁾ Basic Panel PN only

⁴⁾ Basic Panel DP only

⁵⁾ Connection via integrated MPI/PROFIBUS interface; in the case of a standard PC, a communications processor (CP) is to be used (e.g. CP 5612/5622)

⁶⁾ Only on passive S7-200

⁷⁾ Can be interfaced via PPI to max. 1 x S7-200 (PPI); network operation (parallel PG, etc.) is possible

Note:

For detailed information on cable assignment, refer to WinCC Online Help.

Overview

The SIMATIC Basic Panels, Comfort Panels and Mobile Panels, as well as the SIMATIC HMI software package for PC WinCC Runtime Advanced support the following protocols for linking the control systems of other manufacturers:

- Allen Bradley
 - Ethernet IP protocol
 - DF1 protocol
- Mitsubishi
 - MC TCP/IP protocol
 - FX protocol
- Modicon
 - Modbus TCP/IP protocol
 - Modbus RTU protocol
- Omron
 - Link/Multi-Link protocol

The following table contains more detailed information.

Connection overview

Controller Target hardware (PROTOCOL) (physics)	SIMATIC HMI			
	Basic Panel	Comfort Panel Outdoor	KTPx00(F) Mobile	WinCC Runtime Advanced
Allen Bradley (Ethernet IP) via Ethernet TCP/IP network to max. 4 x controllers ²⁾ • ControllLogix 1756-L6x, -L6xS with Ethernet module 1756-ENBT • GuardLogix System • CompactLogix 1769-L2xE, -L3xE • CompactLogix 1769-L4x with Ethernet module 1768-ENBT • SLC 5/05 • MicroLogix 1100, 1400	• ³⁾	•	•	•
Allen Bradley (DF1) to max. 1 x controller • SLC 5/03, /04, /05 • MicroLogix (RS 232)	• ^{4) 5)}	• ⁴⁾	–	• ⁶⁾
to max. 1 x controller • PLC5/11, /20, /30, /40, /60, /80 (RS 232)	• ^{4) 5)}	• ⁴⁾	–	• ⁷⁾
via KF2 gateway and DH+ network to max. 4 x controllers ²⁾ • SLC 5/04 • PLC5/11, /20, /30, /40, /60, /80 (RS 232)	• ^{4) 5)}	• ⁴⁾	–	• ^{7) 8)}
via KF2 gateway and DH+ network to max. 4 x controllers ²⁾ • SLC 5/04 • PLC5/11, /20, /30, /40, /60, /80 (RS 422)	• ⁵⁾	•	–	–
via KF3 gateway and DH485 network to max. 4 x controllers ²⁾ • SLC 500 • MicroLogix (RS 232)	• ^{4) 5)}	• ⁴⁾	–	• ^{7) 8)}

- System interface possible
- System interface not possible

¹⁾ Mobile Panel connection via special connecting cable and connection box (see Mobile Panels), see Manual for cable assignment

²⁾ The following listed controllers can be combined as required

³⁾ Basic Panel PN only

⁴⁾ The RS 422/RS 232 adapter 6AV6671-8XE00-0AX0 is required for Basic Panels and Comfort Panels

⁵⁾ Basic Panel DP only

⁶⁾ Connection via Allen Bradley PC cable 1747 CP3

⁷⁾ Connection via Allen Bradley PC cable 1784 CP10

⁸⁾ For connection to KF2/KF3 gateway, a gender-changer (25-pin socket/ 25-pin socket) is required on the gateway side

Note:

For detailed information on cable assignment, refer to WinCC Online Help; see also FAQs:

<http://support.automation.siemens.com/WW/view/en/29034071>

Operator panels

System interfaces with WinCC (TIA Portal)

Controllers from other manufacturers

Overview (continued)

Controller Target hardware (PROTOCOL) (physics)	SIMATIC HMI			
	Basic Panel	Comfort Panel Outdoor	KTPx00(F) Mobile	WinCC Runtime Advanced
Mitsubishi (MC TCP/IP) via Ethernet IP network to max. 4 x controllers ²⁾ <ul style="list-style-type: none"> FX series FX3G, FX3U, FX3UC with Ethernet module FX3U ENET, Series Q with Ethernet module QJ71E71-100 iQ series/QnUD QnUDEH 	• ³⁾	•	•	•
Mitsubishi FX (serial) to max. 1 x controller FX series FX1N, FX2N (RS 232)	• ⁴⁾	•	–	• ⁵⁾

- System interface possible
- System interface not possible

- 1) Mobile Panel connection via special connecting cable and connection box (see Mobile Panels), see Manual for cable assignment
- 2) The following listed controllers can be combined as required
- 3) Basic Panel PN only
- 4) Basic Panel DP only
- 5) Connection using a Mitsubishi PC cable SC-09 with integrated level converter RS 232/RS 422

Note:

For detailed information on cable assignment, refer to WinCC Online Help; see also FAQs:

<http://support.automation.siemens.com/WW/view/en/29034071>

Controller Target hardware (PROTOCOL) (physics)	SIMATIC HMI			
	Basic Panel	Comfort Panel Outdoor	KTPx00(F) Mobile	WinCC Runtime Advanced
Modicon (MODBUS TCP/IP) via MODBUS TCP/IP network to max. 4 x controllers ²⁾ <ul style="list-style-type: none"> Concept Quantum, Unity Quantum Momentum Premium (TSX57) TSX Micro (TSX37) Modicon M340 20x0 (except 2010) 	• ³⁾	•	•	•
via TCP/IP Modbus Plus Bridge 174 CEV 200 40 and MODBUS PLUS network to max. 4 x controllers ²⁾ <ul style="list-style-type: none"> Concept Quantum, Unity Quantum Momentum Compact 	• ³⁾	•	•	•
Modicon (MODBUS RTU) to max. 1 x controller <ul style="list-style-type: none"> Concept Quantum Momentum Compact (RS 232) 	• ^{4) 5)}	• ⁴⁾	–	•
via bridge BM85-000 or PLC with bridge functionality and MODBUS PLUS network to max. 4 x controllers ²⁾ <ul style="list-style-type: none"> Concept Quantum Compact (RS 232) 	• ^{4) 5)}	• ⁴⁾	–	•

- System interface possible
- System interface not possible

- 1) Mobile Panel connection via special connecting cable and connection box (see Mobile Panels), see Manual for cable assignment
- 2) The following listed controllers can be combined as required
- 3) Basic Panel PN only
- 4) The RS 422/RS 232 adapter 6AV6671-8XE00-0AX0 is required for Basic Panels and Mobile Panels
- 5) Basic Panel DP only

Note:

For detailed information on cable assignment, refer to WinCC Online Help; see also FAQs:

<http://support.automation.siemens.com/WW/view/en/29034071>

Overview (continued)

Controller	SIMATIC HMI			
	Basic Panel	Comfort Panel Outdoor	KTPx00(F) Mobile	WinCC Runtime Advanced
Omron (Link/Multi Link) to max. 1 x controller • CP1L, CP1H, CP1E • CJ1M, CJ1H, CJ1G • CJ2H • CS1G, CS1H, CS1D • CP2MC (RS 232)	–	• ²⁾	–	•
via converter NTAL001 and RS 422 network to max. 4 x controllers ²⁾ • CP1L, CP1H, CP1E • CJ1M, CJ1H, CJ1G • CJ2H • CS1G, CS1H, CS1D • CP2MC (RS 232)	–	• ²⁾	–	•
via RS 422 network to max. 4 x controllers ²⁾ • CP1L, CP1H, CP1E • CJ1M, CJ1H, CJ1G (RS 422)	• ³⁾	•	–	–
via RS422 network to max. 4 x controllers ²⁾ • CJ2H • CS1G, CS1H, CS1D • CP2MC (RS 422)	–	–	–	–

- System interface possible
- System interface not possible

- ¹⁾ The controllers listed below can be combined in any way required; connection via RS 422 interface of the controller or via RS 422 module
- ²⁾ The RS 422/RS 232 adapter 6AV6671-8XE00-0AX0 is required for Basic Panels and Mobile Panels
- ³⁾ Basic Panel DP only

Note:

For detailed information on cable assignment, refer to WinCC Online Help; see also FAQs:

<http://support.automation.siemens.com/WW/view/en/29034071>

Operator panels

Notes

2



3/2 Introduction

3/5 HMI Software in the TIA Portal

- 3/5 Visualization
- 3/6 SIMATIC WinCC Unified (TIA Portal) **NEW**
- 3/7 SIMATIC WinCC Unified Engineering
- 3/8 SIMATIC WinCC Unified Runtime
- 3/9 WinCC Unified (TIA Portal) options **NEW**
- 3/9 WinCC Unified Clients
- 3/10 WinCC Unified Database option
- 3/11 WinCC Unified Logging
- 3/12 WinCC Unified Parameter Control
- WinCC Unified Report Execution
- WinCC Unified Collaboration
- 3/13 SIMATIC WinCC Unified PI options **NEW**
- 3/14 WinCC Unified Calendar
- 3/15 WinCC Unified Line Coordination
- 3/16 WinCC Unified Performance Insight
- 3/17 SIMATIC WinCC (TIA Portal)
- 3/18 SIMATIC WinCC (TIA Portal) Engineering
- 3/24 SIMATIC WinCC (TIA Portal) Runtime
- 3/25 WinCC Runtime Advanced
- 3/30 WinCC Runtime Professional
- 3/37 WinCC Runtime Communication
- 3/42 SIMATIC WinCC (TIA Portal) options
- 3/44 SIMATIC Logon
- 3/46 WinCC Audit
- 3/47 WinCC DataMonitor
- 3/49 WinCC Logging
- 3/51 WinCC Recipes
- 3/53 WinCC Redundancy
- 3/54 WinCC Server / WinCC Client
- 3/56 WinCC Sm@rtServer
- 3/58 WinCC WebNavigator

*For further options, see
SCADA options from page 3/182*

3/61 TIA Portal options

- 3/61 SIMATIC Visualization Architect
- 3/63 SIMATIC ProDiag

3/64 Software for energy management

- 3/65 SIMATIC Energy Suite
- 3/69 SIMATIC Energy Manager

3/76 SIMATIC WinCC V7

- 3/77 SIMATIC WinCC V7 basic software
- 3/95 SIMATIC WinCC V7 options
- 3/96 SIMATIC TeleControl
- 3/100 WinCC/Audit & WinCC/ChangeControl
- 3/102 WinCC/Calendar Scheduler
- 3/103 WinCC/Connectivity Pack &
WinCC Connectivity Station
- 3/105 WinCC/Event Notifier
- 3/106 WinCC/Open Development Kit (ODK)
- 3/107 WinCC/PerformanceMonitor
- 3/111 WinCC/Redundancy
- 3/112 WinCC/Server
- 3/113 WinCC/SES
- 3/115 WinCC/User Archives

*For further options, see
SCADA options from page 3/182*

3/116 SIMATIC WinCC OA

- 3/116 Introduction
- 3/117 SIMATIC WinCC OA Software V3.17 **NEW**
- 3/127 WinCC OA Single Station
- 3/129 WinCC OA Server
- 3/131 WinCC OA User Interfaces
- 3/135 WinCC OA Drivers
- 3/139 WinCC OA add-ons
- 3/146 WinCC OA Runtime Packages
- 3/147 WinCC OA Development Packages
- 3/149 WinCC OA Solution Frameworks
- 3/151 SIMATIC WinCC OA IOT Suite **NEW**
- 3/152 WinCC OA IOT Box
- 3/154 WinCC OA IOT OPA
- 3/155 SIMATIC WinCC OA Services V3.17 **NEW**
- 3/156 WinCC OA Support
- 3/158 WinCC OA Consulting
- 3/159 WinCC OA Solution
- 3/160 WinCC OA Trainings
- 3/163 WinCC OA Travel costs
- 3/164 WinCC OA Merchandise
- 3/166 SIMATIC WinCC OA V3.16
- 3/176 SIMATIC WinCC OA V3.16 add-ons

3/182 SCADA options

- 3/183 SIMATIC Information Server
- 3/185 SIMATIC Process Historian
- 3/187 WinCC IndustrialDataBridge
- 3/188 WinCC WebUX

3/190 WinCC Add-ons and partner management

3/192 SIMATIC ProAgent process diagnostics software

- 3/196 **Notification software for mobile devices**
- 3/196 SIMATIC Notifier

3/198 SIMATIC WinCC flexible

- 3/198 Introduction
- 3/199 SIMATIC WinCC flexible ES
- 3/201 SIMATIC WinCC flexible RT
- 3/207 SIMATIC WinCC flexible options
- 3/208 WinCC flexible /ChangeControl
- 3/209 WinCC flexible /Archives
- 3/210 WinCC flexible /Recipes
- 3/211 WinCC flexible /Audit
- 3/212 SIMATIC Logon for WinCC flexible
- 3/213 WinCC flexible /Sm@rtAccess
- 3/215 WinCC flexible /Sm@rtService
- 3/216 WinCC flexible /OPC-Server
- 3/217 WinCC flexible /ProAgent

HMI Software

HMI Software in the TIA Portal

Introduction

Overview

SIMATIC HMI – Efficient to a new level

Innovative, efficient, scalable and open software for the machine-level area and for SCADA solutions.

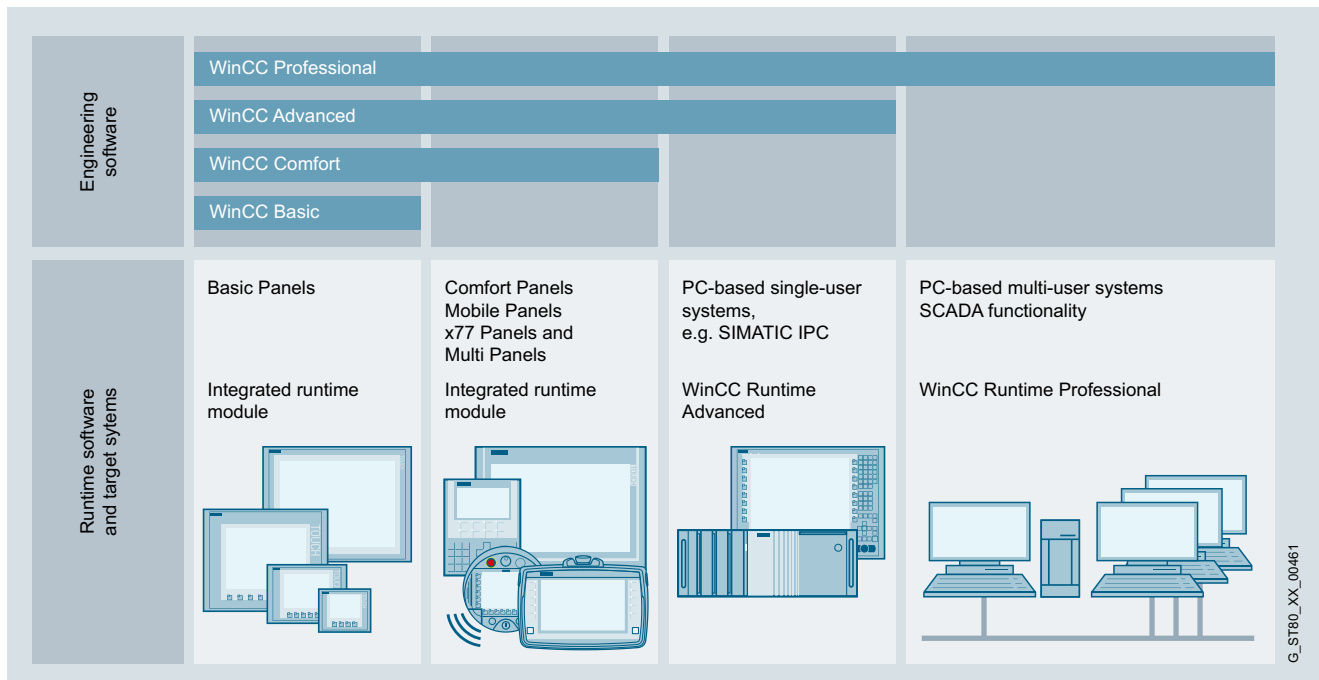
With the SIMATIC WinCC (TIA Portal), SIMATIC WinCC and SIMATIC WinCC Open Architecture product families, SIMATIC HMI offers visualization and configuration software for the entire HMI spectrum, from the machine-level area right up to SCADA systems:

- **SIMATIC WinCC (TIA Portal)**
Creation of applications in the machine-level area and of process visualization or SCADA systems
- **SIMATIC WinCC flexible**
Maintenance of visualization solutions in the machine-level area:

- **SIMATIC WinCC V7 SCADA system**
Creation of process visualization or SCADA systems
- **SIMATIC WinCC Open Architecture SCADA system**
Creation of applications with a high demand for customer-specific adaptations, large and/or complex applications, as well as projects that demand special system requirements and functions.

<http://www.siemens.com/hmi-software>

SIMATIC WinCC (TIA Portal)



WinCC (TIA Portal) is based on the central engineering framework Totally Integrated Automation Portal (TIA Portal) which offers users a uniform, efficient and intuitive solution to all their automation tasks. SIMATIC WinCC (TIA Portal) covers applications in the machine-level area and applications in the process visualization or SCADA environment. WinCC (TIA Portal) offers the uniform and scalable configuration tools WinCC Basic, Comfort, Advanced and Professional for configuring the current SIMATIC HMI operator panels:

- SIMATIC Basic Panels (without Key Panel)
- SIMATIC Comfort Panels
- SIMATIC Mobile Panels
- PC-based systems for the machine-level area
 - SIMATIC WinCC Runtime Advanced
 - SIMATIC WinCC Runtime Professional

In addition, WinCC (TIA Portal) offers:

- Intuitive user interface with maximum degree of operator friendliness
- Clear configuration of devices and network topologies
- Shared data management and uniform symbols via controller and HMI
- Optimum interaction with the controller and HMI in a working environment
- Powerful editors for efficient engineering
- Integrated mass data operations for efficient configuration
- System diagnostics as an integral component
- Comprehensive library concept

<http://www.siemens.com/wincc-tia-portal>

Overview (continued)

SIMATIC SCADA Systems

The data volume in modern industrial plants is growing continuously – and along with it the challenges faced by the SCADA solutions used: Enormous data volumes must be administered and archived for the long term. This is accompanied by increasing demands on performance. Technologies, including some from the consumer environment, are finding their way into industry. Globalization calls for higher-level SCADA systems that can be used worldwide – and the need for mobile access to plant information is also growing.

On top of all these requirements – in these times of ever increasing (energy) costs – is the need to improve energy efficiency and productivity.

With SIMATIC SCADA systems, you are fit for the future
Efficiency

As a key to greater productivity, SIMATIC SCADA systems combine efficient engineering with high-performance archiving and maximum data security. These features provide the basis for efficient operations management and intelligent production analyses.

Scalability

We offer stationary and mobile solutions to cover increasing demands – security guaranteed. In this area, we apply more than 15 years of SCADA know-how from all industry sectors. No matter how large or small your request is – we have the right answer.

Innovation

Stay informed with mobile SCADA solutions anywhere and at any time – including with existing tablet and smartphone hardware. The use of multi-touch gestures in the industrial environment opens the door for modern operating concepts.

Openness

Since international standards and system-internal script and programming interfaces are supported, it is easy to implement special requests.

<http://www.siemens.com/scada>

SIMATIC WinCC V7 SCADA system

The process visualization or SCADA system for visualizing and operating processes, production flows, machines and plants in all sectors – from the simple single-user station through to distributed multi-user systems with redundant servers and cross-location solutions with web clients. WinCC is the information hub for company-wide, vertical integration (process visualization and platform for IT & business integration).

- All HMI functions on-board with industry-standard functions for signaling and acknowledging events, archiving of messages and measured values, logging of all process and configuration data, user administration and visualization (WinCC basic software).
- Company-wide, flexible client/server structures with operator stations on the web, distributed servers and data integrity thanks to redundancy
- Easy to integrate over standard interfaces such as OPC (OLE for Process Control), WinCC OLE DB, VBA (Visual Basic for Applications), VB script, C-API (ODK)
- Integration platform in the company thanks to the Historian functionality integrated into WinCC based on the Microsoft SQL Server, standard and programming interfaces and tools and clients for evaluation
- Modular expansion with options and add-ons as well as individual functional expansions with VB Script, Visual Basic for Applications, C-API (ODK) and integration of ActiveX elements.

<http://www.siemens.com/wincc-v7>

HMI Software

HMI Software in the TIA Portal

Introduction

Overview (continued)

SIMATIC WinCC Open Architecture SCADA system

The SIMATIC WinCC Open Architecture (WinCC OA) SCADA system is designed for applications with high demand for customer-specific adaptations, large and/or complex applications, as well as projects that demand special system requirements and functions.

SIMATIC WinCC Open Architecture demonstrates its high performance in networked and redundant high-end control systems in particular. From the field level to the control station, from the machine to the company headquarters – integrated, high-performance communication is ensured. In every situation, a high level of availability, reliable information, fast interaction and user friendliness are guaranteed. Applications can also be changed without interrupting the process. Profitability, efficiency and safety are therefore always in equilibrium.

With its hot-standby redundancy and disaster recovery system, SIMATIC WinCC Open Architecture demonstrates its reliability in a wide range of business-critical applications. SIMATIC WinCC Open Architecture can be used on any platform and is available for Windows, Linux, iOS and Android.

SIMATIC WinCC Open Architecture is open for independent in-house developments, which means that ideas can be turned into new applications quickly and easily.

- Object-orientation supports efficient engineering and flexible plant expansion
- For large, distributed systems with up to 2 048 servers
- Scalable – from a small single-user system up to a networked, redundant high-end system
- WinCC OA can be used on any platform, and is available for Windows, Linux, iOS and Android
- Hot-standby redundancy and disaster recovery system assure maximum fail-safety and availability
- WinCC OA offers a platform for customer-specific solutions
- Extensive driver and interfacing options: S7, SINAUT, OPC, OPC UA, Modbus, IEC 60870-5-101/104, DNP3, BACnet, and more than 25 native drivers available
- Flexible logging of data either in file-based value archive or in a relational database (ORACLE)
- Create and reuse your own libraries – working with already existing object libraries and easy, individual modifications (customer design, specific changes)
- Modular expansion using options and add-ons as well as individual functional expansions by means of own script language CONTROL, API (C++) and integration of ActiveX elements
- Integration of TIA Projects using TIA Importer for S7-1200 and S7-1500

<http://www.siemens.com/wincc-open-architecture>

PC-based HMI solutions (machine-level / SCADA) with SIMATIC industrial PCs

Our reliable and innovative SIMATIC IPC industrial PCs are the optimal PC hardware platforms. SIMATIC industrial PCs are offered with low-cost software packages. For runtime versions with SIMATIC WinCC V7, WinCC Runtime Professional or WinCC Runtime Advanced visualization software products, as well as the SIMATIC WinAC RTX (F) software controller. The simultaneous purchase of industrial PC and software package results in a price advantage.

SIMATIC SCADA and SIMATIC IPCs

Perfect interaction for optimum productivity.

- Price advantage as "Package" comprising hardware and software
- System-tested solutions reduce testing overhead
- Simple ordering and synchronized logistics

Only if ordered together with the SIMATIC IPC.

<http://www.siemens.com/scada-ipc>

Overview

Much more than visualization software

From machine-level visualization all the way to the high-performance SCADA system, SIMATIC WinCC in the TIA Portal and its efficient tools covers the entire engineering and visualization software spectrum – integrated across all performance classes.

The following software is currently offered:

- ***SIMATIC WinCC Unified (TIA Portal)***
 - SIMATIC WinCC Unified Engineering
 - SIMATIC WinCC Unified Runtime
 - SIMATIC WinCC Unified options
- ***SIMATIC WinCC (TIA Portal)***
 - SIMATIC WinCC (TIA Portal) Runtime
 - SIMATIC WinCC (TIA Portal) options
- ***TIA Portal options***
 - SIMATIC Visualization Architect
 - SIMATIC ProDiag

HMI Software

HMI Software in the TIA Portal

SIMATIC WinCC Unified (TIA Portal)

Overview

SIMATIC WinCC Unified (TIA Portal)

SIMATIC WinCC Unified is the new visualization system which permits users to competently meet the challenges of digitalization in machine and plant construction. SIMATIC WinCC Unified combines the know-how accumulated from more than 30 years of experience in the area of Human Machine Interface with state-of-the-art hardware and software technologies.

Highlights:

- The latest technology with proven engineering
 - The runtime of the newly developed SIMATIC WinCC Unified visualization software uses native web technologies such as HTML5, SVG, and JavaScript.
 - Visualization is created simply and efficiently with SIMATIC WinCC Unified Engineering in the proven Totally Integrated Automation Portal (TIA Portal).
- Simple and unlimited scalability
 - Simple and consistently scalable for all applications, from the operator panel directly on the machine through to the complex SCADA solution.
 - SIMATIC Unified Comfort Panels and SIMATIC IPCs are provided to ensure optimum utilization of the performance capability of WinCC Unified.
 - Expandable to meet every demand and diverse possibilities for the implementation of requirements using open interfaces.
 - Through flexible data exchange, the system facilitates the interaction of all devices during operation and allows direct access to authorized users from any modern web browser – without the need for any additional installation.

<https://intranet.entry.siemens.com>

Overview

SIMATIC WinCC Unified Engineering

- Proven engineering in the TIA Portal allows a consistent, efficient, and intuitive solution for all automation tasks.
- Together with the STEP 7 (TIA Portal) products, WinCC (TIA Portal) forms the optimum solution for integrated engineering.
- WinCC Unified Engineering is the configuration software for all applications, from the operator panel directly on the machine through to the complex SCADA solution.
- WinCC Unified Engineering also supports configuration of the SIMATIC Basic Panel, SIMATIC Comfort Panel and WinCC Runtime Advanced.

Application

Depending on the selected product, various target systems can be configured:

- WinCC Unified Comfort Engineering
 - Unified Comfort Panels
 - Additionally Basic Panels, Comfort Panels and Mobile Panels from WinCC Comfort
- WinCC Unified PC Engineering
 - WinCC Unified PC and Unified Comfort Panels
 - Additionally the Basic Panels, Comfort Panels, Mobile Panels and WinCC Runtime Advanced

Design

The engineering tools of the SIMATIC WinCC (TIA Portal) family build on one another with regard to their respective capacities. The available editors are largely determined by the respective configurable target systems and their function.

The larger edition, such as WinCC Unified PC Engineering, always offers the additional possibilities of configuring the target devices of smaller editions (e.g. Unified Comfort Panels).

WinCC Unified Engineering also includes configuration of the Basic Panels, Comfort Panels, Mobile Panels, and the WinCC Runtime Advanced.

A Powerpack can be used to upgrade from a smaller edition to a larger one.

The functional scope of the WinCC engineering tools already includes the configuration support for available runtime options, regardless of the RT licenses purchased.

Ordering data

Article No.

SIMATIC WinCC Unified Engineering System

SIMATIC WinCC Unified Engineering System

Base packages

Data storage medium

- WinCC Unified Comfort V16
- WinCC Unified PC (10k) ES V16
- WinCC Unified PC (100k) ES V16
- WinCC Unified PC (max.) ES V16

6AV2151-0XB01-6AA5
6AV2153-2FB01-6AA5
6AV2153-2GB01-6AA5
6AV2153-0XB01-6AA5

Download ¹⁾

- WinCC Unified Comfort V16
- WinCC Unified PC (10k) ES V16
- WinCC Unified PC (100k) ES V16
- WinCC Unified PC (max.) ES V16

6AV2151-0XB01-6LA5
6AV2153-2FB01-6LA5
6AV2153-2GB01-6LA5
6AV2153-0XB01-6LA5

SIMATIC WinCC Unified Engineering System

PowerPacks

Data storage medium

- WinCC Comfort -> WinCC Unified PC (10k)
- WinCC Unified PC (10k) -> WinCC Unified PC (100k)
- WinCC Unified PC (100k) -> WinCC Unified PC (max.)

6AV2153-2FB21-6AB5
6AV2153-2GB21-6AB5
6AV2153-0XB21-6AB5

Download ¹⁾

- WinCC Comfort -> WinCC Unified PC (10k)
- WinCC Unified PC (10k) -> WinCC Unified PC (100k)
- WinCC Unified PC (100k) -> WinCC Unified PC (max.)

6AV2153-2FB21-6LB5
6AV2153-2GB21-6LB5
6AV2153-0XB21-6LB5

Software Update Service

WinCC Unified Comfort ES Software Update Service

- Data storage medium
- Download ¹⁾

6AV2151-0XB00-0LL5
6AV2151-0XB00-0LY5

WinCC Unified PC (100k) ES Software Update Service

- Data storage medium
- Download ¹⁾

6AV2153-2GB00-0LL5
6AV2153-2GB00-0LY5

WinCC Unified PC (10k) ES Software Update Service

- Data storage medium
- Download ¹⁾

6AV2153-2FB00-0LL5
6AV2153-2FB00-0LY5

WinCC Unified PC (max.) ES Software Update Service

- Data storage medium
- Download ¹⁾

6AV2153-0XB00-0LL5
6AV2153-0XB00-0LY5

¹⁾ Current information and availability regarding the new type of delivery can be found at: <http://www.siemens.com/tia-online-software-delivery>

More information

Additional information is available on the Internet at:

<http://www.siemens.com/wincc-unified-system>

HMI Software

HMI Software in the TIA Portal
SIMATIC WinCC Unified (TIA Portal)

SIMATIC WinCC Unified Runtime

Overview

SIMATIC WinCC Unified Runtime

A simple and consistently scalable PC-based visualization system for all applications, from single-user solutions directly on the machine through to complex SCADA solutions.

The basic package includes visualization, communication, alarms/messages, report creation, system structuring, and user administration. Furthermore, a client for local operation and an additional WinCC Unified Client for remote operator control and monitoring are also included in the basic package. Additional clients can be enabled with a license.

SIMATIC WinCC Unified uses native web technologies such as HTML5, SVG, and JavaScript. The visualization can be accessed via any modern web browser – without the need for additional installation. Open interfaces and option packages allow the expansion and implementation of industry-specific application cases. Once created, components can be used comprehensively on all platforms, whether Panel or PC.

Benefits

Functions for all visualization tasks:

- Operator functions
- Graphics and trend displays
- Alarm logging
- Archiving (optional)
- Management of parameter sets (optional)
- Report creation
- User administration
- Flexible runtime

Functionality with Java scripts:

- Consistently scalable expandable from single-user station to distributed systems
- Process visualization using any modern HTML5-capable web browser

Part of the Totally Integrated Automation Portal:

- Support of the SIMATIC S7-1200/1500 and the SIMATIC S7-300/400 Controllers
 - Access to tags with symbolic and absolute addressing
 - Full text alarms of the SIMATIC S7-1500 Controller

Open standards for easy integration:

- Efficient real-time database (option)
- Application Program Interface (API)
- OpenPipe interface
- Integration of your own HTML5 controls in the user interface of WinCC Unified

Design

SIMATIC WinCC Unified PC is available as a software package with 150, 500, 1 000, 2 500, 5 000, 10 000, 50 000 or 100 000 PowerTags. Additionally, a license for the maximum number of PowerTags within the system limit is also available. Data points with an external connection are designated as PowerTags. At the same time, internal tags which are exempt from the PowerTag license are provided at no charge.

The basic system can be extended as required with option packages.

Ordering data

Article No.

SIMATIC WinCC Unified Runtime System

Base packages

Data storage medium

- WinCC Unified PC (150) RT
- WinCC Unified PC (500) RT
- WinCC Unified PC (1 000) RT
- WinCC Unified PC (2 500) RT
- WinCC Unified PC (5 000) RT
- WinCC Unified PC (10k) RT
- WinCC Unified PC (50k) RT
- WinCC Unified PC (100k) RT
- WinCC Unified PC (max.) RT

6AV2154-3DB01-6AA0
6AV2154-1EB01-6AA0
6AV2154-2EB01-6AA0
6AV2154-2MB01-6AA0
6AV2154-1FB01-6AA0
6AV2154-2FB01-6AA0
6AV2154-1GB01-6AA0
6AV2154-2GB01-6AA0
6AV2154-0XB01-6AA0

Download ¹⁾

- WinCC Unified PC (150) RT
- WinCC Unified PC (500) RT
- WinCC Unified PC (1 000) RT
- WinCC Unified PC (2 500) RT
- WinCC Unified PC (5 000) RT
- WinCC Unified PC (10k) RT
- WinCC Unified PC (50k) RT
- WinCC Unified PC (100k) RT
- WinCC Unified PC (max.) RT

6AV2154-3DB01-6LA0
6AV2154-1EB01-6LA0
6AV2154-2EB01-6LA0
6AV2154-2MB01-6LA0
6AV2154-1FB01-6LA0
6AV2154-2FB01-6LA0
6AV2154-1GB01-6LA0
6AV2154-2GB01-6LA0
6AV2154-0XB01-6LA0

PowerPacks

Data storage medium

- WinCC Unified PC (150->500) RT Powerpack (V16)
- WinCC Unified PC (500->1k) RT Powerpack (V16)
- WinCC Unified PC (1k->2.5k) RT Powerpack (V16)
- WinCC Unified PC (2.5k->5k) RT Powerpack (V16)
- WinCC Unified PC (5k->10k) RT Powerpack (V16)
- WinCC Unified PC (10k->50k) RT Powerpack (V16)
- WinCC Unified PC (50k->100k) RT Powerpack (V16)
- WinCC Unified PC (100k->max.) RT Powerpack (V16)

6AV2154-1EB21-6AB0
6AV2154-2EB21-6AB0
6AV2154-2MB21-6AB0
6AV2154-1FB21-6AB0
6AV2154-2FB21-6AB0
6AV2154-1GB21-6AB0
6AV2154-2GB21-6AB0
6AV2154-0XB21-6AB0

Download ¹⁾

- WinCC Unified PC (150->500) RT Powerpack (V16)
- WinCC Unified PC (500->1k) RT Powerpack (V16)
- WinCC Unified PC (1k->2.5k) RT Powerpack (V16)
- WinCC Unified PC (2.5k->5k) RT Powerpack (V16)
- WinCC Unified PC (5k->10k) RT Powerpack (V16)
- WinCC Unified PC (10k->50k) RT Powerpack (V16)
- WinCC Unified PC (50k->100k) RT Powerpack (V16)
- WinCC Unified PC (100k->max.) RT Powerpack (V16)

6AV2154-1EB21-6LB0
6AV2154-2EB21-6LB0
6AV2154-2MB21-6LB0
6AV2154-1FB21-6LB0
6AV2154-2FB21-6LB0
6AV2154-1GB21-6LB0
6AV2154-2GB21-6LB0
6AV2154-0XB21-6LB0

¹⁾ Current information and availability regarding the new type of delivery can be found at:

<http://www.siemens.com/tia-online-software-delivery>

Additional information is available on the Internet at:

<http://www.siemens.com/wincc-unified-system>

Overview

WinCC Unified Clients

The WinCC Unified Client is the graphical interface for the WinCC Unified Runtime.

The WinCC Unified Client accesses the WinCC Unified Runtime via web mechanisms (on the Runtime Station itself or via a network) to operate and monitor machines and plants. Using the standard web mechanisms, the WinCC Unified images can be displayed on any PCs or mobile devices in the HTML5-capable browser.

No additional know-how of the web is necessary for engineering of the WinCC Unified screens in the TIA Portal.

Licensing:

A (server-based) license of WinCC Unified Runtime is required for the WinCC Unified Client.

This WinCC Unified Runtime licensing contains two WinCC Unified Client licenses – for local operation on the runtime station and for operation using an additional independent client.

The client licenses are provided on the runtime station (the server) and are graded in accordance with the number of simultaneous WinCC Unified Web Client access operations. The number can be increased at any time via additive WinCC Unified Client licenses (countable licenses). The version-independent license packages are divided into 1, 3, 10, 30 and 100 WinCC Unified Clients.

Benefits

WinCC Unified Client

- Parallel, global web-based operator control and monitoring
- Highest level of flexibility
 - Independent of browser and platform (PCs, tablets, smartphones)
 - No installation of software required on the client device, a web browser is generally present
- Minimized maintenance costs with central software administration on the server
 - No maintenance workload on the client
 - No engineering on the client side
- Scalability
 - Supplementation of new operating stations without installation
 - Central license management on the runtime station (the server)
- Independent of version between WinCC Unified PC Runtime and WinCC Unified Client
- High Internet security standards
- Fast update rates (e.g. after value change, picture change)
- Efficient remote diagnostics for production plant through web access
- Future-proof due to the utilization of accepted standards (HTML5, SVG)

Ordering data

Article No.

SIMATIC WinCC Unified options

WinCC Unified Clients

Data storage medium

- | | |
|---------------------------------------|---------------------------|
| • WinCC Unified Clients Operate (1) | 6AV2157-1JW00-0AB0 |
| • WinCC Unified Clients Operate (3) | 6AV2157-3JW00-0AB0 |
| • WinCC Unified Clients Operate (10) | 6AV2157-2CW00-0AB0 |
| • WinCC Unified Clients Operate (30) | 6AV2157-6CW00-0AB0 |
| • WinCC Unified Clients Operate (100) | 6AV2157-2DW00-0AB0 |

Download ¹⁾

- | | |
|---------------------------------------|---------------------------|
| • WinCC Unified Clients Operate (1) | 6AV2157-1JW00-0LB0 |
| • WinCC Unified Clients Operate (3) | 6AV2157-3JW00-0LB0 |
| • WinCC Unified Clients Operate (10) | 6AV2157-2CW00-0LB0 |
| • WinCC Unified Clients Operate (30) | 6AV2157-6CW00-0LB0 |
| • WinCC Unified Clients Operate (100) | 6AV2157-2DW00-0LB0 |

¹⁾ Current information and availability regarding the new type of delivery can be found at: <http://www.siemens.com/tia-online-software-delivery>

More information

Additional information is available on the Internet at:

<http://www.siemens.com/mobile-panels>

HMI Software

HMI Software in the TIA Portal
SIMATIC WinCC Unified (TIA Portal) options

WinCC Unified Database option

Overview

WinCC Unified Database Storage

WinCC Unified PC uses a file-based database (SQLite) in the basic system for the archiving of process values and messages.

The WinCC Unified Databased Storage option is available for use with greater quantity frameworks or lengthy archiving periods. All archive data is stored in an MS SQL server after installing the option and the license.

Licensing:

WinCC Unified PC:

- One license per WinCC Unified PC Runtime is required for activating the functionality.

Ordering data

Article No.

WinCC Unified Database option

Data storage medium

- WinCC Unified Database option

6AV2154-0BS01-6AA0

Download ¹⁾

- WinCC Unified Database option

6AV2154-0BS01-6LA0

¹⁾ Current information and availability regarding the new type of delivery can be found at: <http://www.siemens.com/tia-online-software-delivery>

More information

Additional information is available on the Internet at:

<http://www.siemens.com/wincc-unified-system>

Overview

WinCC Unified Logging

Option for WinCC Unified for archiving of process values and messages. Process value archiving for the recording, compression and storage of measured values and alarm logging to record events.

Online evaluation of process value archives and alarm logs with display and possible operations, for example representation of trends and display of tables, as well as further processing. Powerful standard functions permit user-friendly and flexible utilization of the logs.

Licensing:

SIMATIC Unified Comfort Panels:

- Messages can be logged without an additional license.
- Process values (tags) can be archived without an additional license.
- Utilization of file-based archiving, with the possibility of a maximum 5 000 logging tags

WinCC Unified PC:

- Messages can be logged without an additional license.
- Graded licenses for the number of logging tags used are available for the archiving of process values (tags). This number can be increased at any time via additive WinCC Unified logging tags (countable licenses).
- The licenses are divided into 100, 500, 1 000, 5 000, 10 000 and 30 000 logging tags.
- A maximum of 5 000 logging tags are possible with utilization of the file-based archiving (default)
- When using the database-based archiving (optional), the number of logging tags is limited by the performance capability of the PC system being used.

Benefits

WinCC Unified Logging

- Process value logging is used to record and archive process data from the plant.
- The alarm log archives any alarms which are issued in the monitored process.
- This archiving can be used to analyze fault states and to document the process.
- A subsequent evaluation of the archived process data then provides you with essential information regarding the operating state of a plant.
- The logs allow hazardous conditions and faults to be identified in good time, known as predictive diagnostics, which in turn avoids downtimes
- Increase of product quality and productivity due to regular evaluation of the logs

Ordering data

Article No.

WinCC Unified Logging

Data storage medium

- | | |
|-------------------------------------|---------------------------|
| • WinCC Unified Logging Tags (100) | 6AV2157-2DA00-0AB0 |
| • WinCC Unified Logging Tags (500) | 6AV2157-1EA00-0AB0 |
| • WinCC Unified Logging Tags (1000) | 6AV2157-2EA00-0AB0 |
| • WinCC Unified Logging Tags (5000) | 6AV2157-1FA00-0AB0 |
| • WinCC Unified Logging Tags (10k) | 6AV2157-2FA00-0AB0 |
| • WinCC Unified Logging Tags (30k) | 6AV2157-6FA00-0AB0 |

Download ¹⁾

- | | |
|-------------------------------------|---------------------------|
| • WinCC Unified Logging Tags (100) | 6AV2157-2DA00-0LB0 |
| • WinCC Unified Logging Tags (500) | 6AV2157-1EA00-0LB0 |
| • WinCC Unified Logging Tags (1000) | 6AV2157-2EA00-0LB0 |
| • WinCC Unified Logging Tags (5000) | 6AV2157-1FA00-0LB0 |
| • WinCC Unified Logging Tags (10k) | 6AV2157-2FA00-0LB0 |
| • WinCC Unified Logging Tags (30k) | 6AV2157-6FA00-0LB0 |

¹⁾ Current information and availability regarding the new type of delivery can be found at: <http://www.siemens.com/tia-online-software-delivery>

More information

Additional information is available on the Internet at:

<http://www.siemens.com/wincc-unified-system>

HMI Software

HMI Software in the TIA Portal
SIMATIC WinCC Unified (TIA Portal) options

WinCC Unified Parameter Control, WinCC Unified Report Execution, WinCC Unified Collaboration

Overview

WinCC Unified Parameter Control

Option for SIMATIC WinCC Unified for the generation and management of parameter sets which contain associated machine or production data.

The structure of a user data type (PLC UDT or HMI UDT) can be adopted for one or more parameter set types and can be changed automatically using a new user data type version.

Licensing:

SIMATIC Unified Comfort Panels:

- No license is required

WinCC Unified PC:

- One license per WinCC Unified PC Runtime is required for activating the functionality.

Benefits

WinCC Unified Parameter Control

- An expansive selection of parameters can be exchanged between the operator panel and control system manually or automatically in order to convert production to another product variant.
- Simple operator guidance due to configurable image object
- Export/import of parameter sets for creation or further processing with other tools (e.g. MS Excel)

Ordering data

Article No.

WinCC Unified Parameter Control

Data storage medium

- WinCC Unified Parameter Control (PC)

6AV2154-0BP01-6AB0

Download ¹⁾

- WinCC Unified Parameter Control (PC)

6AV2154-0BP01-6LB0

¹⁾ Current information and availability regarding the new type of delivery can be found at: <http://www.siemens.com/tia-online-software-delivery>

Overview

WinCC Unified Report Execution

Excel Addin is included in the scope of delivery of WinCC Unified to connect WinCC Unified tags, logging tags and alarms with an Excel report template. The report templates are imported into the WinCC Unified Runtime without the engineering system at runtime, and connected with execution parameters. Reports are automatically created cyclically, dependent on requirements and events, and then stored in Excel or PDF format.

Licensing:

No license is required for the creation of reports in Excel and manual execution of the reports in Excel or from the Report Runtime Control. A WinCC Unified Report Execution license is required for the automated cyclic report dependent on requirements and events.

Benefits

WinCC Unified Report Execution

- Full transparency via WinCC Unified tags, logging tags and alarms
- Filter mechanism for the selection of alarms and tags
- Insertion of individual values and time series data
- Automatic insertion of predefined formulas for time series data
- Individual creation of report templates with the familiar MS Excel and Excel Online
- Activation of created report templates during the runtime without Engineering System
- Automated cyclic report creation based on requirements or events
- Individual reports in Excel format without Excel installation
- Individual reports in PDF format with Excel or LibreOffice-Calc installation

Ordering data

Article No.

WinCC Unified Reporting

Data storage medium

- WinCC Unified Report

6AV2157-0BQ01-6AB0

Download ¹⁾

- WinCC Unified Report

6AV2157-0BQ01-6LB0

Ordering data

Article No.

WinCC Unified Collaboration

Data storage medium

- WinCC Unified Collaboration (PC)
- WinCC Unified Collaboration (Panel)

6AV2154-0BR01-6AB0

6AV2151-0BR01-6AB0

Download ¹⁾

- WinCC Unified Collaboration (PC)

6AV2154-0BR01-6LB0

- WinCC Unified Collaboration (Panel)

6AV2151-0BR01-6LB0

¹⁾ Current information and availability regarding the new type of delivery can be found at: <http://www.siemens.com/tia-online-software-delivery>

Additional information is available on the Internet at:

<http://www.siemens.com/wincc-unified-system>

Overview

Plant Intelligence options

With the SIMATIC WinCC Unified Plant Intelligence options, it is possible to expand SIMATIC WinCC Unified Runtime in line with the requirements on the production plant and visualize it in HMI.

The options enable planning of production processes as well as analysis and optimization of the overall effectiveness of the plant.

Furthermore, flexible production sequences can be designed, and complex and chained production sequences in the plant can be coordinated.

WinCC Unified Calendar:

Planning, configuration and management of events and actions in one general calendar in WinCC Unified (including connection of tags or scripts).

WinCC Unified Line Coordination:

Coordination and monitoring of complex processes in the production line. Control and management of recipe-controlled procedures and orders for the production of various end products.

WinCC Unified Performance Insight:

Definition, calculation and analysis of plant-specific KPIs for individual plant units, machines or entire production lines in machine or line-oriented production plants.

Note:

The SIMATIC WinCC Unified Plant Intelligence options can be used on a PC system. The technological plant hierarchy is a prerequisite for using the SIMATIC WinCC Unified Plant Intelligence options.

HMI Software

HMI Software in the TIA Portal

SIMATIC WinCC Unified Plant Intelligence options

WinCC Unified Calendar

Overview

WinCC Unified Calendar

Recurring, calendar-related working times (shifts) and processes (switching commands) can be planned and modified in advance using the WinCC Unified Calendar.

Planning is based on predefined templates and a time model. This time model is used equally for the "WinCC Unified Calendar" and "WinCC Unified Performance Insight" options.

A technological system hierarchy for the project is created in the TIA Portal. One main calendar is assigned to one branch (main node or root node) within this hierarchy. For runtime (within WinCC Unified Runtime), templates can be created for this main calendar and planning for working times and processes can be defined. Planning takes effect automatically for its "hierarchical children"; they can be supplemented or modified there.

The "WinCC Unified Calendar" option is only available for the WinCC Unified PC system.

Benefits

- Definition of uniform time categories and the selection of usable process tags as a switching command in the TIA Portal
- Planning of working times and processes during runtime
 - Management of shift and day templates, as well as switching actions relative to shift events (start, end)
 - Creation of planning based on templates
 - Modification of planning of hierarchically subordinate system components
 - Definition of recurring, cyclic shifts
- Import and export of templates and planning
- Runtime openness (API) interface
- Use of maintained shifts as criteria for calculating indicators via the "WinCC Unified Performance Insight" option

Application

WinCC Unified Calendar serves user groups which have structured a plant via a plant hierarchy and want to define recurring events within this hierarchy.

Design

With WinCC Unified Calendar licensing, it is possible to manage templates and the use/planning within a main node via the option. Modifications and adaptations of planning hierarchically subordinate system components is possible. The license is stored on the assigned WinCC Unified runtime station. If other main nodes are created and managed on this WinCC Unified runtime station, additional extension licenses for each additional main node are necessary. These extension licenses are additive (countable licenses).

The necessary runtime and engineering components are supplied with the licenses.

Ordering data

Article No.

WinCC Unified Calendar

Data storage medium

- WinCC Unified Calendar Base
- WinCC Unified Calendar Extension (1)

6AV2156-0BC01-6AA0
6AV2156-1JC00-0AB0

Download¹⁾

- WinCC Unified Calendar Base
- WinCC Unified Calendar Extension (1)

6AV2156-0BC01-6LA0
6AV2156-1JC00-0LB0

¹⁾ Current information and availability regarding the new type of delivery can be found at: <http://www.siemens.com/tia-online-software-delivery>

Overview

WinCC Unified Line Coordination

With WinCC Unified Line Coordination, recipe- and batch-controlled production processes like those used in the food and beverages industry, but also in other industries, can be automated.

Complex sequences of chained machines in the production line can hereby be coordinated, synchronized and monitored based on SIMATIC S7-1500 and WinCC Unified.

Together with WinCC Unified, WinCC Unified Line Coordination is coordinated to the technological requirements and offers corresponding standard functions. For example, a technological plant hierarchy in line with ISA-88 can be created in the TIA Portal. Moreover, recipe management and controls for visualization are available.

Benefits

- Reliable operation of the plant based on robust, tried-and-tested standard industrial components such as SIMATIC S7-1500
- Flexible and efficient engineering based on the TIA Portal
- Definition of standardized procedures for reduced workload; standardization based on ISA-88
- Reproducibility of recipes to ensure consistent product quality
- Planning and management of orders in a central location
- Various monitoring options for improved transparency and control of planning or running production processes
- Logging of production data for transparency and traceability in production

Application

WinCC Unified Line Coordination is suitable for all user groups that wish to structure a plant using a technological hierarchy and standardize production processes using a recipe system.

Design

WinCC Unified Line Coordination is a software package containing the required Engineering and Runtime components which can be installed in addition to WinCC Unified Engineering and WinCC Unified Runtime (PC system).

A basic license (WinCC Unified Line Coordination Base) containing the basic functionalities such as recipe management, order definition and material definition, as well as three units for synchronization within a recipe, is available for WinCC Unified Line Coordination. In addition, the number of units to be synchronized can be increased (countable licenses) at any time by means of additive licenses (WinCC Unified Line Coordination Extension).

Ordering data

Article No.

WinCC Unified Line Coordination

Data storage medium

- | | |
|--|---------------------------|
| • WinCC Unified Line Coordination V16 Base (incl. 3 Units) | 6AV2156-0BL01-6AA0 |
| • WinCC Unified Line Coordination Extension (5) | 6AV2156-1CL00-0AB0 |
| • WinCC Unified Line Coordination Extension (10) | 6AV2156-2CL00-0AB0 |
| • WinCC Unified Line Coordination Extension (50) | 6AV2156-1DL00-0AB0 |

Download¹⁾

- | | |
|--|---------------------------|
| • WinCC Unified Line Coordination V16 Base (incl. 3 Units) | 6AV2156-0BL01-6LA0 |
| • WinCC Unified Line Coordination Extension (5) | 6AV2156-1CL00-0LB0 |
| • WinCC Unified Line Coordination Extension (10) | 6AV2156-2CL00-0LB0 |
| • WinCC Unified Line Coordination Extension (50) | 6AV2156-1DL00-0LB0 |

¹⁾ Current information and availability regarding the new type of delivery can be found at: <http://www.siemens.com/tia-online-software-delivery>

Additional information is available on the Internet at:

<http://www.siemens.com/wincc-unified-system>

HMI Software

HMI Software in the TIA Portal
SIMATIC WinCC Unified Plant Intelligence options

WinCC Unified Performance Insight

Overview

WinCC Unified Performance Insight

The WinCC Unified Performance Insight can be used to calculate and analyze plant-specific indicators for individual plant units, machines or entire production lines in machine or line-oriented production plants with WinCC Unified PC systems.

Benefits

Demonstration of weak points in production processes and deriving optimization potential.

- Flexible - individual calculation of plant-specific indicators in WinCC Unified
- Creating relationships - recognizing indicators in context, e.g. availability per shift
- Optimally informed - analyzing indicators in WinCC Unified Runtime as a bar graph, Gantt chart or table even via Web
- Expandable - adding indicators in existing plants without production losses
- Getting results fast - short configuration time and familiarization time thanks to integration in WinCC Unified

Application

All user groups benefit from the Performance Insight, from the application engineer to management-level evaluators.

The engineer can use the application environment integrated in WinCC Unified to derive individual formulas for calculating performance indicators.

KPIs and operands from Performance Insight are automatically created in event- or time-controlled Excel reports and used by management for production analysis and documentation.

For maintenance, the web client of the WinCC Unified can be used for analysis with the bar (for performance), progression (Gantt) and table controls.

Performance indicators can be displayed on local user interfaces using standard WinCC Unified resources to keep machine operators up to date.

Design

Fault analyses provide information about the frequency and duration of machine or plant downtimes. The included controls can be effortlessly be integrated in WinCC Unified process pictures.

The determined data gives information on the effectiveness of individual machines and of entire production plants. The transparency of the data allows for a quick response and countermeasures in the event of faults, which increases the availability of the machine. Structuring of the production plant constituting central elements for evaluation (equipment efficiency)

- Can be used for individual machines or even complete production plants
- Easy integration in existing WinCC Unified plants
- Cyclic or event-controlled calculation of indicators (KPIs)

All of the analysis results are integrated in the form of controls in WinCC Unified screens. Bar (performance), trend (Gantt) and table views are available in WinCC-Unified process pictures. Complete transparency throughout the machine park as the basis for optimizing plant productivity via automatic execution of reports.

- Recognition of production relationships
- Calculation of downtimes and localization of sources
- Weak-point analysis in production processes.

Ordering data

Article No.

WinCC Unified Performance Insight

Data storage medium

- WinCC Unified Performance Insight (PC) Base incl. 3 analyzed plant objects
- 10 analyzed plant objects
- 30 analyzed plant objects
- 100 analyzed plant objects
- 300 analyzed plant objects

6AV2156-0BP01-6AA0

6AV2156-2CP00-0AB0

6AV2156-6CP00-0AB0

6AV2156-2DP00-0AB0

6AV2156-0XP00-0AB0

Download

- WinCC Unified Performance Insight (PC) Base incl. 3 analyzed plant objects
- 10 analyzed plant objects
- 30 analyzed plant objects
- 100 analyzed plant objects
- 300 analyzed plant objects

6AV2156-0BP01-6LA0

6AV2156-2CP00-0LB0

6AV2156-6CP00-0LB0

6AV2156-2DP00-0LB0

6AV2156-0XP00-0LB0

Additional information is available on the Internet at:

<http://www.siemens.com/wincc-unified-system>

Overview



SIMATIC WinCC Runtime Professional visualization software

- PC-based operator control and monitoring system for visualization and operator control of processes, production flows, machines and plants in all sectors – from the simple single-user station through to distributed multi-user systems and cross-location solutions with web clients. WinCC Runtime Professional is the information hub for corporation-wide vertical integration.
- Industry-standard functions for signaling and acknowledging events, archiving of messages and measured values, logging of all process and configuration data, user administration, can be expanded flexibly with VB and C scripts
- Basic package expandable by means of option packages
- Also included are APIs for the Runtime to utilize the open programming interfaces

<http://www.siemens.com/wincc-professional>

3

SIMATIC WinCC (TIA Portal) engineering software

Family of configuration systems with WinCC Basic, Comfort, Advanced and Professional for SIMATIC operator panels, as well as for the WinCC Runtime Advanced and WinCC Runtime Professional PC-based visualization systems.

SIMATIC WinCC Runtime Advanced visualization software

- PC-based HMI solution for single-user systems directly at the machine
- Basic package for visualization, reporting and logging, user administration, can be expanded flexibly with VB scripts
- Basic package expandable by means of option packages
- Can be integrated into automation solutions based on TCP/IP networks
- Expanded service concepts with remote operation, diagnostics and administration over the intranet and Internet in combination with email communication

<http://www.siemens.com/wincc-advanced>

HMI Software

HMI Software in the TIA Portal
SIMATIC WinCC (TIA Portal)

SIMATIC WinCC (TIA Portal) Engineering

Overview

- Integrated family of engineering tools for configuring SIMATIC HMI operator panels, as well as for the PC-based visualization systems WinCC Runtime Advanced and WinCC Runtime Professional.
- WinCC (TIA Portal) is based on the new central engineering framework Totally Integrated Automation Portal (TIA Portal), which offers the user a uniform, efficient and intuitive solution to all automation tasks.
- WinCC (TIA Portal) also offers uniform engineering from the Basic Panel through to SCADA applications.
- Together with the STEP 7 (TIA Portal) products, WinCC (TIA Portal) forms the optimum solution for integrated, efficient engineering.

Current version:

- SIMATIC WinCC Basic V16
- SIMATIC WinCC Comfort V16
- SIMATIC WinCC Advanced V16
- SIMATIC WinCC Professional V16

Benefits

- The integrated configuration software reduces training, maintenance and service overhead and protects the customer's investments.
- Minimized engineering overhead and reduction of lifecycle costs thanks to Totally Integrated Automation (TIA)
- Minimized configuration overhead due to reuse of scalable and dynamizable objects
- Intelligent tools for efficient and simple configuration:
 - Wizard for defining the basic structure of the HMI project
 - Table-based editors simplify the generation and processing of similar types of objects, e.g. for tags, texts, or alarms.
 - Complex configuration tasks such as the definition of paths of motion or the creation of the fundamental operator prompting are simplified by means of graphical configuration.
- Comprehensive support of multi-language configurations for worldwide use
 - Selectable views for entering configuration data in several languages
 - System and user-specific text lexicons
 - Export/import of language-dependent texts
- Security of investment due to
 - Import of the configuration from WinCC flexible 2008 SP2, 2008 SP3 and 2008 SP5
 - Import of the configuration from WinCC V7.3, V7.4 and V7.5

Application

SIMATIC WinCC in the editions Basic, Comfort, Advanced and Professional are innovative engineering tools for configuring SIMATIC HMI operator panels, as well as for the PC-based visualization systems WinCC Runtime Advanced and WinCC Runtime Professional.

Depending on the selected product, various target systems can be configured:

WinCC Basic

- Basic Panels 1st Generation
- Basic Panels 2nd Generation

WinCC Comfort

As WinCC Basic, plus:

- Comfort Panels
- Mobile Panels 2nd Generation
- Mobile Panels x77 Series

WinCC Advanced

As WinCC Comfort, plus:

- SIMATIC PCs with WinCC Runtime Advanced:
 - SIMATIC Rack PCs
 - SIMATIC Box PCs
 - SIMATIC Panel PCs
 - SIMATIC S7 Open Controllers
- Standard PC with WinCC Runtime Advanced
- SINUMERIK PC: PCU 50.3, PCU 50.5

WinCC Professional

As WinCC Advanced, plus:

- SIMATIC PCs with WinCC Runtime Professional
 - SIMATIC Rack PCs
 - SIMATIC Box PCs
 - SIMATIC Panel PCs
- Standard PC with WinCC Runtime Professional

Design

The functionalities of the engineering tools of the SIMATIC WinCC family are based on each other. The available editors are largely determined by the respective configurable target systems and their function.

A more comprehensive engineering tool such as WinCC Advanced can always be used to configure lower-level target devices as well (e.g. Basic Panels)

A Powerpack can be used to upgrade from a smaller edition to a larger one. This does not apply to WinCC Basic.

The functionality of WinCC engineering tools already contains the configuration support of the available Runtime options for SIMATIC Panels, WinCC Runtime Advanced or WinCC Runtime Professional, irrespective of the purchased RT licenses. A separate license is required for the target system when using the configured Runtime options.

Function

Integration into automation systems

Integration into the SIMATIC Totally Integrated Automation Portal (TIA Portal)

- Shared data management and uniform symbols via the controller and HMI
- Optimum interaction between the controller and HMI in a working environment
- System diagnostics as an integral component
- Shared use of communication settings and process point definitions
- Simple dragging and dropping of tags from STEP 7 to an HMI device, e.g. onto a screen
- Excellent support for the new SIMATIC S7-1500 controllers
 - With symbolic addressing
 - Access to the new memory-optimized data blocks
 - New alarm and diagnostics concept

Configuration interface

- Intuitive user interfaces with maximum degree of user friendliness
- Comprehensive and fast access to editors and project data
- Adaptive user interface of engineering tools depending on configured target system
- User-definable user interface settings, e.g. layout, toolbars
- Integrated mass data operations for efficient configuration

Project handling

- Device-independent configuration data can be used on a variety of target systems without the need for conversion. The interface adapts itself to the functional possibilities of the target device.
- Cross-device utilization of common configuration data (e.g. message classes, text library) in multi-device projects
- Wizard-assisted definition of basic structure of HMI projects (e.g. display layout, operator prompting)

Screen editor with comprehensive options for efficient and fast screen configuration

- Generation of interconnected screen objects via Drag&Drop, e.g. tags for the creation of input/output fields with process interfacing or buttons with screen selection function
- Definition of screen templates and functions (comparable with the Slide Master in MS PowerPoint)
- User-friendly editor for the creation of faceplates with defined external interface from screen objects
- Graphics-based configuration of motion paths
- Layer technology with up to 32 layers
- Tools for the Align, Rotate and Mirror functions

Import/export

- of tags, links, text lists, and alarms

Tabular editors

- Quick and easy generation and modification of configuration objects of the same type, e.g. tags, texts or messages, in tabular editors
- Intelligent default settings depending on previously configured data, e.g. automatic incrementing of addresses when generating consecutive tags
- Simple access to the properties of an object without superfluous user intervention
- Simultaneous modification of common object properties

Object-based data management with user-friendly search and edit options

- Configuration of alarms and logs directly on the HMI tag, no switching between different editors
- Cross-reference list with direct access to all objects, e.g. for editing or selection
- Search for objects in entire project
- Text search and replace functions

Project documentation

- Selective project documentation, the following contents can be printed:
 - An entire project
 - One or more project-associated devices
 - Contents of an editor
 - Libraries

HMI Software

HMI Software in the TIA Portal
SIMATIC WinCC (TIA Portal)

SIMATIC WinCC (TIA Portal) Engineering

Function (continued)

Libraries for predefined/user-defined configuration objects

- Storage of all configuration objects in the library, e.g. blocks and even entire screens or tags
- Faceplates can be constructed from simple screen objects on a customer-specific or project-specific basis. Changes to these faceplates can be made centrally (block definition).
- A large number of scalable and dynamizable screen objects is included in the scope of supply
- Size-scalable graphics for industrial applications are included in the scope of supply
- Preview function for library objects

Language support

- Multilingual project creation (max. 32 languages) in editors thanks to selectable views
- Central management of language-specific texts and graphics in libraries
- Edit, export and import of texts for translation
- Language-specific graphics

Visual Basic and C-Script Support

- IntelliSense function for fast programming of access to runtime objects
- Simple creation of control sequences in script code
- Visual Basic Script debugging in simulator and WinCC Runtime Advanced and WinCC Runtime Professional

Test and commissioning support

- Simulation of HMI projects on engineering PC
- Marking of incomplete or incorrect configuration directly in the respective editor
- Jump to error cause based on alarm messages in the Compiler

Migration of existing HMI projects

- Data transfer in projects from WinCC flexible
- Data transfer in projects from WinCC

System prerequisites

WinCC engineering software	
Processor type (recommended)	Intel® Core™ i5-6440EQ (2.7 GHz)
RAM (recommended)	16 GB or more (32 GB for large projects)
Hard disk	SSD with at least 50 GB storage space available
Operating systems	64-bit operating systems <ul style="list-style-type: none"> • Windows 7 Home Premium SP1 (WinCC Basic only) • Windows 7 Professional SP1 • Windows 7 Enterprise SP1 • Windows 7 Ultimate SP1 • Windows 10 Home Version 1703 (WinCC Basic only) • Windows 10 Professional Version 1703 • Windows 10 Enterprise Version 1703 • Windows 10 Enterprise 2016 LTSB • Windows Server 2012 R2 StdE • Windows Server 2016 Standard
Screen resolution	Recommended 1 920 x 1 080
Optical drive	DVD-ROM

Note:

Opening several instances of WinCC on your engineering PC at the same time may result in more demanding hardware requirements.

In addition to WinCC, Windows also requires space on the hard disk; e.g. free disk space should be available for the swap file.

The following formula has proven itself in the past:
Size of swap file = 3 x size of RAM.

For further information, refer to your Windows documentation

Ordering data	Article No.	Article No.
<i>SIMATIC WinCC Basic software</i>		<i>Upgrades</i>
SIMATIC WinCC Basic V16 • Data storage medium • Download ¹⁾	6AV2100-0AA06-0AA5 6AV2100-0AA06-0AH5	WinCC V11..V15.1 -> WinCC V16 Data storage medium • SIMATIC WinCC Basic • SIMATIC WinCC Comfort • SIMATIC WinCC Advanced • SIMATIC WinCC Professional 512 PowerTags • SIMATIC WinCC Professional 4 096 PowerTags • SIMATIC WinCC Professional max. PowerTags Download ¹⁾ • SIMATIC WinCC Basic • SIMATIC WinCC Comfort • SIMATIC WinCC Advanced • SIMATIC WinCC Professional 512 PowerTags • SIMATIC WinCC Professional 4 096 PowerTags • SIMATIC WinCC Professional max. PowerTags
SIMATIC WinCC Comfort V16 • Data storage medium • Download ¹⁾	6AV2101-0AA06-0AA5 6AV2101-0AA06-0AH5	6AV2100-3AA06-0AE5 6AV2101-3AA06-0AE5 6AV2102-3AA06-0AE5 6AV2103-3DA06-0AE5
SIMATIC WinCC Advanced V16 • Data storage medium • Download ¹⁾	6AV2102-0AA06-0AA5 6AV2102-0AA06-0AH5	6AV2103-3HA06-0AE5 6AV2103-3XA06-0AE5
SIMATIC WinCC Professional V16 Data storage medium • 512 PowerTags • 4 096 PowerTags • Max. PowerTags Download ¹⁾ • 512 PowerTags • 4 096 PowerTags • Max. PowerTags	6AV2103-0DA06-0AA5 6AV2103-0HA06-0AA5 6AV2103-0XA06-0AA5 6AV2103-0DA06-0AH5 6AV2103-0HA06-0AH5 6AV2103-0XA06-0AH5	6AV2100-3AA06-0AK5 6AV2101-3AA06-0AK5 6AV2102-3AA06-0AK5 6AV2103-3DA06-0AK5 6AV2103-3HA06-0AK5 6AV2103-3XA06-0AK5
<i>SIMATIC WinCC V16 Trial Licenses</i>		WinCC flexible 2008 to WinCC V16 • WinCC flexible Compact to WinCC Comfort • WinCC flexible Standard to WinCC Comfort • WinCC flexible Advanced to WinCC Advanced As download ¹⁾ • WinCC flexible Compact to WinCC Comfort • WinCC flexible Standard to WinCC Comfort • WinCC flexible Advanced to WinCC Advanced
SIMATIC WinCC Basic/Comfort/Advanced V16, Trial License on data storage medium	6AV2102-0AA06-0AA7	6AV2101-4AB06-0AE5 6AV2101-4BB06-0AE5 6AV2102-4AA06-0AE5
SIMATIC WinCC Professional V16, Trial License on data storage medium	6AV2103-0AA06-0AA7	6AV2101-4AB06-0AK5 6AV2101-4BB06-0AK5 6AV2102-4AA06-0AK5
<i>Powerpacks</i>		
SIMATIC WinCC Comfort V16 • Data storage medium • Download ¹⁾	6AV2101-2AA06-0BD5 6AV2101-2AA06-0BJ5	
SIMATIC WinCC Advanced V16 • Data storage medium • Download ¹⁾	6AV2102-2AA06-0BD5 6AV2102-2AA06-0BJ5	
SIMATIC WinCC Professional V16 Data storage medium • 512 PowerTags • 4 096 PowerTags • Max. PowerTags Download ¹⁾ • 512 PowerTags • 4 096 PowerTags • Max. PowerTags	6AV2103-2AD06-0BD5 6AV2103-2DH06-0BD5 6AV2103-2HX06-0BD5 6AV2103-2AD06-0BJ5 6AV2103-2DH06-0BJ5 6AV2103-2HX06-0BJ5	

¹⁾ Current information and availability regarding the new type of delivery can be found at: <http://www.siemens.com/tia-online-software-delivery>

HMI Software

HMI Software in the TIA Portal
SIMATIC WinCC (TIA Portal)

SIMATIC WinCC (TIA Portal) Engineering

Ordering data

Article No.

SIMATIC WinCC Basic software

SIMATIC WinCC Basic V15.1

- Data storage medium
- Download ¹⁾

6AV2100-0AA05-0AA5
6AV2100-0AA05-0AH5

SIMATIC WinCC Comfort V15.1

- Data storage medium
- Download ¹⁾

6AV2101-0AA05-0AA5
6AV2101-0AA05-0AH5

SIMATIC WinCC Advanced V15.1

Engineering software in the TIA Portal; for configuring SIMATIC Panels, WinCC Runtime Advanced; runs with Windows 7 (64-bit), Windows 10 (64-bit), WinSrv 2012 R2/2016 (64-bit), Class A;

6 languages: en, de, fr, es, it, zh

- Floating license; software and documentation on DVD; license key on USB flash drive
- Floating license; software, documentation and license key for downloading ¹⁾; E-mail address required for delivery

6AV2102-0AA05-0AA5

6AV2102-0AA05-0AH5

SIMATIC WinCC Professional V15.1

Data storage medium

- 512 PowerTags
- 4 096 PowerTags
- Max. PowerTags

Download ¹⁾

- 512 PowerTags
- 4 096 PowerTags
- Max. PowerTags

6AV2103-0DA05-0AA5
6AV2103-0HA05-0AA5
6AV2103-0XA05-0AA5

6AV2103-0DA05-0AH5
6AV2103-0HA05-0AH5
6AV2103-0XA05-0AH5

SIMATIC STEP 7/SIMATIC WinCC Trial Licenses

On DVD, 21 day trial

SIMATIC STEP 7 Basic/Professional SIMATIC WinCC Basic/Comfort/Advanced V15.1, trial license

6AV2102-0AA05-0AA7

SIMATIC STEP 7 Professional SIMATIC WinCC Professional V15.1, trial license

6AV2103-0AA05-0AA7

License:
SIMATIC 50 h engineering with STEP 7 Professional Combo, WinCC Professional (incl. WinCC flexible 2008) and STEP 7 Safety Advanced (incl. Distributed Safety)

6ES7823-1GE05-0YA5

Article No.

Powerpacks (without version change)

SIMATIC WinCC Basic to WinCC Comfort V15.1 ²⁾

- Data storage medium
- Download ¹⁾

6AV2101-2AA05-0BD5
6AV2101-2AA05-0BJ5

SIMATIC WinCC Comfort to WinCC Advanced V15.1

- Data storage medium
- Download ¹⁾

6AV2102-2AA05-0BD5
6AV2102-2AA05-0BJ5

SIMATIC WinCC Advanced to WinCC Professional V15.1

- 512 PowerTags
- Download ¹⁾; 512 PowerTags

6AV2103-2AD05-0BD5
6AV2103-2AD05-0BJ5

SIMATIC WinCC Professional V15.1

- 512 PowerTags -> 4 096 PowerTags
- 4 096 PowerTags -> max. PowerTags

6AV2103-2DH05-0BD5

6AV2103-2HX05-0BD5

Download ¹⁾

- 512 PowerTags -> 4 096 PowerTags
- 4 096 PowerTags -> max. PowerTags

6AV2103-2DH05-0BJ5

6AV2103-2HX05-0BJ5

Software Update Service

For a period of 12 months and for a fixed price, the customer is automatically provided with all upgrades and service packs for each installed WinCC engineering system or option.

The contract is automatically extended by a further year unless canceled at least 12 weeks prior to expiration.

Software Update Service (Standard Edition)

The delivery is implemented according to the number of ordered SUS products (e.g. 10 upgrade packages with 10 DVDs, 10 USB flash drives, etc.)

- SIMATIC WinCC Comfort
- SIMATIC WinCC Advanced
- SIMATIC WinCC Professional 512 PowerTags
- SIMATIC WinCC Professional 4 096 PowerTags
- SIMATIC WinCC Professional max. PowerTags

6AV6612-0AA00-0AL0

6AV6613-0AA00-0AL0

6AV2103-0DA00-0AL0

6AV2103-0HA00-0AL0

6AV2103-0XA00-0AL0

Ordering data	Article No.	Article No.
<p>Software Update Service (Compact Edition)</p> <p>The delivery items are combined. For several contracts, only 1 package with 1 data storage medium set, 1 USB flash drive with the corresponding number of licenses and the corresponding number of CoLs will be supplied.</p> <p>Delivery items to be combined must be ordered as one item.</p> <ul style="list-style-type: none"> • SIMATIC WinCC Comfort • SIMATIC WinCC Advanced • SIMATIC WinCC Professional 512 PowerTags • SIMATIC WinCC Professional 4 096 PowerTags • SIMATIC WinCC Professional max. PowerTags <p>Download ¹⁾</p> <p>E-mail address required for delivery</p> <ul style="list-style-type: none"> • SIMATIC WinCC Comfort • SIMATIC WinCC Advanced • SIMATIC WinCC Professional 512 PowerTags • SIMATIC WinCC Professional 4 096 PowerTags • SIMATIC WinCC Professional max. PowerTags 	<p>6AV6612-0AA00-0AM0</p> <p>6AV6613-0AA00-0AM0</p> <p>6AV2103-0DA00-0AM0</p> <p>6AV2103-0HA00-0AM0</p> <p>6AV2103-0XA00-0AM0</p> <p>6AV6612-0AA00-0AY0</p> <p>6AV6613-0AA00-0AY0</p> <p>6AV2103-0DA00-0AY0</p> <p>6AV2103-0HA00-0AY0</p> <p>6AV2103-0XA00-0AY0</p>	<p>Upgrades</p> <p>Data storage medium</p> <p>WinCC V11..V14 -> WinCC V15.1</p> <ul style="list-style-type: none"> • SIMATIC WinCC Basic • SIMATIC WinCC Comfort • SIMATIC WinCC Advanced • SIMATIC WinCC Professional 512 PowerTags • SIMATIC WinCC Professional 4 096 PowerTags • SIMATIC WinCC Professional max. PowerTags <p>Download ¹⁾</p> <ul style="list-style-type: none"> • SIMATIC WinCC Basic • SIMATIC WinCC Comfort • SIMATIC WinCC Advanced • SIMATIC WinCC Professional 512 PowerTags • SIMATIC WinCC Professional 4 096 PowerTags • SIMATIC WinCC Professional max. PowerTags <p>WinCC flexible 2008 to WinCC V15.1</p> <ul style="list-style-type: none"> • WinCC flexible Compact to WinCC Comfort • WinCC flexible Standard to WinCC Comfort • WinCC flexible Advanced to WinCC Advanced <p>As download ¹⁾</p> <ul style="list-style-type: none"> • WinCC flexible Compact to WinCC Comfort • WinCC flexible Standard to WinCC Comfort • WinCC flexible Advanced to WinCC Advanced
		<p>6AV2100-3AA05-0AE5</p> <p>6AV2101-3AA05-0AE5</p> <p>6AV2102-3AA05-0AE5</p> <p>6AV2103-3DA05-0AE5</p> <p>6AV2103-3HA05-0AE5</p> <p>6AV2103-3XA05-0AE5</p> <p>6AV2100-3AA05-0AK5</p> <p>6AV2101-3AA05-0AK5</p> <p>6AV2102-3AA05-0AK5</p> <p>6AV2103-3DA05-0AK5</p> <p>6AV2103-3HA05-0AK5</p> <p>6AV2103-3XA05-0AK5</p> <p>6AV2101-4AB05-0AE5</p> <p>6AV2101-4BB05-0AE5</p> <p>6AV2102-4AA05-0AE5</p> <p>6AV2101-4AB05-0AK5</p> <p>6AV2101-4BB05-0AK5</p> <p>6AV2102-4AA05-0AK5</p>

¹⁾ Current information and availability regarding the new type of delivery can be found at: <http://www.siemens.com/tia-online-software-delivery>

²⁾ Valid only for Article No.'s 6AV2100-0AA05-0AA5 or 6AV2100-0AA05-0AH5

Additional information is available on the Internet at:

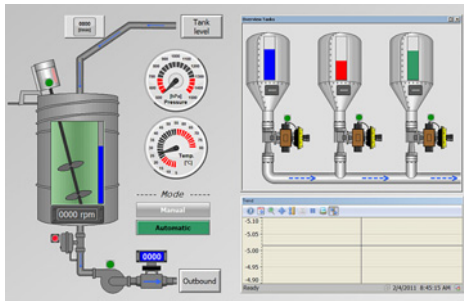
<http://www.siemens.com/wincc-unified-system>

HMI Software

HMI Software in the TIA Portal
SIMATIC WinCC (TIA Portal) Runtime

Introduction

Overview



SIMATIC WinCC Runtime Advanced visualization software

- PC-based operator control and monitoring solution for single-user systems directly at the machine
- Basic package for visualization, reporting and logging, user administration, can be expanded flexibly with VB scripts
- Basic package expandable by means of option packages
- Can be integrated into automation solutions based on TCP/IP networks
- Expanded service concepts with remote operation, diagnostics and administration over the intranet and Internet in combination with email communication

<http://www.siemens.com/wincc-advanced>

SIMATIC WinCC Runtime Professional visualization software

- PC-based operator control and monitoring system for visualization and operator control of processes, production flows, machines and plants in all sectors – from the simple single-user station through to distributed multi-user systems and cross-location solutions with web clients. WinCC Runtime Professional is the information hub for corporation-wide vertical integration.
- Industry-standard functions for signaling and acknowledging events, archiving of messages and measured values, logging of all process and configuration data, user administration, can be expanded flexibly with VB and C scripts
- Basic package expandable by means of option packages
- Also included are APIs for the Runtime to utilize the open programming interfaces

Additional information is available on the Internet at:

<http://www.siemens.com/wincc-professional>

Overview

PC-based operator control and monitoring system for single-user systems directly at the machine. SIMATIC WinCC Runtime Advanced is configured with the SIMATIC WinCC Advanced or SIMATIC WinCC Professional configuration software.

Benefits

- Functions for all visualization tasks:
 - Operator functions
 - Graphics and trend displays
 - Alarm logging
 - Report system
 - Archiving (option)
 - Recipe management (option)
 - Audit Trail (option)
- Flexible runtime functionality due to Visual Basic scripts
- Service concepts with remote operation, diagnostics and administration via intranet/Internet as well as email communication increase availability (option)
- Support for simple distributed automation solutions based on TCP/IP networks at the machine-level (option)
- Part of the Totally Integrated Automation Portal
 - Direct access to the tag and message configuration of the SIMATIC controller
 - Excellent support of the new SIMATIC S7-1500 controller With symbolic addressing
 - Access to the new memory-optimized data blocks
 - New alarm and diagnostics concept (incl. ProDiag)
 - Integrated diagnostic functions for increasing productivity

Application

SIMATIC WinCC Runtime Advanced is the high-performance visualization software for simple, machine-oriented visualization tasks. It can be used as a single-user solution for all automation applications in production automation, process automation and building services automation.

SIMATIC WinCC Runtime Advanced can be used in combination with the following operator panels:

- SIMATIC Rack PC:
 - IPC347, IPC547, IPC647, IPC847
- SIMATIC Box PC:
 - IPC227, IPC427, IPC627, IPC827
- SIMATIC Panel PC:
 - IPC277, IPC477, IPC677, Panel PC Ex OG
- SIMATIC S7 Open Controller: ET 200SP Open Controller
- SINUMERIK PC: PCU 50.3, PCU 50.5
- Standard PCs with resolutions (W x H in pixels) of:
 - 4:3 format: 640 x 480, 800 x 600, 1024 x 768, 1280 x 1024, 1600 x 1200
 - Widescreen format: 800 x 480, 1280 x 800, 1366 x 768, 1440 x 900, 1680 x 1050, 1920 x 1080, 1920 x 1200, 1980 x 1080

Design

SIMATIC WinCC Runtime Advanced is available as a software package with 128, 512, 2 048, 4 096, 8 192 and 16 384 PowerTags.

The term PowerTags is used to identify process tags and area pointers that have a process link to the controller. Tags without process links, constant limit values of tags, and messages (up to 4 000 bit-triggered messages) are also available for additional system performance. The range of functions of WinCC Runtime Advanced includes the centralized HMI components for visualizing and reporting, and it can be expanded to suit requirements and costs by using optional packages.

SIMATIC WinCC Runtime Advanced is configured with the SIMATIC WinCC Advanced or SIMATIC WinCC Professional configuration software.

Function

Visualization via Windows-compliant user interface

Made up of parameterizable screen objects and faceplates created on a project-specific basis:

- Numeric and alphanumeric input/output fields
- Static text and graphic display plus vector graphics
- Dynamizable graphics from HMI symbol library
- Bar graph, trend curve graph with scroll and zoom function as well as read line
- Signal-specific text and graphic lists
- Buttons and switches for operator-process communication
- Editing fields for process values (signals)
- Analog display, slider as example for further screen objects
- Project-specific faceplates created from basic objects of the system
- Graphic displays for various standard graphic formats, e.g. bitmaps, .jpg, .wmf

Alarms and messages

- Discrete alarms and analog alarms as well as event-driven Alarm-S/Alarm-D message procedure with SIMATIC S7
- The new ProDiag alarm and diagnostics concept of the S7-1500 controller is also supported
- Freely-definable message classes for definition of acknowledgment response and display of alarm events

Logging of alarms and process values¹⁾

- Logging in files (e.g. CSV or TXT file) and Microsoft SQL databases
- Online evaluation of process value and alarm logs
- Evaluation of process value and alarm logs using standard Microsoft tools such as Excel

Recipes¹⁾

- Generation of data records for machine data or production data
- Display or entry of data records via a configurable screen object or via process screens distributed within the project
- Transmission of data records from or to the controller
- Import/export of data records from/to CSV files for further processing with other tools (e.g. MS Excel)

HMI Software

HMI Software in the TIA Portal
SIMATIC WinCC (TIA Portal) Runtime

WinCC Runtime Advanced

Function (continued)

Documentation of process data, alarm events, and recipes

- Time or event-driven report output
- User-definable layout

Flexible expansion of integrated system function using Visual Basic script

Language support for multilingual projects

- Up to 32 online languages
- Language-dependent texts and graphics
- Language selection during runtime

User-oriented access protection according to requirements of regulated sectors

- Authentication with user ID and password
- User group-specific rights
- Central system-wide user administration based on SIMATIC Logon¹⁾
- Monitoring of changes by operators in runtime operation¹⁾
- Recording of operator actions in an Audit Trail¹⁾

Onboard controller connection to many different controllers

- Communication via native drivers and standard OPC channel
- Simultaneous connection using several protocols: OPC client and SIMATIC HMI HTTP protocol are additive, i.e. they can be used in conjunction with other controller connections

Open communication between HMI systems and with higher-level systems

- OPC servers
 - Use of the visualization system as a data server (OPC server) for higher-level automation components, e.g. control systems or systems in the office area
 - OPC-DA server: tags, e.g. process values
- Communication between HMI systems is established on the basis of Ethernet networks, or via the intranet/Internet
 - Read and write access to tags.
 - The WinCC Runtime Advanced or SIMATIC Panels provide other SIMATIC HMI systems or office applications with data (tags)
- Sending of emails on demand or event-driven
 - e.g. to maintenance personnel via SMTP server (Simple Mail Transfer Protocol)
 - The optional use of email/SMS gateways enables access to standard networks (external service provider required)
- System diagnostics via device-specific HTML pages. The following functions are available:
 - Starting and stopping the HMI runtime for maintenance
 - Remote access to recipe data records, passwords and information specific to the HMI system
 - Access to the HMI system files via a file explorer
 - Download of configuration data via the intranet/Internet
 - Supplement with own HTML pages

WinCC Sm@rtServer for the remote control via the intranet and Internet¹⁾

- Display and control of process screens on remote PC or Panel
- A SIMATIC HMI system can be used to control or monitor another system remotely; entry level for client/server configurations for distributed operator stations or for solutions with head-end stations or control rooms

¹⁾ Option for SIMATIC WinCC Runtime Advanced; runtime licenses must be purchased separately. Additional information is available under "WinCC options".

System requirements

	SIMATIC WinCC Runtime Advanced
Processor type (min.)²⁾	32-bit operating system: at least Intel® Atom™ 1.3 GHz or comparable 64-bit operating system: at least Intel® Celeron™ 1.4 GHz or comparable
RAM (min.)³⁾	4 GB or more
Hard disk	8 GB disk space available
Operating systems	32-bit operating systems: • Windows 7 Professional SP1 • Windows 7 Enterprise SP1 • Windows 7 Ultimate SP1 • Windows Embedded Standard Edition 7 SP1 (SIMATIC IPC only) 64-bit operating systems: • Windows 7 Professional SP1 • Windows 7 Enterprise SP1 • Windows 7 Ultimate SP1 • Windows Embedded Standard Edition 7 SP1 (SIMATIC IPC only) • Windows 8.1 Professional • Windows 8.1 Enterprise • Windows Embedded 8.1 Industry • Windows 10 Professional Version 1703 • Windows 10 Enterprise Version 1703 • Windows 10 Enterprise 2016 LTSC • Windows Server 2008 R2 Standard Edition SP1 • Windows Server 2012 R2 Standard Edition • Windows Server 2016 Standard Edition
Optical drive	DVD-ROM

²⁾ In combination with options, more powerful systems may be required

³⁾ The required RAM is determined primarily by the size of the graphics used.

Note:

In addition to WinCC, Windows also requires space on the hard disk; e.g. free storage space should be available for the swap file. The following formula has proven itself in the past:
Size of swap file = 3 x size of RAM.

For further information, refer to your Windows documentation.

Technical specifications

The following tables of system limitations provide assistance in estimating whether a specific project is still within the system limitations for WinCC Runtime Advanced. The stated maximum values are not additive.

We cannot guarantee proper functioning of configurations that make full use of all system limits on the HMI devices. In addition to the limitations specified, allowances must be made for restrictions in configuration memory resources.

SIMATIC WinCC Runtime Advanced	
Tags	
Number of tags in the project	24 576
Number of PowerTags	128–16 384
Number of elements per array	1 600
Number of local tags	8 192
Alarms	
Number of alarm classes	32
Number of discrete alarms	6 000
Number of analog alarms	500
Length of an alarm in characters	80
Number of process values per alarm	8
Size of the alarm buffer	2 048
Number of queued alarm events	500
Screens	
Number of screens	750
Number of fields per screen	600
Number of tags per screen	400
Number of complex objects per screen ¹⁾	40
Recipes	
Number of recipes	1 000
Number of elements per recipe ²⁾	2 000
User data length in KB per data record	512
Number of data records per recipe	5 000
Logs	
Number of logs	100
Number of entries per log (including all log segments) ³⁾	500 000
Number of log segments	400
Cyclical trigger for tag logging	1 s
Number of tags that can be logged per log	24 576

SIMATIC WinCC Runtime Advanced	
Trends	
Number of trends	800
Text lists and graphics lists	
Number of graphic lists	500
Number of text lists	500
Number of entries per text or graphic list	3 500
Number of graphic objects	24 576
Number of text elements	40 000
Scripts	
Number of scripts	200
Communication	
Number of connections	8
Number of connections based on "SIMATIC HMI HTTP"	16
Maximum number of connected Sm@rtClients (including a service client)	4 ⁴⁾
Help system	
Number of characters in a help text	500
Languages	
Number of runtime languages	32
Scheduler	
Time-triggered tasks ⁵⁾	48
User administration	
Number of user groups	50
Number of user rights	32
Number of users	100

- 1) Complex objects are: Bars, sliders, symbol library, clock, and all objects from the Controls area.
- 2) When using arrays, each array element represents a recipe element
- 3) For the "segmented circular log" logging method, the number of entries for all sequence logs is valid. The product derived from the number of circular logs times the number of data records in this log may not be exceeded.
- 4) Up to three Sm@rtClients can interconnect with the Sm@rtServer on Panel PC 477.
- 5) Event-triggered tasks are not relevant for the system limits.

HMI Software

HMI Software in the TIA Portal
SIMATIC WinCC (TIA Portal) Runtime

WinCC Runtime Advanced

Ordering data

Article No.

SIMATIC WinCC Runtime Advanced V16

Basic software

Data storage medium

- 128 PowerTags
- 512 PowerTags
- 2 048 PowerTags
- 4 096 PowerTags
- 8 192 PowerTags
- 16 384 PowerTags

As download¹⁾

E-mail address required for delivery

- 128 PowerTags
- 512 PowerTags
- 2 048 PowerTags
- 4 096 PowerTags
- 8 192 PowerTags
- 16 384 PowerTags

Powerpacks

SIMATIC WinCC Runtime Advanced V16

Data storage medium

- 128 PowerTags to 512 PowerTags
- 512 PowerTags to 2 048 PowerTags
- 2 048 PowerTags to 4 096 PowerTags
- 4 096 PowerTags to 8 192 PowerTags
- 8 192 PowerTags to 16 384 PowerTags

As download¹⁾

E-mail address required for delivery

- 128 PowerTags to 512 PowerTags
- 512 PowerTags to 2 048 PowerTags
- 2 048 PowerTags to 4 096 PowerTags
- 4 096 PowerTags to 8 192 PowerTags
- 8 192 PowerTags to 16 384 PowerTags

6AV2104-0BA06-0AA0
6AV2104-0DA06-0AA0
6AV2104-0FA06-0AA0
6AV2104-0HA06-0AA0
6AV2104-0KA06-0AA0
6AV2104-0LA06-0AA0

6AV2104-0BA06-0AH0
6AV2104-0DA06-0AH0
6AV2104-0FA06-0AH0
6AV2104-0HA06-0AH0
6AV2104-0KA06-0AH0
6AV2104-0LA06-0AH0

6AV2104-2BD06-0BD0

6AV2104-2DF06-0BD0

6AV2104-2FH06-0BD0

6AV2104-2HK06-0BD0

6AV2104-2KL06-0BD0

6AV2104-2BD06-0BJ0

6AV2104-2DF06-0BJ0

6AV2104-2FH06-0BJ0

6AV2104-2HK06-0BJ0

6AV2104-2KL06-0BJ0

Article No.

Upgrades

SIMATIC WinCC Runtime Advanced V11..15.1 to V16

- 128 PowerTags
- 512 PowerTags
- 2 048 PowerTags
- 4 096 PowerTags
- 8 192 - 16 384 PowerTags

As download¹⁾

E-mail address required for delivery

- 128 PowerTags
- 512 PowerTags
- 2 048 PowerTags
- 4 096 PowerTags
- 8 192 - 16 384 PowerTags

SIMATIC WinCC flexible 2008 to SIMATIC WinCC Runtime Advanced V16

- 128 PowerTags to 128 PowerTags²⁾
- 512 PowerTags to 512 PowerTags²⁾
- 2 048 PowerTags to 2 048 PowerTags²⁾
- 4 096 PowerTags to 4 096 PowerTags²⁾
- 8 000 PowerTags to 8 192 PowerTags²⁾

As download¹⁾

E-mail address required for delivery

- 128 PowerTags to 128 PowerTags²⁾
- 512 PowerTags to 512 PowerTags²⁾
- 2 048 PowerTags to 2 048 PowerTags²⁾
- 4 096 PowerTags to 4 096 PowerTags²⁾
- 8 000 PowerTags to 8 192 PowerTags²⁾

6AV2104-3BB06-0AE0
6AV2104-3DD06-0AE0
6AV2104-3FF06-0AE0
6AV2104-3HH06-0AE0
6AV2105-3KK06-0AE0

6AV2104-3BB06-0AK0
6AV2104-3DD06-0AK0
6AV2104-3FF06-0AK0
6AV2104-3HH06-0AK0
6AV2105-3KK06-0AK0

6AV2104-4BB06-0AE0

6AV2104-4DD06-0AE0

6AV2104-4FF06-0AE0

6AV2104-4HH06-0AE0

6AV2104-4KK06-0AE0

6AV2104-4BB06-0AK0

6AV2104-4DD06-0AK0

6AV2104-4FF06-0AK0

6AV2104-4HH06-0AK0

6AV2104-4KK06-0AK0

¹⁾ Current information and availability regarding the new type of delivery can be found at: <http://www.siemens.com/tia-online-software-delivery>

²⁾ Each including 1 upgrade license to the WinCC Runtime Advanced options

Ordering data	Article No.	Article No.
<p>SIMATIC WinCC Runtime Advanced V15.1</p> <p>Basic software</p> <p>Software and documentation on DVD, including options software ¹⁾ Single license, license key on USB flash drive for</p> <ul style="list-style-type: none"> • 128 PowerTags • 512 PowerTags • 2 048 PowerTags • 4 096 PowerTags • 8 192 PowerTags • 16 384 PowerTags <p>As download³⁾ Single license, software and license key download. E-mail address required for delivery</p> <ul style="list-style-type: none"> • 128 PowerTags • 512 PowerTags • 2 048 PowerTags • 4 096 PowerTags • 8 192 PowerTags • 16 384 PowerTags <p>Powerpacks</p> <p>SIMATIC WinCC Runtime Advanced V15.1 (without version change)</p> <p>Single license, license key only on USB flash drive for PowerTags from</p> <p><u>Data storage medium</u></p> <ul style="list-style-type: none"> • 128 PT to 512 PT • 512 PT to 2 048 PT • 2 048 PT to 4 096 PT • 4 096 PT to 8 192 PT • 8 192 PT to 16 384 PT <p>As download³⁾ Single license, software and license key download. E-mail address required for delivery</p> <ul style="list-style-type: none"> • 128 PT to 512 PT • 512 PT to 2 048 PT • 2 048 PT to 4 096 PT • 4 096 PT to 8 192 PT • 8 192 PT to 16 384 PT <p>Upgrades</p> <p>SIMATIC WinCC Runtime Advanced V11..14 to V15.1</p> <p>Software and documentation on DVD, including options software Single license, license keys on USB flash drive for</p> <ul style="list-style-type: none"> • 128 PowerTags • 512 PowerTags • 2 048 PowerTags • 4 096 PowerTags • 8 192 - 16 384 PowerTags <p>As download³⁾ Single license, software and license key download. E-mail address required for delivery</p> <ul style="list-style-type: none"> • 128 PowerTags • 512 PowerTags • 2 048 PowerTags • 4 096 PowerTags • 8 192 - 16 384 PowerTags 	<p>6AV2104-0BA05-0AA0</p> <p>6AV2104-0DA05-0AA0</p> <p>6AV2104-0FA05-0AA0</p> <p>6AV2104-0HA05-0AA0</p> <p>6AV2104-0KA05-0AA0</p> <p>6AV2104-0LA05-0AA0</p> <p>6AV2104-0BA05-0AH0</p> <p>6AV2104-0DA05-0AH0</p> <p>6AV2104-0FA05-0AH0</p> <p>6AV2104-0HA05-0AH0</p> <p>6AV2104-0KA05-0AH0</p> <p>6AV2104-0LA05-0AH0</p> <p>6AV2104-2BD05-0BD0</p> <p>6AV2104-2DF05-0BD0</p> <p>6AV2104-2FH05-0BD0</p> <p>6AV2104-2HK05-0BD0</p> <p>6AV2104-2KL05-0BD0</p> <p>6AV2104-2BD05-0BJ0</p> <p>6AV2104-2DF05-0BJ0</p> <p>6AV2104-2FH05-0BJ0</p> <p>6AV2104-2HK05-0BJ0</p> <p>6AV2104-2KL05-0BJ0</p> <p>6AV2104-3BB05-0AE0</p> <p>6AV2104-3DD05-0AE0</p> <p>6AV2104-3FF05-0AE0</p> <p>6AV2104-3HH05-0AE0</p> <p>6AV2105-3KK05-0AE0</p> <p>6AV2104-3BB05-0AK0</p> <p>6AV2104-3DD05-0AK0</p> <p>6AV2104-3FF05-0AK0</p> <p>6AV2104-3HH05-0AK0</p> <p>6AV2105-3KK05-0AK0</p>	<p>SIMATIC WinCC flexible 2008 to SIMATIC WinCC Runtime Advanced V15.1</p> <p>Software and documentation on DVD, including options software Single license, license keys on USB flash drive for</p> <ul style="list-style-type: none"> • 128 PowerTags to 128 PowerTags ²⁾ • 512 PowerTags to 512 PowerTags ²⁾ • 2 048 PowerTags to 2 048 PowerTags ²⁾ • 4 096 PowerTags to 4 096 PowerTags ²⁾ • 8 000 PowerTags to 8 192 PowerTags ²⁾ <p>As download³⁾ Single license, software and license key download. E-mail address required for delivery</p> <ul style="list-style-type: none"> • 128 PowerTags to 128 PowerTags ²⁾ • 512 PowerTags to 512 PowerTags ²⁾ • 2 048 PowerTags to 2 048 PowerTags ²⁾ • 4 096 PowerTags to 4 096 PowerTags ²⁾ • 8 000 PowerTags to 8 192 PowerTags ²⁾ <p>SIMATIC WinCC flexible Panel Options to SIMATIC WinCC (TIA Portal) Panel Options</p> <ul style="list-style-type: none"> • WinCC flexible /Audit for SIMATIC Panels to SIMATIC WinCC Audit for SIMATIC Comfort/Mobile Panels • WinCC flexible /Sm@rtAccess for SIMATIC Panel to SIMATIC WinCC Sm@rtServer for SIMATIC Panels • WinCC flexible /Sm@rtService for SIMATIC Panels to SIMATIC WinCC Sm@rtServer for SIMATIC Panels • WinCC flexible/ProAgent for Panels to SIMATIC ProDiag for Comfort/Mobile Panel • Data storage medium • As download³⁾ Single license, software and license key download. E-mail address required for delivery <p>6AV2104-4BB05-0AE0</p> <p>6AV2104-4DD05-0AE0</p> <p>6AV2104-4FF05-0AE0</p> <p>6AV2104-4HH05-0AE0</p> <p>6AV2104-4KK05-0AE0</p> <p>6AV2104-4BB05-0AK0</p> <p>6AV2104-4DD05-0AK0</p> <p>6AV2104-4FF05-0AK0</p> <p>6AV2104-4HH05-0AK0</p> <p>6AV2104-4KK05-0AK0</p> <p>6AV2107-4XP00-0BF0</p> <p>6AV2107-4XP00-0BK0</p>

¹⁾ Runtime licenses for WinCC Runtime Advanced options must be purchased separately for each target system

²⁾ Each including 1 upgrade license to the WinCC Runtime Advanced options

³⁾ Current information and availability regarding the new type of delivery can be found at: <http://www.siemens.com/tia-online-software-delivery>

Additional information is available on the Internet at:

<http://www.siemens.com/wincc-advanced>

HMI Software

HMI Software in the TIA Portal

SIMATIC WinCC (TIA Portal) Runtime

WinCC Runtime Professional

Overview

PC-based operator control and monitoring system for visualization and operator control of processes, production flows, machines and plants in all sectors – from the simple single-user station through to distributed multi-user systems and cross-location solutions with web clients.

SIMATIC WinCC Runtime Professional is the information hub for corporation-wide vertical integration. SIMATIC WinCC Runtime Professional is configured with the SIMATIC WinCC Professional configuration software.

Benefits

- Functions for all visualization tasks:
 - Operator functions
 - Graphics and trend displays
 - Alarm logging
 - Report system
 - Archiving (option)
 - Recipe management (option)
- Universally scalable
 - Expandable from single station to client-server configurations
 - Process visualization via the web with the WinCC WebNavigator
- Open standards for easy integration
 - Efficient real-time database MS SQL Server
 - Open for application modules with ActiveX controls
 - Visual Basic for Applications for individual expansions
 - OPC for cross-vendor communication
- Part of the Totally Integrated Automation Portal
 - Direct access to the tag and message configuration of the SIMATIC controller
 - Excellent support of the new SIMATIC S7-1500 controller
 - With symbolic addressing
 - Access to the new memory-optimized data blocks
 - New ProDiag alarm and diagnostics concept
 - Integrated diagnostic functions for increasing productivity

Application

SIMATIC WinCC Runtime Professional is designed for visualization and operator control of processes, production flows, machines and plants. With its powerful process interface, especially to the SIMATIC family, and the secure data logging, WinCC Runtime Professional enables solutions for the process control.

The sector-neutral basic system enables universal usage in all automation applications.

SIMATIC WinCC Runtime Professional can be used in combination with the following operator panels:

SIMATIC PCs:

- SIMATIC Rack PC: IPC547, IPC647, IPC847
- SIMATIC Box PC: IPC427, IPC627, IPC827
- SIMATIC Panel PC: IPC477, IPC677
- Standard PC

Design

SIMATIC WinCC Runtime Professional is available as a software package with 128, 512, 2 048, 4 096, 8 192, 65 536, 102 400, 153 600 and 262 144 PowerTags.

PowerTags are data points that are connected to controllers or other data sources via a WinCC Runtime Professional channel. Up to 32 alarms can be obtained from one data point. Moreover, internal tags without coupling are available for additional system performance. WinCC Runtime Professional also contains 500 archive tags. Additional archive licenses can be obtained for greater quantity structures.

Licenses for a multi-user configuration

The system software with the required number of PowerTags and additionally the SIMATIC WinCC Server for Runtime Professional option must be installed on the server. For the clients in the basic configuration, a SIMATIC WinCC Client for Runtime Professional license is sufficient.

Function

Visualization via Windows-compliant user interface

Made up of parameterizable screen objects and faceplates created on a project-specific basis:

- Numeric and alphanumeric input/output fields
- Static text and graphic display plus vector graphics
- Dynamizable graphics from HMI symbol library
- Bar graph, trend curve graph with scroll and zoom function as well as read line
- Signal-specific text and graphic lists
- Buttons and switches for operator-process communication
- Editing fields for process values (signals)
- Analog display, slider as example for further screen objects
- Project-specific faceplates created from basic objects of the system
- Graphic displays for various standard graphic formats, e.g. bitmaps, .jpg, .wmf, .svg

Alarms and messages

- Discrete alarms and analog alarms, as well as event-driven Alarm-S/Alarm-D message procedure with SIMATIC S7
- The new ProDiag alarm and diagnostics concept of the S7-1500 controller is also supported
- Freely-definable message classes for definition of acknowledgment response and display of alarm events

Logging of messages and process values ¹⁾

- Signaling system for detecting and archiving events with display and control options according to DIN 19235
- Process logging for the acquisition, compression and storage of measured values
- Online evaluation of process value and alarm logs

Recipes ¹⁾

- Generation of data records for machine data or production data
- Display or entry of data records via a configurable screen object or via process screens distributed within the project
- Transmission of data records from or to the controller
- Import/export of data records for further processing with other tools (e.g. MS Excel)

Documentation of process data, alarm events, and recipes

- Time or event-driven report output
- User-definable layout

Flexible expansion by means of Visual Basic Script and ANSI-C

- Programming interfaces for individual access to data and functions of WinCC Runtime Professional and for the integration in user programs with VBA, VB Script, C-API, C-Script (ANSI-C)

Open communication between HMI systems and with higher-level systems

- OPC server/client
Use of the visualization system as a data server (OPC server) for higher-level automation components such as control systems or systems in the office area
 - OPC DA server: tags, e.g. process values
 - OPC HDA server: logged process values
 - OPC A&E server: Alarms
 - OPC XML DA server: tags, e.g. process values
 - OPC XML DA server: tags, e.g. process values
 - OPC UA DA client Tags, e.g. process values

- OLE DB server
 - Standardized and user-friendly access to WinCC log data (MS SQL Server 2005).
 - Access via the OLE DB Provider supplies all WinCC log data available along with the accompanying process values, as well as alarm and user texts.
 - The WinCC OLE DB Provider also supports analysis functions such as minimum, maximum, alarm hit list, etc.
- WinCC WebUX for Runtime Professional ¹⁾
 - The WebUX option enables platform and browser-independent operator control and monitoring via the Internet or the in-house intranet or LAN.
 - Installation on the terminal is unnecessary – an HTML5-compatible browser is sufficient. WebUX can then also be used on mobile terminals.
- WinCC WebNavigator for Runtime Professional ¹⁾
 - Option for SIMATIC WinCC Runtime Professional for operating and monitoring plants over the Internet, company Intranet or LAN.
 - Configuration from a web server with the SIMATIC WinCC Runtime Professional software as a single-user, client or server version and a web client that enables operator control and monitoring of a current WinCC Runtime Professional project via an Internet browser with ActiveX support.
The WinCC basic system does not have to be installed on the client computer.
- WinCC DataMonitor for Runtime Professional ¹⁾
 - The WinCC DataMonitor is used for displaying and evaluating current process states and historical data on office PCs using standard tools such as Microsoft Internet Explorer or Microsoft Excel.
The DataMonitor client is supported by a web server with current and historic process data and alarms.
All staff ranging from machine operators to corporate managers can use the DataMonitor to obtain information.

Option for SIMATIC WinCC Runtime Professional; runtime licenses must be purchased separately. Additional information is available under "WinCC options".

Language support for multilingual projects

- Language-dependent texts and graphics
- Language selection during runtime

Onboard controller connection to many different controllers

- Communication via native drivers and standard OPC channel
- For communication with subordinate controls (SIMATIC protocols, PROFIBUS DP, PROFIBUS FMS, DDE and OPC server included in the scope of supply)

Note:

The SIMATIC Net V16 SP1 included in the delivery must be installed for communication. Before installing SIMATIC WinCC RT Professional, please always ensure compatibility with the add-on packages and options you require and use.

HMI Software

HMI Software in the TIA Portal
SIMATIC WinCC (TIA Portal) Runtime

WinCC Runtime Professional

Function (continued)

System prerequisites	SIMATIC WinCC Runtime Professional
Processor type (min.) ¹⁾	<ul style="list-style-type: none"> Intel Celeron Dual Core 2.2 GHz (Ivy/Sandy Bridge)
RAM (min.) ²⁾	4 GB
Free hard disk space ³⁾	8 GB on system drive "C:"
Operating systems	All 32-bit operating systems 64-bit operating systems: <ul style="list-style-type: none"> Windows 8.1 (Professional, Enterprise) Windows Embedded 8.1 Industry Windows 7 SP1 (Professional, Enterprise, Ultimate) Windows Embedded Standard Edition 7 SP
Graphics card	32 MB RAM, 24-bit color depth
Network	Ethernet 10 Mbps or higher
Optical drive	DVD-ROM

¹⁾ In combination with options, more powerful systems may be required

²⁾ The required RAM is determined primarily by the size of the graphics used.

³⁾ Without taking archives into account.

Note:

In addition to WinCC, Windows also requires space on the hard disk; e.g. free disk space should be available for the swap file.

The following formula has proven itself in the past:
Size of swap file = 3 x size of RAM.

For further information, refer to your Windows documentation.

Integration

Integration in company-wide solutions (IT and business integration)

WinCC Runtime Professional is strictly based on Microsoft technology, which provides for the greatest possible compatibility and integration ability.

Cross-manufacturer communication is also a simply exercise. The reason: WinCC Runtime Professional can be used as an OPC client and server, and in addition to access to current process values, it also supports standards such as OPC HDA (Historical Data Access), OPC Alarm & Events, OPC UA Data Access and OPC XML Data Access.

Just as important: Visual Basic Scripting (VBS) as an easy-to-learn, open Runtime language. If desired, professional application developers can also use ANSI-C.

WinCC Runtime Professional integrates a powerful and scalable Historian function based on the Microsoft SQL Server in the basic system.

Thus the user is given all possibilities: from high-performance archiving of current process data, to long-term archiving with high data compression, through to a central information hub in the form of a company-wide Process Historian. Open interfaces form the basis for an effective IT and business integration.

Technical specifications

The following tables of system limits provide assistance in estimating whether a specific project is still within the system limitations for WinCC Runtime Professional. The stated maximum values are not additive.

We cannot guarantee proper functioning of configurations that make full use of all system limits on the HMI devices.

In addition to the limitations specified, allowances must be made for restrictions in configuration memory resources.

	SIMATIC WinCC Runtime Professional
Alarms	
Configurable alarms per server/ single user	150,000
PowerTags per alarm line	10
User text blocks per alarm line	10
Message classes	256
Alarm types	16
Alarm priorities	17 (0...16)
Alarms in Runtime	
Alarms per alarm log	Unlimited ¹⁾
Alarms per short-term log list	1,000
Alarms per long-term log list	1,000 ²⁾
Alarms per alarm display	5,000 ³⁾
Screens	
Objects per screen ⁴⁾	Unlimited ⁵⁾
Levels per screen	32
Screens per project	Unlimited ⁵⁾
Instances of fixed faceplates in a process screen	31 instances of the same picture type
Screen size in pixels	10 000 x 10 000
Nesting levels of screen objects	20
Recipes	
Number of recipes	Unlimited ⁵⁾
Number of recipe elements	500 ⁶⁾
Number of recipe data records	10,000 ⁶⁾
Number of views	Unlimited ⁵⁾
Logs	
Trend views per screen	25
Trends per trend view	80
Tables per screen	25
Columns per table	12
Values per table	30,000
Logs per single-user station/server	100
Log tags per single-user station/ server ⁷⁾	80,000

	SIMATIC WinCC Runtime Professional
Trends	
Trend views per image	25
Trends per trend view	80
User administration	
Number of user groups	128
Number of user rights	999
Number of users	128
Configurations – Quantity structure in a multi-user system	
WinCC clients in a system	32 ⁸⁾ ⁹⁾
Web clients in a system	150 ¹⁰⁾

- 1) Limited by system resources.
- 2) On single-user station or server or on client per server if "LongTimeArchiveConsistency" is set to "No". On single-user station, server, or client if "LongTimeArchiveConsistency" is set to "Yes".
- 3) On single-user station or server or on client per server.
- 4) The number and complexity of the objects affect the performance.
- 5) Limited by system resources.
- 6) The sum of the number of recipe elements and number of data records must not exceed a value of 1,000,000
- 7) Dependent on the Logging PowerPack used for the log tags. 500 log tags are contained in the basis version.
- 8) If the server is also used as an operating unit, the number of clients for this server is reduced to four.
- 9) Mixed configuration: 32 clients + 3 web clients
- 10) Mixed configuration: 50 web clients + 1 WinCC client

HMI Software

HMI Software in the TIA Portal
SIMATIC WinCC (TIA Portal) Runtime

WinCC Runtime Professional

Ordering data

Article No.

SIMATIC WinCC Runtime Professional V16

Basic software

- 128 PowerTags
 - 512 PowerTags
 - 2 048 PowerTags
 - 4 096 PowerTags
 - 8 192 PowerTags
 - 65 536 PowerTags
 - 102 400 PowerTags
 - 153 600 PowerTags
 - 262 144 PowerTags
 - Client for Runtime Professional
- Incl. 500 archive tags each

As download¹⁾

E-mail address required for delivery.

- 128 PowerTags
 - 512 PowerTags
 - 2 048 PowerTags
 - 4 096 PowerTags
 - 8 192 PowerTags
 - 65 536 PowerTags
 - 102 400 PowerTags
 - 153 600 PowerTags
 - 262 144 PowerTags
 - Client for Runtime Professional
- Incl. 500 archive tags each

6AV2105-0BA06-0AA0
6AV2105-0DA06-0AA0
6AV2105-0FA06-0AA0
6AV2105-0HA06-0AA0
6AV2105-0KA06-0AA0
6AV2105-0MA06-0AA0
6AV2105-0PA06-0AA0
6AV2105-0RA06-0AA0
6AV2105-0TA06-0AA0
6AV2107-0DB06-0AA0

6AV2105-0BA06-0AH0
6AV2105-0DA06-0AH0
6AV2105-0FA06-0AH0
6AV2105-0HA06-0AH0
6AV2105-0KA06-0AH0
6AV2105-0MA06-0AH0
6AV2105-0PA06-0AH0
6AV2105-0RA06-0AH0
6AV2105-0TA06-0AH0
6AV2107-0DB06-0AH0

SIMATIC WinCC Runtime Professional ASIA V16

- 128 PowerTags
- 512 PowerTags
- 2 048 PowerTags
- 4 096 PowerTags
- 8 192 PowerTags
- 65 536 PowerTags
- 102 400 PowerTags
- 153 600 PowerTags
- 262 144 PowerTags
- Client for Runtime Professional

Incl. 500 archive tags each

6AV2105-0BA16-0AA0
6AV2105-0DA16-0AA0
6AV2105-0FA16-0AA0
6AV2105-0HA16-0AA0
6AV2105-0KA16-0AA0
6AV2105-0MA16-0AA0
6AV2105-0PA16-0AA0
6AV2105-0RA16-0AA0
6AV2105-0TA16-0AA0
6AV2107-0DB16-0AH0

Powerpacks

SIMATIC WinCC Runtime Professional V16 and SIMATIC WinCC Runtime Professional ASIA V16

- 128 to 512 PowerTags
- 512 to 2 048 PowerTags
- 2 048 to 4 096 PowerTags
- 4 096 to 8 192 PowerTags
- 8 192 to 65 536 PowerTags
- 65 536 to 102 400 PowerTags
- 102 400 to 153 600 PowerTags
- 153 600 to 262 144 PowerTags

As download¹⁾

E-mail address required for delivery.

- 128 to 512 PowerTags
- 512 to 2 048 PowerTags
- 2 048 to 4 096 PowerTags
- 4 096 to 8 192 PowerTags
- 8 192 to 65 536 PowerTags
- 65 536 to 102 400 PowerTags
- 102 400 to 153 600 PowerTags
- 153 600 to 262 144 PowerTags

6AV2105-2BD06-0BD0
6AV2105-2DF06-0BD0
6AV2105-2FH06-0BD0
6AV2105-2HK06-0BD0
6AV2105-2KM06-0BD0
6AV2105-2MP06-0BD0
6AV2105-2PR06-0BD0
6AV2105-2RT06-0BD0

6AV2105-2BD06-0BJ0
6AV2105-2DF06-0BJ0
6AV2105-2FH06-0BJ0
6AV2105-2HK06-0BJ0
6AV2105-2KM06-0BJ0
6AV2105-2MP06-0BJ0
6AV2105-2PR06-0BJ0
6AV2105-2RT06-0BJ0

Article No.

Upgrades V11..15.1 to WinCC V16

SIMATIC WinCC Runtime Professional V11..15.1 and

SIMATIC WinCC Runtime Professional ASIA V11..V15.1 to V16

- SIMATIC WinCC Runtime Professional 128 PowerTags
- SIMATIC WinCC Runtime Professional 512 PowerTags
- SIMATIC WinCC Runtime Professional 2 048 PowerTags
- SIMATIC WinCC Runtime Professional 4 096 PowerTags
- SIMATIC WinCC Runtime Professional 8 192 PowerTags
- SIMATIC WinCC Runtime Professional 64k to 256k PowerTags
- Client for Runtime Professional

As download¹⁾

E-mail address required for delivery.

- SIMATIC WinCC Runtime Professional 128 PowerTags
- SIMATIC WinCC Runtime Professional 512 PowerTags
- SIMATIC WinCC Runtime Professional 2 048 PowerTags
- SIMATIC WinCC Runtime Professional 4 096 PowerTags
- SIMATIC WinCC Runtime Professional 8 192 PowerTags
- SIMATIC WinCC Runtime Professional 64k to 256k PowerTags
- Client for Runtime Professional

6AV2105-3BB06-0AE0

6AV2105-3DD06-0AE0

6AV2105-3FF06-0AE0

6AV2105-3HH06-0AE0

6AV2105-3KK06-0AE0

6AV2105-3MM06-0AE0

6AV2107-3DB06-0AE0

6AV2105-3BB06-0AK0

6AV2105-3DD06-0AK0

6AV2105-3FF06-0AK0

6AV2105-3HH06-0AK0

6AV2105-3KK06-0AK0

6AV2105-3MM06-0AK0

6AV2107-3DB06-0AK0

Upgrades

to SIMATIC WinCC RT Professional V16

- SIMATIC WinCC Runtime Professional 128 PowerTags
- SIMATIC WinCC Runtime Professional 512 PowerTags
- SIMATIC WinCC Runtime Professional 2 048 PowerTags
- SIMATIC WinCC Runtime Professional 8 192 PowerTags
- SIMATIC WinCC Runtime Professional 64k to 256k PowerTags
- Client for Runtime Professional

As download¹⁾

E-mail address required for delivery.

- SIMATIC WinCC Runtime Professional 128 PowerTags
- SIMATIC WinCC Runtime Professional 512 PowerTags
- SIMATIC WinCC Runtime Professional 2 048 PowerTags
- SIMATIC WinCC Runtime Professional 8 192 PowerTags
- SIMATIC WinCC Runtime Professional 64k to 256k PowerTags
- Client for Runtime Professional

6AV2105-4BB06-0AE0

6AV2105-4DD06-0AE0

6AV2105-4FF06-0AE0

6AV2105-4KK06-0AE0

6AV2105-4MM06-0AE0

6AV2107-4DB06-0AE0

6AV2105-4BB06-0AK0

6AV2105-4DD06-0AK0

6AV2105-4FF06-0AK0

6AV2105-4KK06-0AK0

6AV2105-4MM06-0AK0

6AV2107-4DB06-0AK0

¹⁾ Current information and availability regarding the new type of delivery can be found at: <http://www.siemens.com/tia-online-software-delivery>

Ordering data	Article No.	Article No.
<p>SIMATIC WinCC Runtime Professional V15.1</p> <p>Basic software</p> <p>For PC systems; incl. software options ¹⁾, language/script versions: en, de, fr, it, es Single license, on DVD incl. licensing, on USB flash drive, for:</p> <ul style="list-style-type: none"> • 128 PowerTags • 512 PowerTags • 2 048 PowerTags • 4 096 PowerTags • 8 192 PowerTags • 65 536 PowerTags • 102 400 PowerTags • 153 600 PowerTags • 262 144 PowerTags <p>Incl. 500 archive tags each</p> <p>As download³⁾ Single License, software and license key download. E-mail address required for delivery.</p> <ul style="list-style-type: none"> • 128 PowerTags • 512 PowerTags • 2 048 PowerTags • 4 096 PowerTags • 8 192 PowerTags • 65 536 PowerTags • 102 400 PowerTags • 153 600 PowerTags • 262 144 PowerTags <p>Incl. 500 archive tags each</p>	<p>6AV2105-0BA05-0AA0</p> <p>6AV2105-0DA05-0AA0</p> <p>6AV2105-0FA05-0AA0</p> <p>6AV2105-0HA05-0AA0</p> <p>6AV2105-0KA05-0AA0</p> <p>6AV2105-0MA05-0AA0</p> <p>6AV2105-0PA05-0AA0</p> <p>6AV2105-0RA05-0AA0</p> <p>6AV2105-0TA05-0AA0</p>	<p>Powerpacks</p> <p>SIMATIC WinCC Runtime Professional V15.1 and SIMATIC WinCC Runtime Professional ASIA V15.1</p> <p>Single license, license key only on USB flash drives for PowerTags from</p> <ul style="list-style-type: none"> • 128 to 512 PowerTags • 512 to 2 048 PowerTags • 2 048 to 4 096 PowerTags • 4 096 to 8 192 PowerTags • 8 192 to 65 536 PowerTags • 65 536 to 102 400 PowerTags • 102 400 to 153 600 PowerTags • 153 600 to 262 144 PowerTags <p>As download³⁾ Single License, software and license key download. E-mail address required for delivery.</p> <ul style="list-style-type: none"> • 128 to 512 PowerTags • 512 to 2 048 PowerTags • 2 048 to 4 096 PowerTags • 4 096 to 8 192 PowerTags • 8 192 to 65 536 PowerTags • 65 536 to 102 400 PowerTags • 102 400 to 153 600 PowerTags • 153 600 to 262 144 PowerTags
<p>SIMATIC WinCC Runtime Professional ASIA V15.1</p> <p>For PC systems; incl. software options ¹⁾, language/script versions: en, zh-CHS, zh-CHT, ko, ja Single license, on DVD incl. licensing, for:</p> <ul style="list-style-type: none"> • 128 PowerTags • 512 PowerTags • 2 048 PowerTags • 4 096 PowerTags • 8 192 PowerTags • 65 536 PowerTags • 102 400 PowerTags • 153 600 PowerTags • 262 144 PowerTags <p>Incl. 500 archive tags each</p>	<p>6AV2105-0BA15-0AA0</p> <p>6AV2105-0DA15-0AA0</p> <p>6AV2105-0FA15-0AA0</p> <p>6AV2105-0HA15-0AA0</p> <p>6AV2105-0KA15-0AA0</p> <p>6AV2105-0MA15-0AA0</p> <p>6AV2105-0PA15-0AA0</p> <p>6AV2105-0RA15-0AA0</p> <p>6AV2105-0TA15-0AA0</p>	<p>Upgrades V11..14 to WinCC V15.1</p> <p>SIMATIC WinCC Runtime Professional V11..14 and SIMATIC WinCC Runtime Professional ASIA V11..V14 to V15.1</p> <p>Single license, on DVD including licensing on USB flash drive: The upgrades include WinCC RT Prof. upgrade licenses for the options (WebNavigator, DataMonitor, WebDiag Client, excluding WinCC Upgrade Client)</p> <ul style="list-style-type: none"> • SIMATIC WinCC Runtime Professional 128 PowerTags • SIMATIC WinCC Runtime Professional 512 PowerTags • SIMATIC WinCC Runtime Professional 2 048 PowerTags • SIMATIC WinCC Runtime Professional 4 096 PowerTags • SIMATIC WinCC Runtime Professional 8 192 PowerTags • SIMATIC WinCC Runtime Professional 64k to 256k PowerTags • SIMATIC WinCC Client for Runtime Professional V15.1 <p>As download³⁾ Single License, software and license key download. E-mail address required for delivery.</p> <ul style="list-style-type: none"> • SIMATIC WinCC Runtime Professional 128 PowerTags • SIMATIC WinCC Runtime Professional 512 PowerTags • SIMATIC WinCC Runtime Professional 2 048 PowerTags • SIMATIC WinCC Runtime Professional 4 096 PowerTags • SIMATIC WinCC Runtime Professional 8 192 PowerTags • SIMATIC WinCC Runtime Professional 64k to 256k PowerTags • SIMATIC WinCC Client for Runtime Professional V15.1
<p>SIMATIC WinCC Client for Runtime Professional V15.1</p> <ul style="list-style-type: none"> • WinCC Client for Runtime Professional • WinCC Client for Runtime Professional (as download ³⁾) • WinCC Client for Runtime Professional ASIA 	<p>6AV2107-0DB05-0AA0</p> <p>6AV2107-0DB05-0AH0</p> <p>6AV2107-0DB15-0AA0</p>	<p>6AV2105-3BB05-0AE0</p> <p>6AV2105-3DD05-0AE0</p> <p>6AV2105-3FF05-0AE0</p> <p>6AV2105-3HH05-0AE0</p> <p>6AV2105-3KK05-0AE0</p> <p>6AV2105-3MM05-0AE0</p> <p>6AV2107-3DB05-0AE0</p> <p>6AV2105-3BB05-0AK0</p> <p>6AV2105-3DD05-0AK0</p> <p>6AV2105-3FF05-0AK0</p> <p>6AV2105-3HH05-0AK0</p> <p>6AV2105-3KK05-0AK0</p> <p>6AV2105-3MM05-0AK0</p> <p>6AV2107-3DB05-0AK0</p>

HMI Software

HMI Software in the TIA Portal
SIMATIC WinCC (TIA Portal) Runtime

WinCC Runtime Professional

Ordering data

SIMATIC WinCC Software Update Service (SUS) RT Professional ^{4) 5) 6)}

Software Update Service for
WinCC RT Professional Software

- WinCC RT Professional Client (SUS)
- WinCC RT Professional (SUS) As download ³⁾
- WinCC RT Professional Client (SUS)
- WinCC RT Professional (SUS)

Article No.

6AV2107-0DB00-0AL0

6AV2105-0XA00-0AL0

6AV2107-0DB00-0AY0

6AV2105-0XA00-0AY0

Article No.

Upgrades WinCC V7.0..V7.4 to WinCC V15.1

SIMATIC WinCC RC or RT V7.0..V7.4 to SIMATIC WinCC RT Professional V15.1 and

SIMATIC WinCC RC or RT V7.0..V7.4 ASIA to SIMATIC WinCC RT Professional ASIA V15.1

Single license, on DVD incl.
licensing on USB flash drive

- WinCC RC/RT 128 PowerTags to WinCC Runtime Professional 128 PowerTags²⁾ **6AV2105-4BB05-0AE0**
 - WinCC RC/RT 512 PowerTags to WinCC Runtime Professional 512 PowerTags²⁾ **6AV2105-4DD05-0AE0**
 - WinCC RC/RT 2 048 PowerTags to WinCC Runtime Professional 2 048 PowerTags²⁾ **6AV2105-4FF05-0AE0**
 - WinCC RC/RT 8 192 PowerTags to WinCC Runtime Professional 8 192 PowerTags²⁾ **6AV2105-4KK05-0AE0**
 - WinCC RC/RT 64k to 256k PowerTags to WinCC Runtime Professional 64k to 256k PowerTags²⁾ **6AV2105-4MM05-0AE0**
 - WinCC RC/RT 128 / RC/RT Client to WinCC RT Professional Client **6AV2107-4DB05-0AE0**
- As download³⁾
Single License, software
and license key download.
E-mail address required
for delivery.
- WinCC RC/RT 128 PowerTags to WinCC Runtime Professional 128 PowerTags²⁾ **6AV2105-4BB05-0AK0**
 - WinCC RC/RT 512 PowerTags to WinCC Runtime Professional 512 PowerTags²⁾ **6AV2105-4DD05-0AK0**
 - WinCC RC/RT 2 048 PowerTags to WinCC Runtime Professional 2 048 PowerTags²⁾ **6AV2105-4FF05-0AK0**
 - WinCC RC/RT 8 192 PowerTags to WinCC Runtime Professional 8 192 PowerTags²⁾ **6AV2105-4KK05-0AK0**
 - WinCC RC/RT 64k to 256k PowerTags to WinCC Runtime Professional 64k to 256k PowerTags²⁾ **6AV2105-4MM05-0AK0**
 - WinCC RC/RT 128 / RC/RT Client to WinCC RT Professional Client **6AV2107-4DB05-0AK0**

- ¹⁾ Runtime licenses for WinCC Runtime Professional options must be purchased separately for each target system
- ²⁾ Each including 1 upgrade license to the WinCC Runtime Professional options
- ³⁾ Current information and availability regarding the new type of delivery can be found at: <http://www.siemens.com/tia-online-software-delivery>
- ⁴⁾ Software Update Service valid for 1 year. Contract automatically extended by 1 more year unless canceled 3 months prior to expiration. According to license agreement, 1 Software Update Service must be ordered for each WinCC station
- ⁵⁾ Requires the current software version.
- ⁶⁾ SUS available as download.

Additional information is available on the Internet at:

<http://www.siemens.com/wincc-professional>

Overview

Communication – SIMATIC WinCC Runtime Advanced

WinCC Advanced is an open visualization system and offers the option of connecting the most diverse control systems.

Number of connectable controllers

WinCC Advanced permits the parallel coupling of up to 8 controllers.

Connection to third-party controllers.

The following "Connection overview" table includes lists of third-party protocols and controllers which are directly supported by WinCC Advanced.

Generally it is also possible to connect third-party controllers via OPC (OLE for Process Control).

Current notes and information about OPC servers from many different suppliers can be found at:
<http://www.opcfoundation.org/>

WinCC Advanced supports the standards:

- OPC Data Access 2.05a
- OPC UA Data Access 1.01
- OPC XML Data Access 1.00 (client via DCOM/XML gateway)

Coupling overview for WinCC Runtime Advanced

Protocol	Description	PC interface
SIMATIC HMI		
Ethernet TCP/IP (HTTP communication)	HTTP communication for data exchange between SIMATIC HMI (client + server) ¹⁾	CP 1612 A2
SIMATIC S7		
Ethernet TCP/IP (S7 communication)	Channel for communication via Ethernet TCP/IP with max. 8 x SIMATIC S7 controllers S7-1200, S7-1500 S7-300, S7-400, S7-200 with CP 243-1	CP 1612 A2 CP 1613 A2 CP 1623
MPI, PROFIBUS (S7 communication)	Channel for communication via MPI, PROFIBUS with max. 8 x SIMATIC S7 controllers S7-1200 with CM 1243-5 (DP master), S7-1500 S7-300, S7-400, S7-200 (passive S7-200 only)	CP 5612 CP 5622 CP 5711 CP 5613 A3 CP 5623
PPI (PPI protocol)	Channel for communication via PPI with 1 x SIMATIC S7-200 (network operation, e.g. parallel PG possible)	CP 5612 CP 5622 CP 5711 CP 5613 A3 CP 5623
Software interface (S7 communication)	Channel for communication via software interface with WinAC	
SINUMERIK ²⁾		
Ethernet TCP/IP (S7 communication)	Channel for communication via Ethernet TCP/IP with SINUMERIK 840D sl	CP 1612 A2 CP 1613 A2 CP 1623
MPI (S7 communication)	Channel for communication via MPI with SINUMERIK 840D sl	CP 5612 CP 5622 CP 5711 CP 5613 A3 CP 5623

HMI Software

HMI Software in the TIA Portal
SIMATIC WinCC (TIA Portal) Runtime

WinCC Runtime Communication

Overview (continued)

Protocol	Description	PC interface
Third-party controllers (WinCC V11.0 and higher) ³⁾		
Allen Bradley Ethernet IP	Channel for communication with max. 4 x Allen Bradley controllers via Ethernet TCP/IP with Allen Bradley Ethernet IP protocol The ControlLogix / CompactLogix, SLC500 / MicroLogix and PLC5 controllers are supported	CP 1612 A2
Allen Bradley DF1	Channel for communication with Allen Bradley controllers via DF1 protocol The controllers SLC500 / MicroLogix and PLC5 are supported ³⁾	COM1/COM2
Mitsubishi MC TCP/IP	Channel for communication with max. 4 x Mitsubishi controllers via Ethernet TCP/IP with Mitsubishi MC TCP/IP protocol The FX3, Q, and iQ/QnUD controller series are supported	CP 1612 A2
Mitsubishi FX	Channel for communication with Mitsubishi controllers via FX protocol The FX1N, FX2N controllers are supported	COM1/COM2
Modbus TCP/IP	Channel for communication with max. 4 x Modicon controllers via Ethernet TCP/IP using the Modbus TCP/IP protocol The Quantum, Momentum, Premium, TSX Micro, Compact and M340 controllers are supported	CP 1612 A2
Modbus RTU	Channel for communication with Modicon controllers via the Modbus RTU protocol The Quantum, Momentum, and Compact controllers are supported	COM1/COM2
Omron Link / Multi Link	Channel for communication with Omron controllers via the Link/Multi protocol The CP1x, CJ1x, CJ2H, CS1x, and CP2MC controllers are supported	COM1/COM2
Cross-vendor		
OPC client ^{1) 4)} for OPC DA, OPC UA DA, XML DA	Channel for OPC communication, WinCC can acquire data from OPC server applications	CP 1612 A2
OPC server for OPC DA	Server applications for OPC communication; WinCC provides process data to OPC clients	CP 1612 A2

¹⁾ HTTP and OPC communication can be used in combination with the other couplings; regarding SIMATIC Panels that support HTTP or OPC communication, see the overview under "System interfaces (WinCC V11)".

²⁾ "SINUMERIK Operate WinCC RT Advanced" license required; for further information, see NC 60 Catalog.

³⁾ For detailed information regarding supported controllers, see "System interfaces (WinCC V11)"

⁴⁾ **Application note:**

Parallel use of the OPC client channel allows, for example, connection to an SNMP OPC server for visualization of the data present there. The SNMP OPC server enables monitoring of any network components (e.g. switches) that support the SNMP protocol. Further information can be found under SIMATIC NET communications systems/SNMP OPC server.

Communication – SIMATIC WinCC Runtime Professional

WinCC Professional is an open process visualization system and offers the option of connecting the most diverse control systems.

Released communication software

Only communication software with the listed (or higher) product versions should be used. Corresponding SIMATIC NET upgrades are available for the upgrading of older versions.

Number of connectable controllers

With CP 1613 A2/CP 1623, a maximum of 64 S7 controllers can be connected via Industrial Ethernet; with CP 5612/CP 5622 a maximum of 8 and with CP 5613 A3 a maximum of 44 S7 controllers via PROFIBUS. With approx. 10 or more controllers, the use of Industrial Ethernet is recommended.

Client-server communication

Communication between the clients and the server is implemented using the TCP/IP protocol. The construction of a separate PC-LAN is recommended. For small projects with correspondingly small message frame advent, a SIMATIC NET Industrial Ethernet can be used for both process communication (WinCC/server ↔ PLC) and for PC-PC communication (WinCC/client ↔ WinCC/server)

Connection to third-party controllers

The following "Connection overview" table includes lists of third-party protocols and controllers which are directly supported by WinCC Professional. Generally it is also possible to connect third-party controllers via OPC (OLE for Process Control).

Current notes and information about OPC servers from many different suppliers can be found at:
<http://www.opcfoundation.org/>

WinCC Professional supports the standards:

- OPC Data Access 2.05a
- OPC Data Access 3.00
- OPC UA Data Access 1.01
- OPC XML Data Access 1.00
- OPC HDA 1.20
- OPC A&E 1.10

Overview (continued)**Coupling overview for WinCC Runtime Professional**

Protocol	Description	PC interface
SIMATIC S7		
SIMATIC S7	Protocol Suite with channel units for communication with SIMATIC S7 via <ul style="list-style-type: none"> • Ethernet TCP/IP (S7 communication) to S7-1200, S7-1500, S7-300, S7-400 • MPI, PROFIBUS (S7 communication) to S7-1200 with CM 1243-5 (DP master), S7-1500, S7-300, S7-400 • Software interface (S7 communication) to Win AC 	CP 5612 CP 5622 CP 5711 CP 5613 A3 CP 5623
Non-Siemens controllers (WinCC V11.0 and higher)		
Allen Bradley Ethernet IP	Channel for communication with Allen Bradley controllers via Ethernet TCP/IP with Ethernet IP protocol The ControlLogix / CompactLogix, SLC500 / MicroLogix, and PLC5 controllers are supported	CP 1612 A2
Mitsubishi MC TCP/IP	Channel for communication with Mitsubishi controllers via Ethernet TCP/IP with Mitsubishi MC TCP/IP protocol The FX3, Q, and iQ/QnUD controller series are supported	CP 1612 A2
Modbus TCP/IP	Channel for communication with Modicon controllers via Ethernet TCP/IP using the Modbus TCP/IP protocol The Quantum, Momentum, Premium, TSX Micro, Compact and M340 controllers are supported	CP 1612 A2
Cross-vendor		
OPC client ¹⁾ for OPC DA, OPC XML DA	Channel for OPC communication, WinCC can acquire data from OPC server applications	CP 1612 A2
OPC server for OPC DA, OPC UA DA, OPC XML DA, OPC A&E, OPC HDA	Server applications for OPC communication; WinCC provides process data to OPC clients	CP 1612 A2

¹⁾ Application note:

Parallel use of the OPC client channel allows, for example, connection to an SNMP OPC server for visualization of the data present there. The SNMP OPC server enables monitoring of any network components (e.g. switches) that support the SNMP protocol. Further information can be found under SIMATIC NET communications systems/SNMP OPC server.

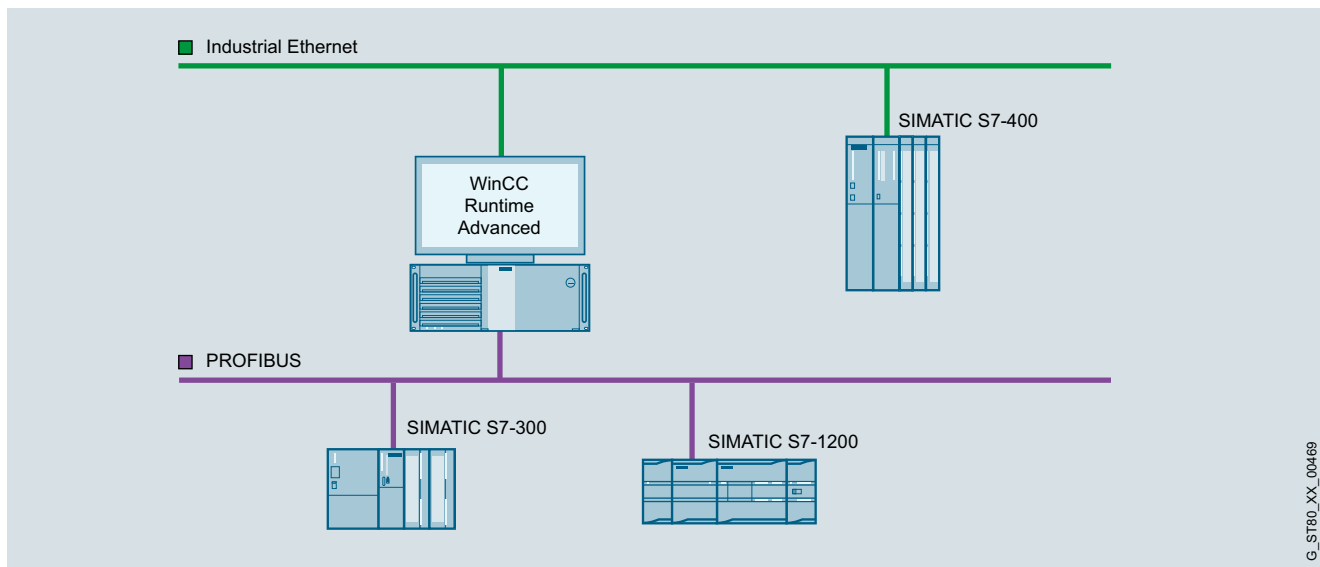
HMI Software

HMI Software in the TIA Portal
SIMATIC WinCC (TIA Portal) Runtime

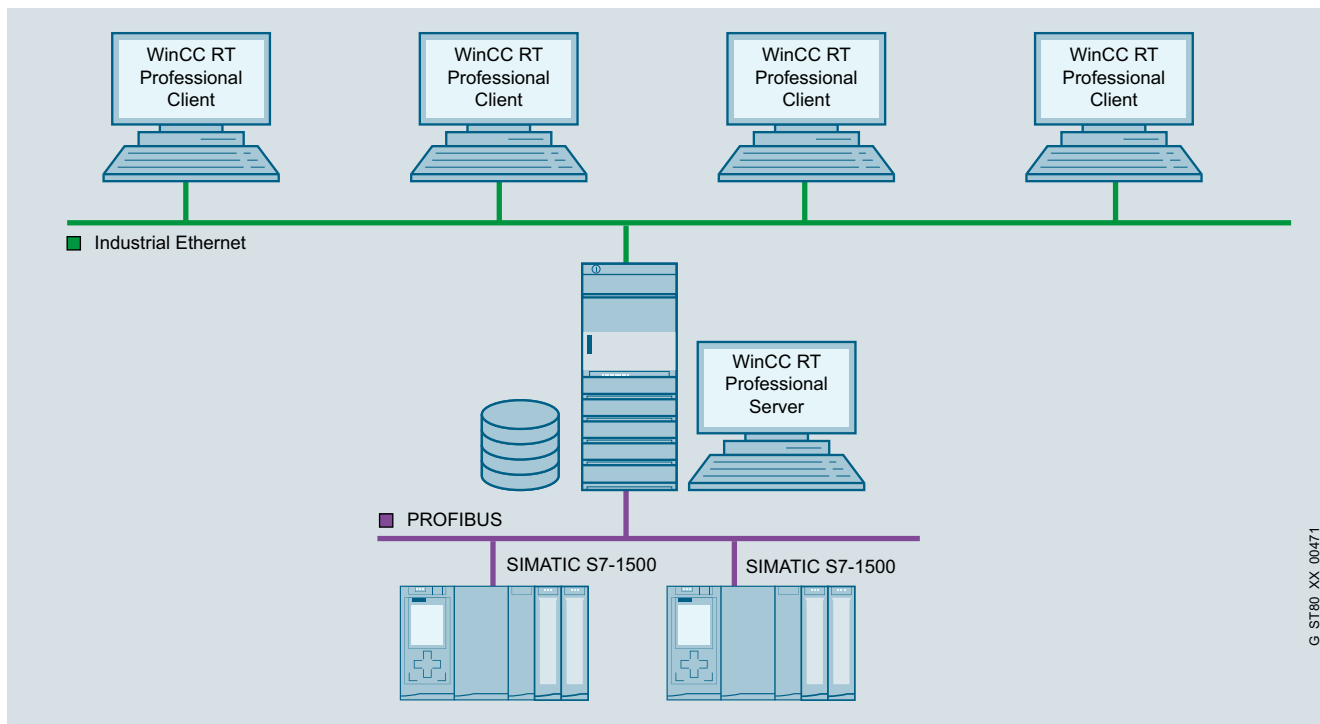
WinCC Runtime Communication

Overview (continued)

Communications examples



WinCC Runtime Advanced single-user system



WinCC Runtime Professional multi-user system with operable server

3

G_ST80_XX_00469

G_ST80_XX_00471

Ordering data	Article No.	Article No.
<p><i>SIMATIC WinCC (TIA Portal) Communication via Industrial Ethernet TCP/IP</i></p> <p>CP 1612 A2 PCI card (32-bit) for connecting a programming device or PC to Industrial Ethernet (10/100/1000 Mbps) with RJ45 connection via SOFTNET-S7 and SOFTNET PG.</p> <p>Software requirement: WinCC Runtime Advanced: No further installation is required (SOFTNET-S7)</p> <p>WinCC Runtime Professional: SOFTNET-S7 Lean (maximum of 8 connections) or SOFTNET-S7 (maximum of 64 connections) must be installed (SOFTNET-S7 Lean is included in the scope of delivery of WinCC Runtime Professional)</p>	6GK1161-2AA01	<p>SIMATIC NET HARDNET-IE S7 V16 Software for S7, open communication; OPC, PG/OP communication, project software; up to 120 connections; single license for one installation of runtime software, software and electronic manual on DVD; license key on USB flash drive; Class A</p> <ul style="list-style-type: none"> • Single license for 1 installation • Upgrade package for SIMATIC NET from Edition 2006 <p>6GK1716-1CB16-0AA0 6GK1716-1CB00-3AE0</p>
<p>SIMATIC NET SOFTNET-IE S7 V16 Software for S7 and S5-compatible communication, incl. OPC server, PG/OP communication and NCM PC, up to 64 connections, single license for 1 installation, runtime software, software and electronic manual on CD-ROM, license key on USB flash drive, Class A</p> <ul style="list-style-type: none"> • Single license for 1 installation • Upgrade package for SIMATIC NET from Edition 2006 	6GK1704-1CW16-0AA0 6GK1704-1CW00-3AE0	<p>CP 1623 PCI Express X1 card (32-bit) for connection of PG/PC to Industrial Ethernet (communications software must be ordered separately)</p> <p><i>Communication via PROFIBUS</i></p> <p>USB A2 PC adapter Can be used under Windows XP, Windows 7 32/64-bit</p> <p>6GK1162-3AA00</p>
<p>SOFTNET-IE S7 Extended V16 Software for S7-, S5-compatible communication, OPC; PG/OP communication, proj. SW up to 255 connections (S7) or 512 connections (S7-1200/S7-1500); single license for 1 installation</p>	6GK1704-1BW16-0AA0	<p>CP 5612 PCI card (32-bit) for connecting a PG/PC to PROFIBUS (communications software included in the WinCC basic package)</p> <p>6GK1561-2AA00</p>
<p>SIMATIC NET SOFTNET-IE S7 LEAN V16 (included in the scope of delivery of WinCC Runtime Professional) Software for S7-compatible and S5-compatible communication incl. OPC server, PG/OP communication and NCM PC, up to 8 connections, single license for one installation of runtime software, software and electronic manual on CD-ROM, license key on USB flash drive; Class A</p> <ul style="list-style-type: none"> • Single license for 1 installation • Upgrade package for SIMATIC NET from Edition 2006 	6GK1704-1LW16-0AA0 6GK1704-1LW00-3AE0	<p>CP 5622 PCI Express X1 card (32-bit) for connection of PG/PC to PROFIBUS (communications software included in WinCC basic package)</p> <p>6GK1562-2AA00</p>
		<p>CP 5711 USB adapter (USB V2.0) for connecting a PG/notebook to PROFIBUS or MPI (communications software included in WinCC Basic package)</p> <p>6GK1571-1AA00</p>
		<p>CP 5613 A3 PCI Card (32-bit) for connecting a PC to PROFIBUS (communications software must be ordered separately)</p> <p>6GK1561-3AA02</p>
		<p>CP 5623 PCI Express X1 card (32-bit) for connection of PG/PC to Industrial Ethernet (communications software must be ordered separately)</p> <p>6GK1562-3AA00</p>

HMI Software

HMI Software in the TIA Portal
SIMATIC WinCC (TIA Portal) options

SIMATIC WinCC (TIA Portal) options

Overview

Options for SIMATIC Panels, SIMATIC WinCC Runtime Advanced and SIMATIC WinCC Runtime Professional

SIMATIC ProDiag

- Fully-integrated TIA solution for machine and plant diagnostics
- Saves the need for programming diagnostics in the CPU during the engineering phase and provides support for troubleshooting directly on the HMI without an engineering system using diagnostic overviews and PLC code

SIMATIC Logon

- Creates user administration on a central computer to which one or more WinCC stations can be connected over Ethernet.
- With each user logon/logoff on one of the connected stations, SIMATIC Logon checks whether a user password has been created and that the required privileges exist.
- SIMATIC Logon supports the user in combination with the Audit option in meeting requirements in accordance with FDA 21 CFR Part 11 and EU178.

Options for SIMATIC WinCC Runtime Advanced and SIMATIC WinCC Runtime Professional

SIMATIC WinCC Logging

- Logging of messages and process values
- Online evaluation of process value logs and alarm logs
- Evaluation of process value and alarm logs using standard MS tools such as Excel

SIMATIC WinCC Recipes

- Generation and management of data records for machine or production data
- Display or entry of data records via a configurable screen object or via process pictures distributed within the project
- Transmission of data records from or to the controller
- Import/export of data records for further processing with other tools (e.g. MS Excel)

Options for SIMATIC Panels and SIMATIC WinCC Runtime Advanced

SIMATIC WinCC Audit

- Recording of operator actions in an audit trail
- Electronic signature for important user actions relevant to production
- Audit supports users in meeting special quality requirements, e.g.
 - Production plants requiring validation according to FDA 21 CFR Part 11
 - In respect of traceability according to EU 175/2002 (EU directive)

SIMATIC WinCC Sm@rtServer

- Flexible solution for location-independent access to HMI systems
- Remote maintenance of machines and plants via the Internet/intranet
- Reduced downtimes for machines and plants due to direct remote access
- Flexible solution for location-independent access to machines and plants

Options for SIMATIC WinCC Runtime Professional

SIMATIC WinCC DataMonitor

- Display and analysis of current process states and historical data on office PCs with standard tools.
- Information can be individually compiled online during runtime via the Internet/intranet.

WinCC IndustrialDataBridge for WinCC Runtime Professional (V13 SP1 and higher)

Using the SIMATIC WinCC IndustrialDataBridge, communication links between different data sources and data targets can be created by means of simple configuration/parameter assignment. The WinCC IndustrialDataBridge can either be integrated into WinCC or used as a stand-alone application (not in conjunction with WinCC).

SIMATIC Information Server 2014 SP3

The SIMATIC Information Server 2014 SP3 is an open, web-based reporting system for interactive areas. Reports can be used in Internet Explorer, for Excel, Word or PowerPoint, as well as for Adobe Reader (pdf).

The SIMATIC Information Server has access to archived process values and messages, and can be used either directly in conjunction with WinCC / WinCC RT Professional / PCS7 OS as well as with SIMATIC Process Historian 2014.

For more detailed information on the SIMATIC Information Server and Article No.'s, see SCADA System SIMATIC WinCC.

SIMATIC Process Historian 2014

The SIMATIC Process Historian 2014 is a powerful, long-term archive server solution that stores the WinCC process values and messages in a central database. The system offers full scalability for performance and scope. It records and stores data from one or more WinCC, WinCC RT Professional and PCS 7 projects. The number of connected single stations, servers, or redundant server pairs is unrestricted.

SIMATIC Process Historian is designed for use throughout your plant, and is positioned below the corporate management level (ERP, MES).

For more detailed information on the SIMATIC Process Historian and Article No.'s, see SCADA System SIMATIC WinCC.

SIMATIC WinCC Redundancy

For configuring a high-performance, fail-safe, client-server system. One WinCC/Redundancy package is required for each redundant pair of servers.

SIMATIC WinCC Server and SIMATIC WinCC Client

For setting up a high-performance client-server system

- A number of coordinated HMI stations can be operated in a single group with networked automation systems
- Client/server solution:
 - One server supplies up to 32 connected clients with process and archive data, messages, screens and reports.

Overview (continued)SIMATIC WinCC WebNavigator

- Operator control and monitoring of plants via the Internet or the in-house intranet/LAN
- Web Client permits the operator control and monitoring of a current WinCC Runtime Professional project via an Internet browser with ActiveX support

SIMATIC WinCC WebUX

- Mobile operator control and monitoring via the Internet or the in-house intranet/LAN, using commercially available mobile devices.
- Platform and browser can be used independently on HTML5-capable and SVG-capable data terminal equipment without installation on the client.

Overview of the individual options

Options	WinCC RT Advanced	WinCC RT Professional	SIMATIC Panels
SIMATIC ProDiag	•	•	•
SIMATIC Logon	•	•	•
WinCC Logging	•	•	• ¹⁾
WinCC Recipes	•	•	• ¹⁾
WinCC Audit	•	-	•
WinCC Sm@rtServer	• ¹⁾	-	• ¹⁾
WinCC DataMonitor	-	•	-
WinCC IndustrialDataBridge	-	•	-
SIMATIC Information Server	-	•	-
SIMATIC Process Historian	-	•	-
WinCC Redundancy	-	•	-
WinCC Server/WinCC Client	-	•	-
WinCC WebNavigator	-	•	-
WinCC WebUX	-	•	-

- possible

¹⁾ integrated in basic system

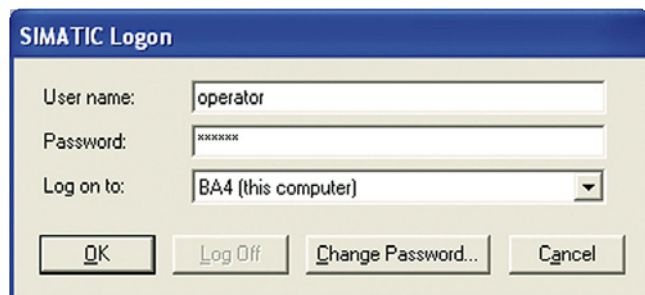
<http://www.siemens.com/wincc-tia-portal-options>

HMI Software

HMI Software in the TIA Portal
SIMATIC WinCC (TIA Portal) options

SIMATIC Logon

Overview



- Option for connecting SIMATIC Panels and PCs with SIMATIC WinCC Runtime Advanced as well as WinCC Runtime Professional to a central user administration.
- Creates user administration on a central computer to which one or more panels or WinCC stations can be connected over Ethernet.
- With each logging-on/off of a user on one of the connected stations, SIMATIC Logon checks whether a user password has been created and that the required privileges exist.

SIMATIC Logon for Panels and WinCC Runtime Advanced

- All users of the SIMATIC Panels or WinCC Runtime Advanced stations can be managed plant-wide from a central location
- Supports the user in combination with the Audit option in meeting requirements in accordance with FDA 21 CFR Part 11 and EU178.
- Licensing:
SIMATIC Logon (basic license) and SIMATIC Logon Remote Access (3-pack license) for the connection of 3 panels or WinCC Runtime Advanced stations to a central user administration. Additional stations can be connected by using further SIMATIC Logon Remote Access licenses (3-pack/10-pack).

SIMATIC Logon for WinCC Runtime Professional

- All users of WinCC Runtime Professional can be managed plant-wide from a central location.
- The central user management with SL utilizes Windows mechanisms and must be installed on all participating WinCC Runtime Professional stations.
- Licensing:
SIMATIC Logon (basic license) is included in the basic package of WinCC Runtime Professional

Benefits

- Centralized configuration of all access authorizations of a distributed system avoids unnecessary travel times. Time-consuming multiple configurations for each individual local station become unnecessary. Accordingly, users can be easily configured from a central location.
- All access data apply throughout the plant on every connected station. Additional access data on local subsystems is no longer necessary.

Design

SIMATIC Logon for Panels and WinCC Runtime Advanced

SIMATIC Logon and SIMATIC Logon Remote Access are installed on a central station.

The following Runtime stations are connected to the central station via the Ethernet network:

- PCs with WinCC Runtime Advanced
- SIMATIC Panels from the 177 series or higher (with Ethernet interface)
- SIMATIC Mobile Panels from the 177 series or higher (with Ethernet interface)
- SIMATIC Multi Panels
- SIMATIC Comfort Panels

SIMATIC Logon for WinCC Runtime Professional

The SIMATIC Logon can be used for the central user management of several WinCC Runtime Professional stations. Operation in a Windows Workgroup or even in a domain is possible.

Function

Users receive a unique user ID, user name and password.

This information is encrypted and stored at a central point (for SIMATIC Logon in the Windows user management). Functions such as changing the password, automatic log-off after a predefined time and lockout after several incorrect entries of a password ensure maximum security of operation.

In addition, SIMATIC Logon allows setting up new users online, plant-wide and across applications, or blocking of existing users. SIMATIC Logon also supports electronic signature.

Ordering data	Article No.
SIMATIC Logon V1.6 Basic license ¹⁾ For Panels or WinCC Runtime Advanced stations, the corresponding number of additional SIMATIC Logon Remote Access licenses is required. No SIMATIC Logon Remote Access licenses are required for WinCC Runtime Professional	6ES7658-7BX61-0YA0
SIMATIC Logon upgrade to V1.6	6ES7658-7BX61-0YE0
SIMATIC Logon Remote Access (3 clients) Remote Access for 3 clients; single license for 3 SIMATIC Logon Remote Access clients; the number of licensed clients is determined from the sum of the installed SIMATIC Logon Remote Access licenses.	6ES7658-7BA00-2YB0
SIMATIC Logon Remote Access (10 clients) Remote Access for 10 clients; single license for 10 SIMATIC Logon Remote Access clients; the number of licensed clients is determined from the sum of the installed SIMATIC Logon Remote Access licenses.	6ES7658-7BB00-2YB0

¹⁾ SIMATIC Logon V1.5 included in scope of supply of WinCC Runtime Professional.

More information is available at:

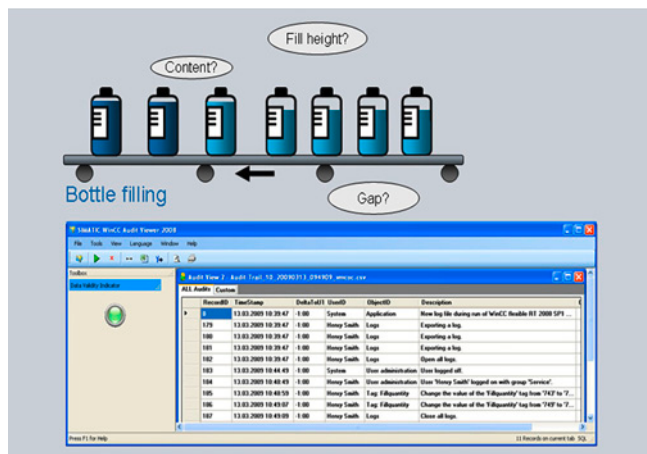
<http://www.siemens.com/simatic-logon>

HMI Software

HMI Software in the TIA Portal
SIMATIC WinCC (TIA Portal) options

WinCC Audit

Overview



- Option for SIMATIC WinCC Runtime Advanced as well as SIMATIC Panels for recording operations in an audit trail, and electronic signature
- The audit trail is furnished with a security mechanism that displays subsequent manipulations.
- A user-friendly configuration function, which is included as standard in WinCC, is used to define the following:
 - Which user actions should be recorded in the audit trail during runtime
 - Which important operator actions during runtime require electronic signature/comments
- Available for the following SIMATIC HMI systems:
 - Comfort Panels
 - Mobile Panels
 - TP/OP 277
 - MP 277
 - MP 377
 - WinCC Runtime Advanced
- Licensing:
 - A license for SIMATIC WinCC Logging and SIMATIC WinCC Audit is required for every operator control unit (panel or PC).

Benefits

- Audit supports the user in meeting special quality requirements, e.g.
 - Production plant requiring validation according to 21 CFR Part 11 FDA ¹⁾
 - In respect of traceability according to EU 175/2002 ²⁾
- The entries in the audit trail are uniquely assigned to users. This means that responsibilities are clearly identifiable.
- The audit trail, stored as a CSV file ³⁾, can be checked via a security mechanism to find out if subsequent changes have been made.
- For particularly important user actions, e.g., starting production or loading new recipes, electronic signatures and comments can be configured and then called up and logged during runtime.

- The FDA (Food and Drug Administration) is the American public health body
- 21 CFR Part 11- law on plant validation
- CSV Comma Separated Values

Technical specifications

WinCC Audit	
Storage location for Audit Trail when used on the Panel	Plug-in Flash memory card or via Ethernet in the higher-level PC
Storage location for Audit Trail when using WinCC Runtime Advanced	Local hard disk or via Ethernet in the higher-level PC
Execution platform	
SIMATIC Panels	Mobile Panel 277, TP/OP 277
SIMATIC Multi Panels	MP 277, MP 377
SIMATIC Comfort Panels	all
PC systems	SIMATIC WinCC Runtime Advanced

Ordering data

Article No.

SIMATIC WinCC Audit for SIMATIC Comfort/Mobile Panels

- Single license, license key only on USB flash drive
- Download⁴⁾
Single license, license key download only
Email address required for delivery

6AV2107-0RP00-0BB0

6AV2107-0RP00-0BHO

SIMATIC WinCC Audit for Runtime Advanced⁵⁾

- Single license, license key only on USB flash drive
- Download⁴⁾
Single license, license key download only
Email address required for delivery

6AV2107-0RA00-0BB0

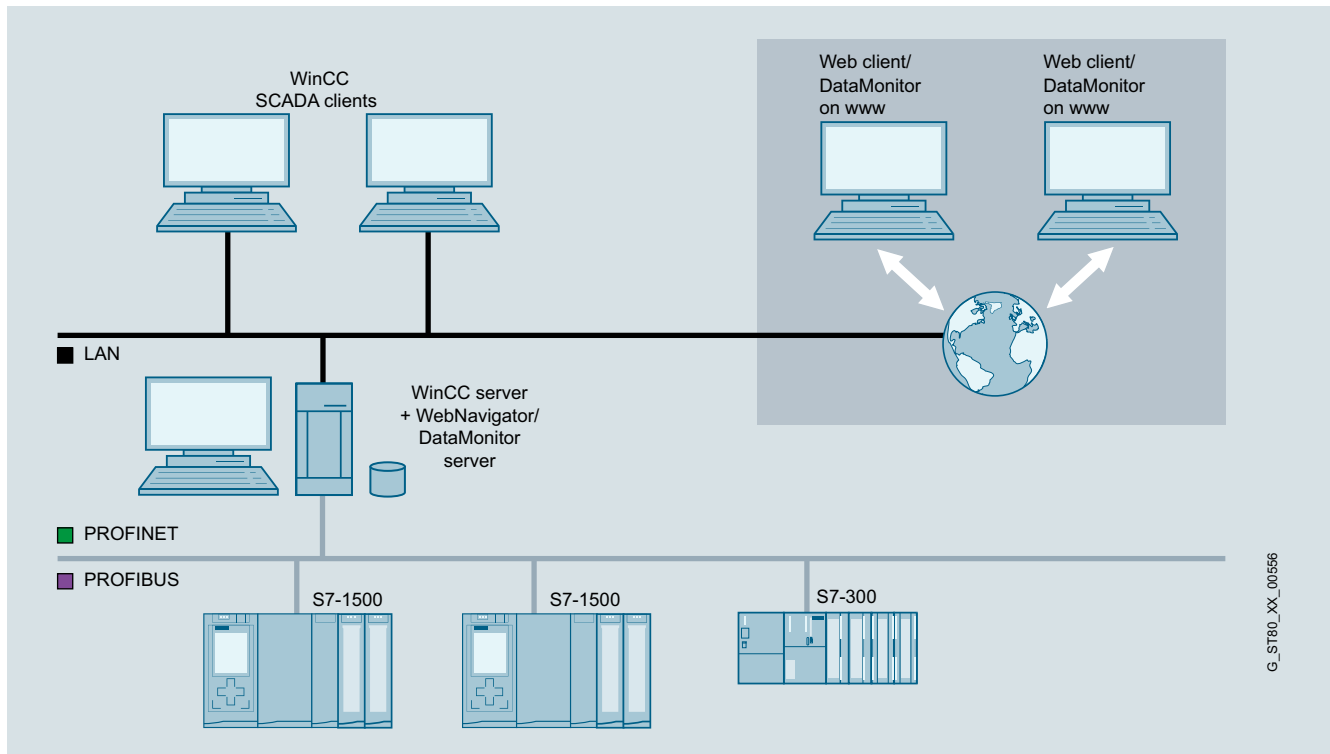
6AV2107-0RA00-0BHO

- Current information and availability regarding the new type of delivery can be found at: <http://www.siemens.com/tia-online-software-delivery>
- The following license is also required: SIMATIC WinCC Logging for Runtime Advanced

More information is available at:

<http://www.siemens.com/wincc-audit-tia-portal>

Overview



WinCC DataMonitor

- The WinCC DataMonitor is used for displaying and evaluating current process states and historical data on office PCs using standard tools such as Microsoft Internet Explorer or Microsoft Excel.
The DataMonitor Client is supported by a web server with current and historical process data and alarms. All staff ranging from machine operators to corporate managers can use the DataMonitor to obtain information. In combination with WinCC V7 and with the aid of the multiclient architecture, access can be made to several lower-level WinCC stations.
- DataMonitor is a suite of Internet-capable tools:
 - **Process Screens**
Tool exclusively for monitoring and navigating via WinCC or WinCC Runtime Professional screens using the WinCC Web Viewer (WinCCViewer RT) in the "view only" mode
 - **Excel Workbooks**
Logging tool that integrates WinCC or WinCC Runtime Professional Archive and online values into Microsoft Excel and supports online analysis
 - **Published Reports**
Event- or time-driven execution of Excel or PDF reports for the output of process data and analysis results.
 - **WebCenter**
Individual configuration of Internet pages and compilation of information within a portal.
- DataMonitor does not require manual client installation because it loads the required components from the DataMonitor server
- There is no installation required on the client for the WebCenter, Trends and Alarms functions.

Licenses

- A (server-based) license is required for the WinCC DataMonitor. This is a graduated license based on the number of simultaneous web client access operations and can be incremented at any time using additive web client licenses (countable licenses).
- The DataMonitor client software can be installed as many times as required without the need for a license.

You can find more information on the Software Update Service, license types, online software delivery and handling your SW licenses with the Automation License Manager here: <http://www.siemens.com/simatic-licenses>

HMI Software

HMI Software in the TIA Portal
SIMATIC WinCC (TIA Portal) options

WinCC DataMonitor

Benefits

- Information can be compiled online individually during runtime via the Internet/Intranet.
- Efficiently monitor and analyze production lines.
- Easily collect and distribute information.
- Substantiate decisions with reports.
- View production status anywhere and anytime.

Highlights:

- With the WebCenter function, archive tags can be accessed without changing the configuration system.
- Dedicated Internet pages can be created for displaying data with the WebCenter.
For this purpose, for example, a bar chart, a pie chart or a trend graph is available.
- The analyses can be made with relative or absolute time specification.
This enables comparisons of identical time periods on different days.
- Reports can be made available on the DataMonitor server or emailed automatically based on time intervals or triggered by events.
- Support of Microsoft Internet Explorer version, including "tabbed browsing".

Function

- All tools are fully Internet-compatible and, therefore, support access via any type of connection (LAN, GSM, radio, modem, Internet, etc.).
- All popular security mechanisms such as login/password, firewalls, encryption, etc. are supported.
- Users can combine the available tools at will.
Licensing only takes into account simultaneous access to one web server.
- For display purposes, screens from the WinCC project can be used or special overview displays configured.
Animations, scripts, navigation and access rights remain valid.
- The WinCC DataMonitor has purely a display function
- Company-wide Excel reports, which contain historical and current process values, can be stored centrally for general access (reports, statistics).
However, local queries to meet individual requirements can also be compiled and executed online.
Plot and trend displays are supported for archive data already swapped out.
- Enhanced user management for the WebCenter in order to assign individual Internet pages and created reports to specific user groups.
- A search function simplifies the management of connections to the WinCC server

Ordering data

SIMATIC WinCC DataMonitor as from Runtime Professional V14 and WinCC as from V7.4 ²⁾

Standard scope of supply

- 1 client license (countable)
- 3 client licenses (countable)
- 10 client licenses (countable)
- 30 client licenses (countable)

As download¹⁾

- 1 client license (countable)
- 3 client licenses (countable)
- 10 client licenses (countable)
- 30 client licenses (countable)

Article No.

6AV6362-3AB00-0BB0
6AV6362-3AD00-0BB0
6AV6362-3AF00-0BB0
6AV6362-3AJ00-0BB0

6AV6362-3AB00-0AH0
6AV6362-3AD00-0AH0
6AV6362-3AF00-0AH0
6AV6362-3AJ00-0AH0

¹⁾ Current information and availability regarding the new type of delivery can be found at: <http://www.siemens.com/tia-online-software-delivery>

²⁾ As from WinCC V14 the licenses are cumulative (countable), i.e. one 10 client license and one 30 client license permit access by 40 clients.

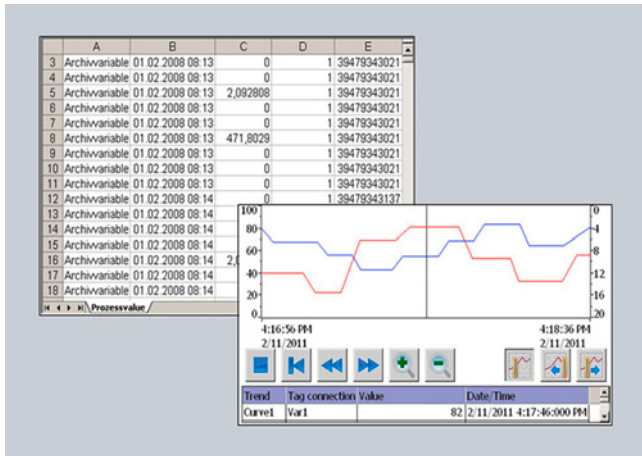
A license is not required for the engineering system for configuring the runtime option.

More information

Additional information is available on the Internet at:

<http://www.siemens.com/wincc-datamonitor>

Overview



- Option for SIMATIC WinCC Runtime Advanced and WinCC Runtime Professional for logging process values and alarms
- Logging of process values and alarms supports the acquisition and processing of process data from an industrial plant or machine. Evaluation of the logged process data provides information about the operating states of the plant or machine
- Licensing:
 - SIMATIC Panels / Multi Panels / Comfort Panels: No license is required.
 - WinCC Runtime Advanced: One license is required per operator station
 - WinCC Runtime Professional: 500 Logging Tags are already included in the basic package. The number of Logging Tags can be increased by means of additional licenses

Benefits

- Alarm and process value logs enable predictive diagnostics, which avoids downtimes
- Early detection of danger and fault conditions
- Increase of the product quality and the productivity thanks to regular analysis of the alarm and process value logs

Application

- Transfer of the logs for evaluation and long-term archiving
- Detection of recurring error states
- Optimization of maintenance cycles
- Ensuring quality standards
- Quality assurance and checking the utilization of production sequences
- Documentation of process sequences

Function

- Time-controlled as well as manual or process-controlled swapping out of process data and alarms for long-term archiving
- During runtime, swapped out data are read in and selectively analyzed using WinCC Runtime Professional
 - Presentation and evaluation of archived process data based on a configurable trend display. Reading of the values is facilitated by a read line.
 - Presentation and evaluation of archived alarms based on a configurable alarm view.
 - User-friendly navigation in the logs
- External evaluation of the logs using MS standard tools
- Various log types are supported: sequence and circular logs
- Logging of process values and alarms on external, Windows-supported storage media
 - SIMATIC Panels and WinCC Runtime Advanced: CSV files, RDB files, Microsoft SQL Server via ODBC
 - WinCC Runtime Professional: Microsoft SQL Server 2005
- Powerful standard functions permit user-friendly and flexible utilization of the logs

HMI Software

HMI Software in the TIA Portal
SIMATIC WinCC (TIA Portal) options

WinCC Logging

Technical specifications

	WinCC Logging for Runtime Advanced
	The values specified are maximum values
Number of logs	100
Archivable data	Process values, alarms
Cyclical trigger for archiving process values (variables)	1 s
Max. number of entries per log (incl. sequence log)	500.000 ¹⁾
Log types	Circular logs, sequence logs (max. 400 per log)
Data storage format	CSV (Comma Separated Variable), RDB (Runtime Data Base), Microsoft SQL database (database not included in scope of delivery)

¹⁾ Dependent on memory medium used

	WinCC Logging for Runtime Professional
	The values specified are maximum values
Number of logs per single-user station/server	100
Archivable data	Process values, alarms
Measured values per second, max.	Server/single-user station: 5 000 per sec.
Log tags per single-user station/server	8.000 ²⁾
Log types	Circular log with and without long-term logging
Data storage format	Microsoft SQL 2008 database

²⁾ Dependent on the Logging PowerPack used for the log tags. 500 log tags are contained in the basis version.

Ordering data

Article No.

SIMATIC WinCC Logging for Runtime Advanced ¹⁾

- Single license, license key only on USB flash drive
- As download ²⁾
Single license, license key download only
Email address required for delivery

6AV2107-0GA00-0BB0

6AV2107-0GA00-0BH0

SIMATIC WinCC Recipes + Logging for Runtime Advanced ¹⁾

- Single license per option, license key only on USB flash drive
- As download ²⁾
Single license, license key download only
Email address required for delivery

6AV2107-0HA00-0BB0

6AV2107-0HA00-0BH0

SIMATIC WinCC Logging for Runtime Professional 1500 logging tags

- Single license, license key only on USB flash drive
- As download ²⁾
Single license, license key download only
Email address required for delivery

6AV2107-0GB00-0BB0

6AV2107-0GB00-0BH0

SIMATIC WinCC Logging for Runtime Professional 5 000 logging tags

- Single license, license key only on USB flash drive
- As download ²⁾
Single license, license key download only
Email address required for delivery

6AV2107-0GD00-0BB0

6AV2107-0GD00-0BH0

WinCC Logging for Runtime Professional Powerpack 1 500 -> 5 000 logging tags

- Single license, license key only on USB flash drive
- As download ²⁾
Single license, license key download only
Email address required for delivery

6AV2107-2GD00-0BD0

6AV2107-2GD00-0BJ0

WinCC Logging Upgrade for SIMATIC WinCC Archives V7.0 (10 licenses)

Single license per option, license key only on USB flash drive

6AV2107-4GX00-0BF0

¹⁾ One license is required for each operator console. A license is not required for the engineering system for configuring the runtime option.

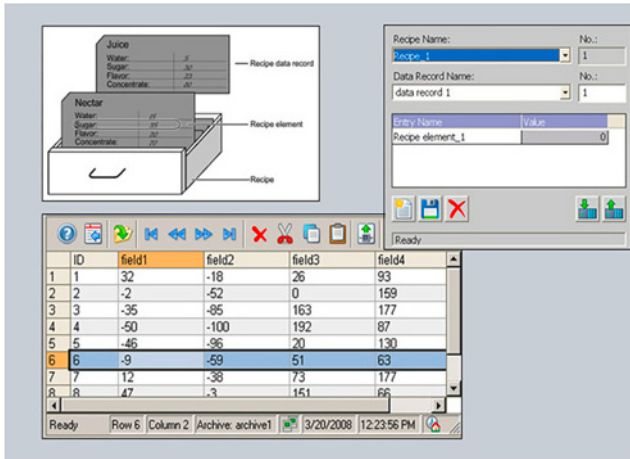
²⁾ Current information and availability regarding the new delivery form can be found at: <http://www.siemens.com/tia-online-software-delivery>

More information

Additional information is available on the Internet at:

<http://www.siemens.com/wincc-logging-tia-portal>

Overview



- Option for SIMATIC WinCC Runtime Advanced and WinCC Runtime Professional for managing data records in recipes that contain related machine or production data
- The data in a data set can be transferred, for example, from the control unit to the PLC to switch production to a different product variant
- Licensing:
 - SIMATIC Panels / Multi Panels / Comfort Panels: No license is required.
 - WinCC Runtime Advanced: One license is required per operator station
 - WinCC Runtime Professional: A license is only required on the server (or single-user system).

Benefits

- Generation and management of machine parameters and production data on the basis of data records, and exchange with the automation device, e.g. with the machine.
- Clear tabular representation of the data elements with the aid of a configurable screen object, or depiction in technological relationships across several process screens.
- Simple operator guidance through standard functions.
- Export/import of data records for further processing with other tools (e.g. MS Excel)

Function

- Input of data records (e.g. operating parameters of a machine, production data for a plastics machine) on the HMI device as well as their storage and transfer to the control
- Display or entry of data records via a configurable screen object or via several process screens distributed within the project
- The data record elements are coupled with the process via a direct tag connection
- Transmission of data records from or to the controller
- Powerful interfaces enable a synchronized data exchange with the controller.
- Storage of data records on local data carriers or on remote data servers via networks
- Logging of data records, e.g. as batch report/shift report
- User-friendly and flexible management of data records by powerful standard functions

The recipes and the associated data records are created using a separate, user-friendly WinCC Engineering editor and data is pre-assigned to them. A configurable table object is used for displaying the data at runtime. Furthermore, the individual data record elements can also be displayed directly based on standard input/output fields across several process screens. In this way, the data in technological views can be presented clearly to the operator.

Import and export functions support the importing and exporting of data via external applications (e.g. MS Excel).

HMI Software

HMI Software in the TIA Portal
SIMATIC WinCC (TIA Portal) options

WinCC Recipes

Technical specifications

	WinCC Recipes for Runtime Advanced
	The values specified are maximum values
Number of recipes	1 000
Number of elements per recipe ¹⁾	2 000
User data length in KB per data record	256
Number of data records per recipe	5 000

	WinCC Recipes for Runtime Professional
	The values specified are maximum values
Number of recipes	1 000 ²⁾
Number of elements per recipe ¹⁾	500 ³⁾
User data length in KB per data record	3 000 ³⁾
Number of data records per recipe	3 000 ²⁾

¹⁾ When using arrays, each array element represents a recipe element

²⁾ Limited by system resources.

³⁾ The product of the number of recipe elements and the number of data records must not exceed a value of 320 000.

Ordering data

SIMATIC WinCC Recipes for Runtime Advanced ⁴⁾

- Single license, license key only on USB flash drive
- As download ⁵⁾
Single license, license key download only
Email address required for delivery

6AV2107-0JA00-0BB0

6AV2107-0JA00-0BH0

SIMATIC WinCC Recipes + Logging for Runtime Advanced ⁴⁾

- Single license, license key only on USB flash drive
- As download ⁵⁾
Single license, license key download only
Email address required for delivery

6AV2107-0HA00-0BB0

6AV2107-0HA00-0BH0

SIMATIC WinCC Recipes for Runtime Professional ⁴⁾

- Single license, license key only on USB flash drive
- As download ⁵⁾
Single license, license key download only
Email address required for delivery

6AV2107-0JB00-0BB0

6AV2107-0JB00-0BH0

⁴⁾ One license is required for each operator console. A license is not required for the engineering system for configuring the runtime option.

⁵⁾ Current information and availability regarding the new delivery form can be found at: <http://www.siemens.com/tia-online-software-delivery>

More information

Additional information is available on the Internet at:

<http://www.siemens.com/wincc-recipes-tia-portal>

Overview

Option for SIMATIC WinCC (TIA Portal), supporting the parallel operation of two interfaced WinCC single-user systems or process data servers for mutual monitoring

If one of the two server PCs or one of the two WinCC stations fails, the second one will take over control of the entire system. Once the failed server or station is restored to operation, the contents of all the message and process value archives are copied to it.

One WinCC Redundancy package is required for each redundant pair of servers.

Benefits

- Increased system availability with gap-free data integrity
- Automatic switchover of the client when a server fails or the communication to the server fails
- Continuous operation and visualization through automatic switchover of the clients to the intact server
- Automatic synchronization of all archives in the background after a fault is cleared

Function

Normally, two WinCC stations or process data servers run in parallel. Each station has its own process connection and its own data archives. WinCC Redundancy ensures automatic matching of system and user archive data.

If one of the two server computers or WinCC stations fails, the second will take over the archiving of messages and process data, thereby ensuring seamless data integrity. In client/server mode, the clients are automatically switched from the failed server to the redundant partner. This ensures continuous plant visualization and operation on every operator station.

When the failed partner resumes operation, all process values, messages and data archived during the fail period are automatically matched with the partner. This process runs in the background and does not affect plant continuity. Once this is complete, two equivalent servers/stations will be available again.

Communication with the SIMATIC S7 PLC can also be configured with redundancy (an H Series SIMATIC S7 is required) by plugging in two communication modules and configuring two communication paths (S7-REDCONNECT software package). The use of failsafe H Series SIMATIC S7 PLCs can, if required, further increase availability at control level.

Ordering data

SIMATIC WinCC Redundancy for Runtime Professional

- Single license for 2 installations, license key on USB flash drive, software and documentation on DVD
- As download¹⁾
Single license for 2 installations, license key download only
Email address required for delivery

Article No.

6AV2107-0FB00-0BB0

6AV2107-0FB00-0BH0

¹⁾ Current information and availability regarding the new type of delivery can be found at: <http://www.siemens.com/tia-online-software-delivery>

A license is not required for the engineering system for configuring the runtime option.

More information

Additional information is available on the Internet at:

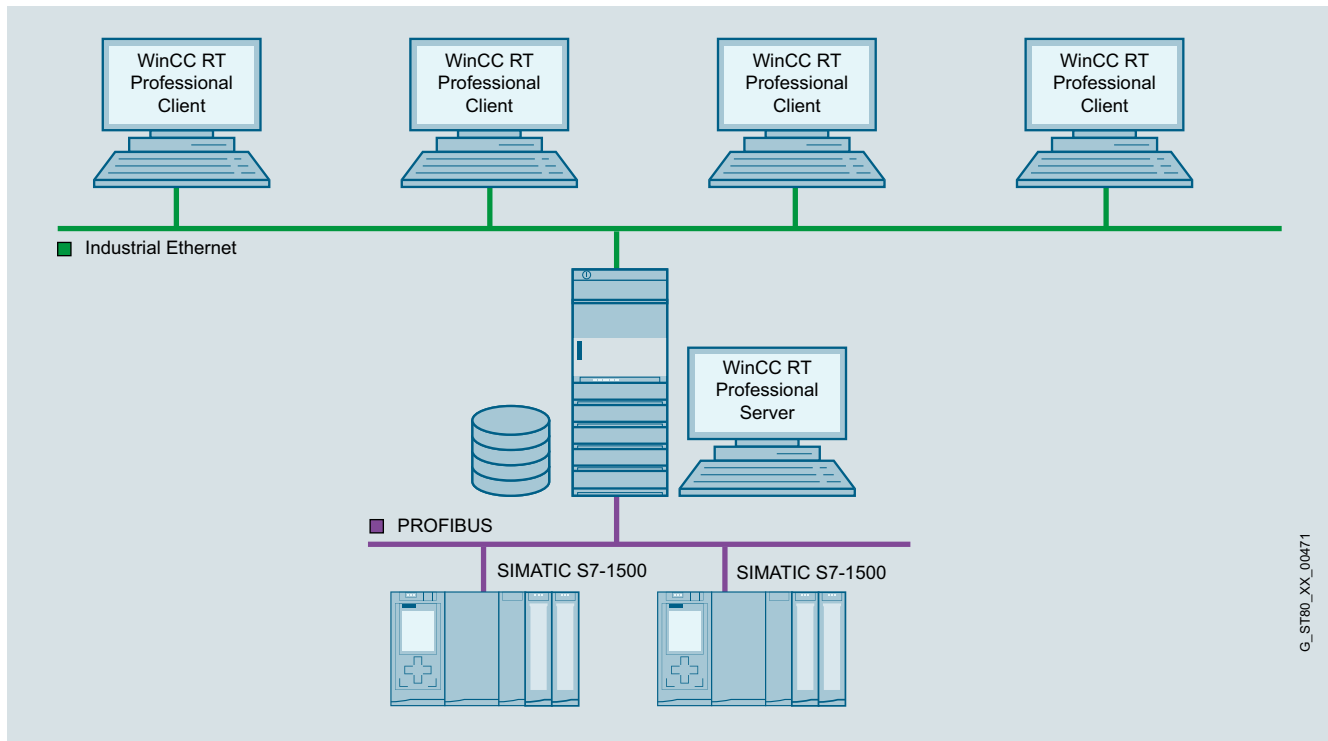
<http://www.siemens.com/wincc-redundancy-tia-portal>

HMI Software

HMI Software in the TIA Portal
SIMATIC WinCC (TIA Portal) options

WinCC Server / WinCC Client

Overview



G_ST80_XX_00471

- Option for SIMATIC WinCC Runtime Professional, which permits the configuration of a powerful client/server system
- One of the following operating systems must be available to install the option on the server:
Windows Server 2012 R2 64-bit StdE,
Windows Server 2016 64-bit Standard,
Windows Server 2019 64-bit Standard.
When using Windows 10, a maximum of 3 clients can be connected.
- A number of coordinated HMI stations can be operated in a single group with networked automation systems.
- Client/server solution: One server supplies up to 32 connected clients with process and archive data, alarms, screens and reports.
 - Requirement: Network connection (TCP/IP) between the server PC and the connected clients.
- Licensing:
 - A WinCC Runtime Professional license on the server with the appropriate number of PowerTags and the "WinCC Server for RT Professional" license.
 - The "WinCC Client for RT Professional" license on the clients.

Benefits

- Integrated scalability from the single-user system to the client/server solution
- Considerably expanded quantity structure, relieves the load on the individual servers, and thus better performance through the distribution of the overall application or of the tasks among several servers

Application

In a complex plant, WinCC Runtime Professional can be configured as a distributed system depending on the requirements:

- Functional distribution (e.g. alarm server, log server, etc.), or
- Distribution corresponding to the physical plant structure (e.g. body-in-white, paint shop, etc.).

Function

All process data of a WinCC project is stored in different Runtime databases, e.g. alarms, trend values, etc. These Runtime databases are located on a central computer, the WinCC Server, instead on each HMI device. The operator stations, i.e. the WinCC Clients, then access the WinCC Server.

WinCC Clients and WinCC Server are independent systems. You can also connect WinCC Clients subsequently. Alternatively, you can activate and deactivate a project from a WinCC Client.

Ordering data

Article No.

SIMATIC WinCC Server for Runtime Professional

- Single license, license key only on USB flash drive

6AV2107-0EB00-0BB0

As download¹⁾

- Single license, license key download only, email address required for delivery

6AV2107-0EB00-0BH0

SIMATIC WinCC Client for Runtime Professional

V16

- Single license, license key on USB flash drive, software and documentation on DVD

6AV2107-0DB06-0AA0

- Single license, software and license key download. Email address required for delivery

6AV2107-0DB06-0AH0

SIMATIC WinCC Client for Runtime Professional ASIA V16

Single license, license key on USB flash drive, software and documentation on DVD

6AV2107-0DB16-0AA0

V15

- Single license, license key on USB flash drive, software and documentation on DVD

6AV2107-0DB05-0AA0

As download¹⁾

- Single license, software and license key download. Email address required for delivery

6AV2107-0DB05-0AH0

SIMATIC WinCC Client for Runtime Professional ASIA V15

Single license, license key on USB flash drive, software and documentation on DVD

6AV2107-0DB15-0AA0

¹⁾ Current information and availability regarding the new type of delivery can be found at: <http://www.siemens.com/tia-online-software-delivery>

A license is not required for the engineering system for configuring the runtime option.

More information is available at:

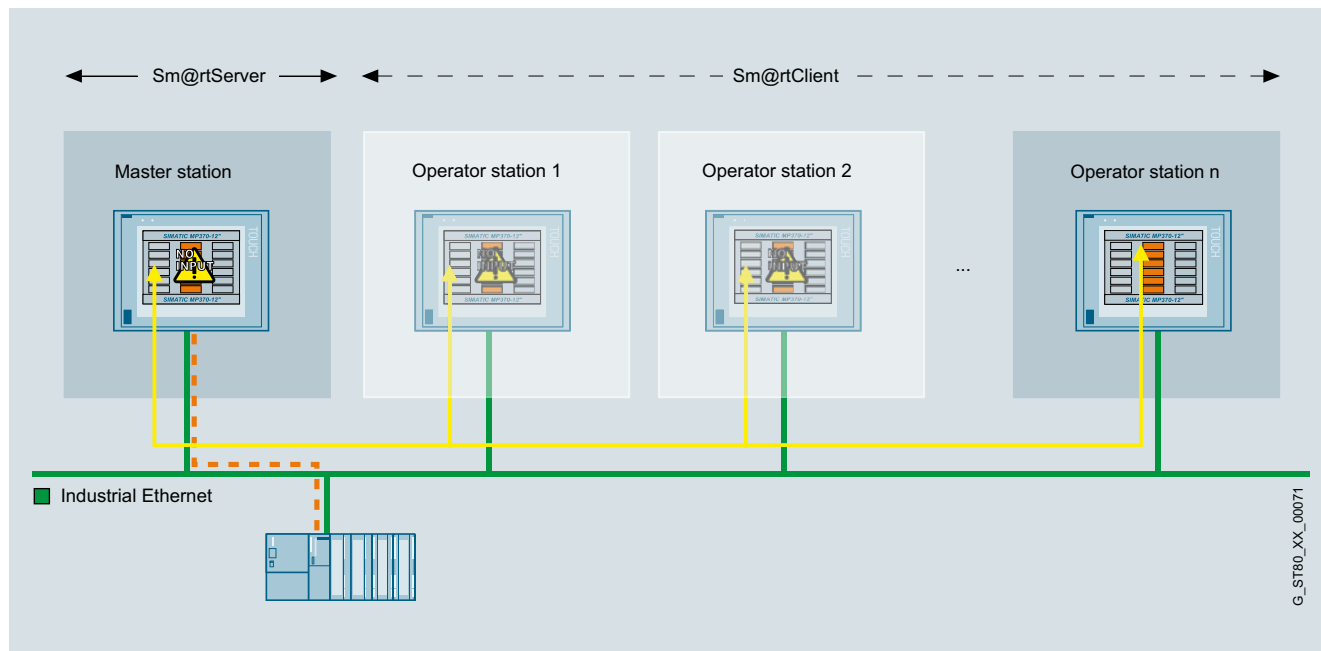
<http://www.siemens.com/wincc-server-tia-portal>

HMI Software

HMI Software in the TIA Portal
SIMATIC WinCC (TIA Portal) options

WinCC Sm@rtServer

Overview



- Option for SIMATIC WinCC Runtime Advanced plus SIMATIC Panels for communication between various SIMATIC HMI systems.
- Available for the following SIMATIC HMI systems:
 - Basic Panels 2nd Generation (with Ethernet interface)
 - Comfort Panels
 - Mobile Panel 2nd Generation, Mobile Panel 277, Mobile Panel 177 PN
 - TP 177B PN/DP, OP 177B PN/DP
 - TP 277, OP 277
 - MP 177, MP 277, MP 377
 - WinCC Runtime Advanced
- A SIMATIC HMI system can be used to control or monitor another system remotely; entry level for client/server configurations for distributed operator stations or for solutions with head end or control room
- Local operation, visualization and data processing are as possible as plant-wide access to information. Integrated information flows ensure an overview of the status of all processes.

- Licensing:
The "SIMATIC WinCC Sm@rtServer for Panel" or "SIMATIC WinCC Sm@rtServer for Basic Panel" or "SIMATIC WinCC Sm@rtServer for Runtime Advanced" license must be installed on the server HMI device. A separate license is no longer required for Comfort / Mobile Panels Version V14 or higher and for Runtime Advanced Version V14 SP1 or higher. A license is not required for the engineering system for configuring the runtime option.

Note:

When accessing the operator stations via the Sm@rtServer option, suitable protective measures (including IT security such as network segmentation) should be taken in order to ensure safe operation of the system. Additional information on the topic of industrial security is available on the Internet at:

<http://www.siemens.com/industrialsecurity>

Benefits

- Flexible solution for remote access to HMI systems
- Quick elimination of malfunctions or downtimes – thus increasing the productivity – through global access to machines/plants by the service and maintenance personnel.
- Avoidance of on-site service calls.

Application

- Operator control and monitoring of machines covering large areas with several operator stations by one operator.
- Operator control and monitoring of machine-level HMI systems from one central station (e.g. head-end station of a production line or from a control room)
- Remote maintenance and servicing of machines/plants over the Internet/Intranet

Function

Coordinated operation of several operator stations:

- The HMI application and communication with the controller takes place via the master station. "Sm@rtClients" can be activated from here in the case of machines/plants with larger dimensions which require a larger number of operator panels. The Sm@rtClients are then provided with access to the master station and thus to the process. Access procedures guarantee that only one operator system can actively access the process at any given time.
- Embedded in process screens, a configurable screen object (Sm@rtClient display) represents the screen of the relevant HMI system (Sm@rtServer)
- Powerful standard functions permit user-friendly and flexible operation of the display

Remote control of an operating station:

- The HMI application and communication with the controller takes place via the HMI system. Using the Sm@rtServer, the HMI systems in the machines/systems can be serviced remotely. An access process ensures that only one operator (either locally at the machine or remotely via Internet Explorer) can actively access the process at one time.
- Microsoft Internet Explorer V6.0 SP1 or higher is sufficient for accessing an HMI system.

Technical specifications

WinCC Sm@rtServer	
	The values specified are maximum values
Execution platform	
SIMATIC Basic Panels 2 nd Generation	All devices with Ethernet interfaces
SIMATIC Comfort Panels	all
SIMATIC Panels	Mobile Panel 177 PN, Mobile Panel 277, TP/OP 177B PN/DP, TP/OP 277
SIMATIC Multi Panels	MP 177, MP 277, MP 377
PC systems	SIMATIC WinCC Runtime Advanced
Number of Sm@rtClients that can simultaneously connect to a Sm@rtServer	
SIMATIC Basic Panels 2 nd Generation	1 client
Comfort Panel, Mobile Panel 2 nd Generation as Sm@rtServer	2 clients for 4" devices 3 clients for 7", 9", 12" and 15" devices 2 clients for 19" devices 1 client for 22" devices
Mobile Panel 177 PN, TP/OP 177B PN/DP, MP 177 as Sm@rtServer	2 clients
Mobile Panel 277, TP/OP 277, MP 277 as Sm@rtServer	3 clients for 6" devices 2 clients for 8" and 10" devices
MP 377 as Sm@rtServer	3 clients for 12" devices 2 clients for 15" devices 1 client for 19" devices
WinCC Runtime Advanced as Sm@rtServer	5 clients

Ordering data

Article No.

WinCC Sm@rtServer for SIMATIC Basic Panels ¹⁾ <ul style="list-style-type: none"> • Single license License key only on USB flash drive • As download²⁾ Single license, license key download only Email address required for delivery 	6AV2107-0CR00-0BB0 6AV2107-0CR00-0BH0
WinCC Sm@rtServer for SIMATIC Panels ^{1) 3)} <ul style="list-style-type: none"> • Single license License key only on USB flash drive • As download²⁾ Single license, license key download only Email address required for delivery 	6AV2107-0CP00-0BB0 6AV2107-0CP00-0BH0
WinCC Sm@rtServer for Runtime Advanced ^{1) 4)} <ul style="list-style-type: none"> • Single license License key only on USB flash drive • As download²⁾ Single license, license key download only Email address required for delivery 	6AV2107-0CA00-0BB0 6AV2107-0CA00-0BH0

¹⁾ The license must be installed on the Sm@rtServer HMI device. A license is not required for the engineering system for configuring the runtime option.

²⁾ Current information and availability regarding the new delivery form can be found at: <http://www.siemens.com/tia-online-software-delivery>

³⁾ The license is no longer required for version V14 or higher

⁴⁾ The license is no longer required for version V14 SP1 or higher

More information is available at:

<http://www.siemens.com/wincc-smartserver-tia-portal>

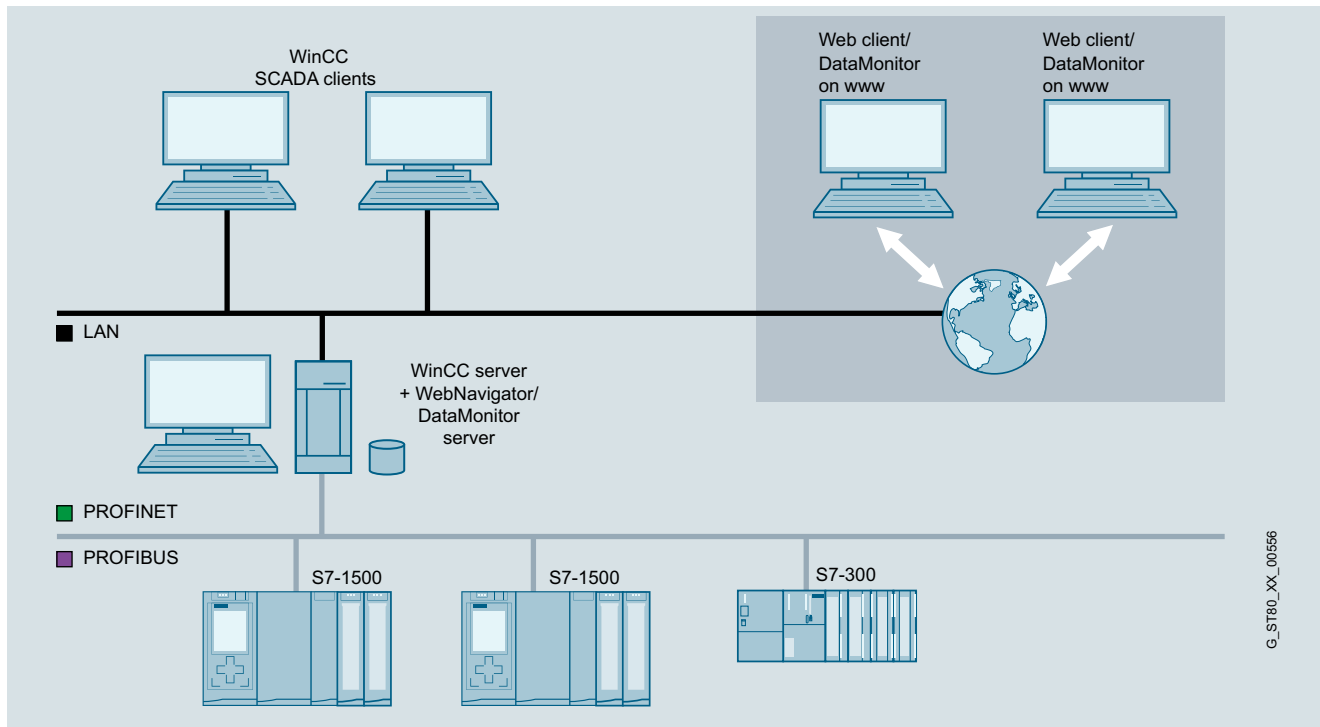
HMI Software

HMI Software in the TIA Portal
SIMATIC WinCC (TIA Portal) options

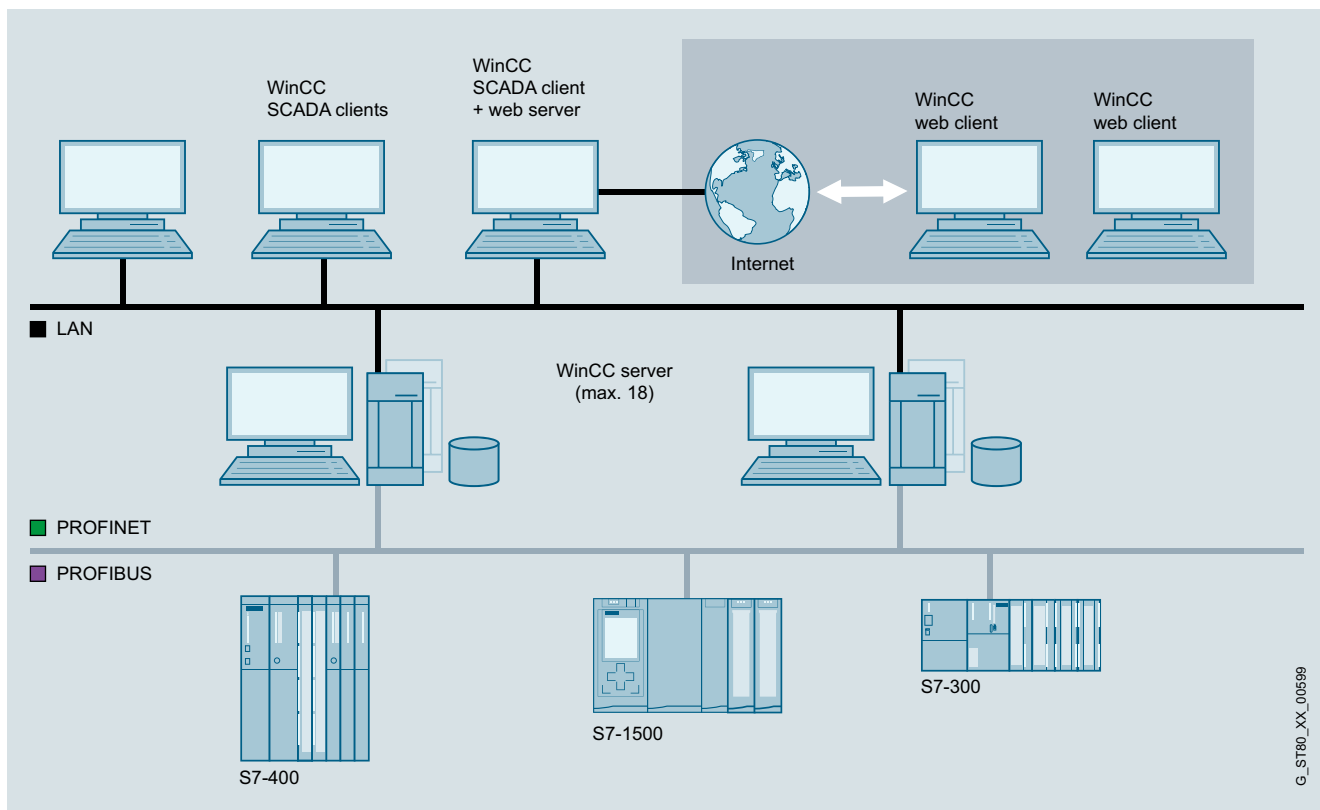
WinCC WebNavigator

Overview

WinCC WebNavigator



WinCC Server as web server



WinCC MultiClient as web server

3

Overview (continued)

WinCC WebNavigator

- Option for SIMATIC WinCC or WinCC Runtime Professional for operating and monitoring plants over the Internet, company Intranet or LAN.
- Configuration from:
 - A web server with SIMATIC WinCC as single-user or server version and a web client that permits operator control and monitoring of a current WinCC project using the Internet Explorer. In combination with WinCC V7, the WebNavigator Server can be operated on a MultiClient

Licenses

- A (server-based) license is required for the WebNavigator. This is a graduated license based on the number of simultaneous web client access operations and can be incremented at any time using additive web client licenses (countable licenses).
- The WebNavigator client software can be installed as many times as required without the need for a license.
- A (client-based) license is required for the WebNavigator diagnostics. This provides access to all web servers with a WebNavigator Server or WebNavigator Diagnostic Server license.
- The WinCC/WebUX and WinCC/WebNavigator licenses can be combined, if necessary.

You can find more information on the Software Update Service, license types, online software delivery and handling your SW licenses with the Automation License Manager <http://www.siemens.com/simatic-licenses>

Note:

When accessing the operator stations via the WinCC WebNavigator option, suitable protective measures (including IT security such as network segmentation) should be taken in order to ensure safe operation of the system.

You will find more information on the topic of Industrial Security on the Internet at:

<http://www.siemens.com/industrialsecurity>

Benefits

- Operator control and monitoring across long distances and on different platforms (PC, local panel, mobile PDA)
- Large configurations with up to 150 operator stations (depending on the plant complexity and communication load)
- Optimally tailored clients for operating and monitoring, analysis, service and diagnostics
- Acceptance of configuration data for the web, generally without changes
- Minimum maintenance costs due to central software administration
- With the WinCC Web Viewer (WinCC Viewer RT), the process screens can be displayed on the web client independently of the Internet Explorer. Settings for the client are made on the client itself. The WinCC Web Viewer can also be used in conjunction with the MS Terminal Service.
- The SIMATIC WinCC WebNavigator can also be operated in "view only" mode and is thus used as tool for monitoring and navigating using Internet Explorer or WinCC Web Viewer (WinCC Viewer RT).
- Security is increased by adjustable automatic logout. If an automatic logout is to take place, an absolute or inactive time period can be set.

Application

In addition to the standard WebNavigator licensing, there is the "Diagnostics Client" with identical functionality but different licensing. It is especially suitable for the following applications:

- Remote diagnostics/operation of several unmanned WinCC server stations
- Central control rooms that monitor several web servers via one user interface
- Maintenance personnel who require guaranteed access to the server at any time, regardless of the number of users already logged on to the server. On the server side, only one WebNavigator Diagnostics Server license or, alternatively, one Standard WebNavigator license is required.

Design

Thin Client solutions

The WebNavigator can also run under Windows Server 2008 R2 SP1 or Windows Server 2012 R2 terminal services.

The Windows Server 2008 R2 SP1 or Windows Server 2012 R2 operating system is required.

This makes it possible, for example, to connect SIMATIC Thin Clients to the WinCC server as visualization stations.

For this purpose, the Windows terminal services must be installed on the PC on which the web client is installed. The Windows Server 2008 R2 SP1 or Windows Server 2012 R2 operating system is required.

Up to 25 Thin Clients can be connected to one terminal server.

Applications:

- Mobile devices
- Handhelds
- Rugged on-site visualizations

Function

The WinCC basic system makes setting up and configuring a WebNavigator Server very easy. WinCC process screens to be visualized via the Internet are created as usual using the graphic editor.

To display WinCC process screens on the web client, the Microsoft Internet Explorer or the supplied browser-independent WinCC Web Viewer (WinCC Viewer RT) is used.

The operator on the web client is integrated in the central WinCC user administration and can operate and monitor the system according to the configured access rights.

The WebNavigator supports all standard security mechanisms that can be used for applications on the Internet, e.g. routers, firewalls and proxy servers.

HMI Software

HMI Software in the TIA Portal
SIMATIC WinCC (TIA Portal) options

WinCC WebNavigator

Ordering data

SIMATIC WinCC WebNavigator as from Runtime Professional V14 and WinCC as from V7.4 ²⁾

Single license, license key on USB flash drive

- 1 client license (countable)
- 3 client licenses (countable)
- 10 client licenses (countable)
- 30 client licenses (countable)
- 100 client licenses (countable)

As download ¹⁾

Single license, license key download.

Email address mandatory

- 1 client license (countable)
- 3 client licenses (countable)
- 10 client licenses (countable)
- 30 client licenses (countable)
- 100 client licenses (countable)

Article No.

6AV6362-1AB00-0BB0
6AV6362-1AD00-0BB0
6AV6362-1AF00-0BB0
6AV6362-1AJ00-0BB0
6AV6362-1AM00-0BB0

6AV6362-1AB00-0AH0
6AV6362-1AD00-0AH0
6AV6362-1AF00-0AH0
6AV6362-1AJ00-0AH0
6AV6362-1AM00-0AH0

Article No.

SIMATIC WinCC WebNavigator Diagnostics Client

For WinCC V14 Runtime Professional and WinCC as from V7.4

- Standard scope of supply
- As download

6AV6362-1BA00-0BB0
6AV6362-1BA00-0AH0

WinCC WebNavigator Load Balancing

For WinCC V7.4 only

- Load Balancing
- Load Balancing Step Up

6AV6362-1FA00-0BB0
6AV6362-1GA00-0BB0

As download

RT-SW, single license, license key download.

Email address mandatory

- Load Balancing
- Load Balancing Step Up

6AV6362-1FA00-0AH0
6AV6362-1GA00-0AH0

¹⁾ Current information and availability regarding the new type of delivery can be found at: <http://www.siemens.com/tia-online-software-delivery>

²⁾ As from WinCC V14 the licenses are cumulative (countable), i.e. one 10 client license and one 30 client license permit access by 40 clients.

A license is not required for the engineering system for configuring the runtime option.

You can find more information at:

<http://www.siemens.com/wincc-webnavigator>

Overview

SIMATIC Visualization Architect

Challenge:

- To standardize the user interfaces of the visualizations throughout the plant
- Significant reduction of the engineering costs for generating the visualizations
- To make the in-house work standard usable

Solution:

- Automatic generation and creation of the visualizations, based on the program code of the PLC and corresponding visualization objects within the framework of system-wide library concepts.

Licensing

- The software can be installed on multiple computers. The number of existing licenses determines the number of computers on which the software can be used simultaneously (floating license).
- An upgrade to the subsequent version is offered for users of previous versions.
- A rental license is available for temporary use
- A Trial License is available for testing purposes
- It is possible to conclude Software Update Service (SUS) contracts

You can find more information on the Software Update Service, license types, online software delivery and handling your SW licenses with the Automation License Manager here:

<http://www.siemens.com/simatic-licenses>

Benefits

- Automatic creation of visualizations – drastic reduction of the engineering time
- Reduction of the commissioning times by the early detection and avoidance of faults
- Adaptation at the touch of a button to the visualizations on the basis of changes/adaptations in the control program

Function

- Integration in the TIA Portal V14 or higher
- Support of controllers:
 - S7-1200, S7-1500, ET200SP
- Support of HMI:
 - Basic Panels, Comfort Panels and Mobile Panels of the 2nd Generation
- Support of PC-based:
 - WinCC Runtime Advanced, WinCC Runtime Professional, S7-1500 Software Controller
- SiVArc is configured using rules (not programmed!)

Technical specifications

SIMATIC Visualization Architect	
Operating system requirements	In accordance with the requirements of the TIA Portal components: <ul style="list-style-type: none"> • SIMATIC STEP 7 (TIA Portal) • SIMATIC WinCC Professional, Advanced, Comfort, Basic
Supported STEP 7 version	SIMATIC STEP 7 V16
Supported WinCC versions	SIMATIC WinCC V16 Professional, Advanced, Comfort, Basic

HMI Software

HMI Software in the TIA Portal
TIA Portal options

SIMATIC Visualization Architect

Ordering data

Article No.

SIMATIC Visualization Architect V16

As package

- | | |
|--|---------------------------|
| • SIMATIC Visualization Architect V16 | 6AV2107-0PX06-0AA5 |
| • SIMATIC Visualization Architect V16 Rental | 6AV2107-0PX06-0AA6 |
| • SIMATIC Visualization Architect V16 Trial
Download in Customer Support Portal | 6AV2107-0PX06-0AA7 |

As download ¹⁾

- | | |
|--|---------------------------|
| • SIMATIC Visualization Architect V16 | 6AV2107-0PX06-0AH5 |
| • SIMATIC Visualization Architect V16 Rental | 6AV2107-0PX06-0AH6 |

Upgrade SIMATIC Visualization Architect V15.1 -> V16

Engineering software in the TIA Portal; software and documentation on CD, License key on USB flash drive Class A; 6 languages: en, de, fr, es, it, zh

- | | |
|--|---------------------------|
| • As package | 6AV2107-3PX06-0AA5 |
| • As download ¹⁾
Email address required for delivery | 6AV2107-3PX06-0AH5 |

More information

For up-to-date information and availability, see:

<http://www.siemens.com/sivarc>

¹⁾ For up-to-date information and download availability, see:
<http://www.siemens.com/tia-online-software-delivery>

Overview

The TIA Portal option ProDiag makes it possible to monitor a machine or plant and to intervene in the event of a fault. The monitoring messages which can be generated for the various faults provide specific information on the monitoring mode, location and cause of the fault. Information on troubleshooting can be provided in addition. Plant operators can then not only recognize faults, they can also identify any potential danger in advance and take appropriate countermeasures.

Licensing

- The runtime license for controllers includes 250 supervisions or an unlimited number of supervisions per CPU. From FW 2.0 onwards, the software can run on S7-1500/ET 200SP CPUs regardless of the TIA Portal version.
- For the visualization of the messages, the controls are licensed according to the HMI runtime platforms.

You can find more information on the Software Update Service, license types, online software delivery and handling your software licenses with the Automation License Manager here:

<http://www.siemens.com/simatic-licenses>

Benefits

- Automatic code generation in the CPU
- Message texts are derived automatically from the information existing in the project
- Simple visualization on the HMI by means of prepared controls

Application

SIMATIC ProDiag is the fully-integrated TIA solution for machine and plant diagnostics. It saves the need for programming diagnostics in the CPU during the engineering phase and provides support for troubleshooting on the HMI.

Function

- Central, cycle-exact time stamping of the fault messages
- Automatic generation of the monitoring logic and message calls
- Automatic updating of the SIMATIC HMI when changing the message configuration for 3 languages
- HMI systems do not have to exit runtime mode in the event of changes
- Directly available in the language editors LAD, FBD, SCL and STL
- Monitoring can be parameterized at a later date on F blocks and know-how-protected blocks
- Central definition of message structure for the project

Technical specifications

Can be used for	
SIMATIC ProDiag S7-1500	For all S7-1500 CPUs and ET 200SP CPUs with FW V2.0 and higher

Ordering data

Article No.

SIMATIC ProDiag S7-1500 for 250 monitoring functions

For SIMATIC S7-1500 CPUs and ET 200SP CPUs with FW 2.0 and higher. Independent of the TIA Portal version.

- Package with data storage medium
- Download incl. license key ¹⁾
E-mail address required for delivery

6ES7823-0AA00-1AA0

6ES7823-0AE00-1AA0

SIMATIC ProDiag S7-1500 for all planned monitoring tasks on a CPU

For SIMATIC S7-1500 CPUs and ET 200SP CPUs with FW 2.0 and higher. Independent of the TIA Portal version.

- Package with data storage medium
- Download incl. license key ¹⁾
E-mail address required for delivery

6ES7823-0AA00-1DA0

6ES7823-0AE00-1DA0

SIMATIC ProDiag for SIMATIC Comfort / Mobile Panels

Controls for SIMATIC WinCC as of V14.

- Package with data storage medium
- Download incl. license key ¹⁾
E-mail address required for delivery

6AV2107-0UP00-0BB0

6AV2107-0UP00-0BH0

SIMATIC ProDiag for WinCC Runtime Advanced

Controls for SIMATIC WinCC as of V14.

- Package with data storage medium
- Download incl. license key ¹⁾
E-mail address required for delivery

6AV2107-0UA00-0BB0

6AV2107-0UA00-0BH0

SIMATIC ProDiag for WinCC Runtime Professional

Controls for SIMATIC WinCC as of V14

- Package with data storage medium
- Download incl. license key ¹⁾
E-mail address required for delivery

6AV2107-0UB00-0BB0

6AV2107-0UB00-0BH0

¹⁾ For up-to-date information and download availability, see: <http://www.siemens.com/tia-online-software-delivery>

More information

TIA Portal highlights

<http://www.siemens.com/tiaportal>

Software download

For up-to-date information and download availability, see:

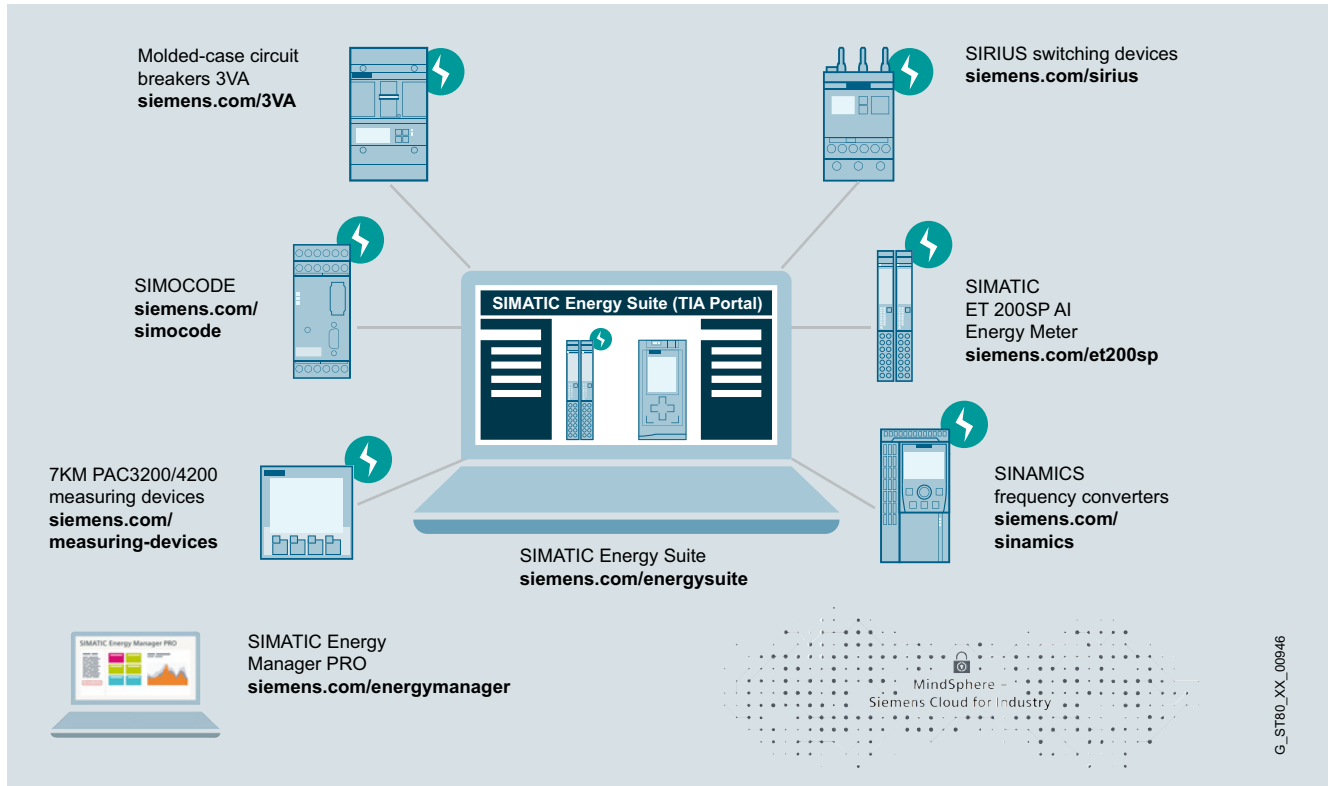
<http://www.siemens.com/tia-online-software-delivery>

HMI Software

HMI Software in the TIA Portal
Software for energy management

Introduction

Overview



G_ST80_XX_00946

Energy Management, system overview

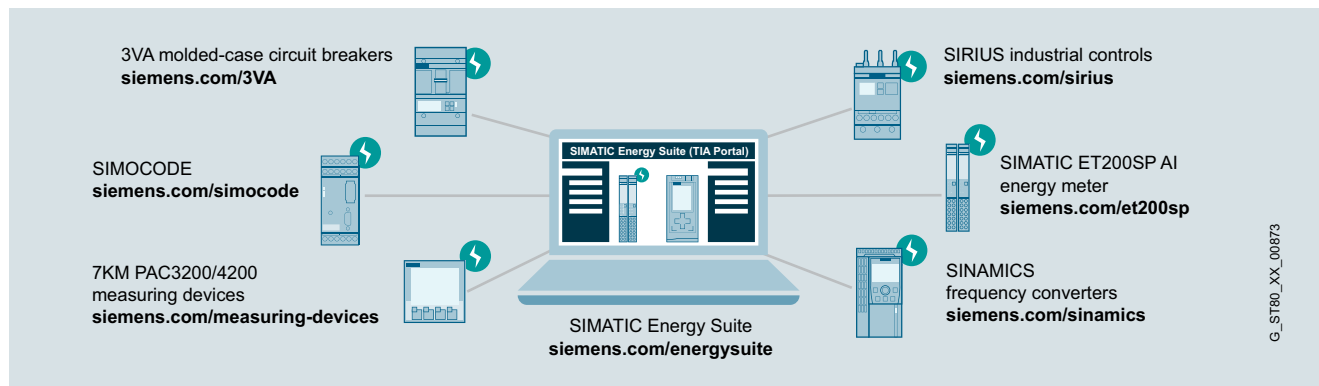
SIMATIC offers numerous reasons for corporate energy management in industrial plants.

However, there is one in particular: It makes an important contribution towards improving plant productivity. This results in enhanced competitiveness. Energy management with SIMATIC makes energy flows transparent in production plants. This supports the analysis and derivation of energy saving potential.

The result: Permanently increased efficiency, higher productivity and an improved cost situation.

<http://www.siemens.com/simatic-energy-management>

Overview



SIMATIC Energy Suite – Energy data acquisition and load management

A high energy consumption and automated production are typical for many industries. If you want to keep your energy costs under control in the long term and you are already focusing on the digital future, you will equip your plant with integrated energy measuring technology, thus anchoring your energy management in the automation of your production processes – which is where most energy is consumed.

SIMATIC Energy Suite as an integrated option for the TIA Portal efficiently links energy management with automation, thus creating energy transparency in the production system.

Functional enhancement for energy efficiency evaluation of machines:

Especially for evaluation of the product-related energy efficiency of machines, the S7 instruction "Energy efficiency monitor for machines" extends the scope of the SIMATIC Energy Suite functions.

As part of the instruction library of STEP 7 (TIA Portal), the function can be integrated in the machine control system by the machine manufacturer.

By linking the energy consumption, the production counter and the operating state, easy evaluation of the energy efficiency is possible based on energy performance indicators (EnPI).

Highlights:

- Energy measurement and load management
- Integrated into the TIA Portal and automation
- Easy and intuitive configuration of energy data recording and of load management instead of complex manual programming
- Automatic generation of the PLC energy program for S7-1500 controllers
- Generation of Energy Suite screens with SiVArc (no SiVArc license required)
- Archiving in the tags archive of WinCC Professional or on the PLC-internal SIMATIC memory card

Production-related energy efficiency of machines (energy efficiency monitor for machines):

- Production-related and standardized determination of energy consumption in machines (in accordance with VDMA 34179)
- Easy integration into machine control system (S7-1500 / S7-1200) and on-site visualization of the efficiency status and the energy performance indicators (EnPI)
- Automatic long-term measurements (e.g. batch, layer)
- Creation of an efficiency log (.csv) for detailed evaluation and documentation

HMI Software

HMI Software in the TIA Portal
Software for energy management

SIMATIC Energy Suite

Design

SIMATIC Energy Suite consists of the following components:

Engineering components (TIA Portal):

- Adds new, integrated editors to the TIA Portal for configuring the energy recording and load management system
- Library with preconfigured WinCC Professional screens for displaying energy consumption and the load management system
- Includes S7 program generator for the automatic generation of the complete S7 program
 - For acquisition, processing, buffering and archiving (WinCC Professional or SIMATIC memory card) of the basic energy values relevant to billing (power rating and energy)
 - For the priority-controlled connection and disconnection of loads and producers
 - Also for the extended energy values (including voltage, current, frequency) for measuring devices that offer this function and are supported within the scope of the Energy Support Library (see below).

WinCC Runtime components (toolbox for WinCC Professional):

- Export tool for exporting the energy data archived periodically in WinCC Professional in Excel files
- Transfer tool for buffered communication of the periodic energy values relevant to billing from S7-1500 CPUs to the tag archive of WinCC Professional

S7 driver block library (Energy Support Library - EnSL):

- Contains S7 blocks for simplified communication with measuring components from the product families SIMATIC, SENTRON, SINAMICS, SIRIUS and SIMOCODE. Installation of the Energy Support Library (EnSL) enables the supported devices to be recognized by the Energy Suite. They can then be configured as energy data sources simply by selecting the devices – making complex communication programming unnecessary. Details on the currently supported devices can be found here: <http://www.siemens.com/energysuite-hardware>

Function

Simple configuration direct in the TIA Portal

The SIMATIC Energy Suite is an option package for STEP 7 and WinCC (TIA Portal) which integrates new editors into the engineering HMI of the TIA Portal. These editors can be used to create and configure energy measuring points ('acquisition objects') and load management actuators ('actuator objects') in a simple manner.

Automatic program generation instead of complex programming

Following the completed configuration of all energy objects (acquisition objects and actuator objects), the S7 energy program is automatically generated by the program generator of the Energy Suite. This energy program can be downloaded to the controller (S7-1500) immediately after the compilation. The recording objects begin recording and pre-processing the energy values immediately after the start-up of the PLC.

Energy data recording and preprocessing is already carried out in the automation environment, close to the consumers

The recorded energy data is standardized and calculated according to the set archiving period, provided with a time stamp, and is ready for archiving.

Free choice of archive location

Archiving of the power rating and energy values relevant to billing can be made directly on the PLC-internal SIMATIC memory card or in a connected WinCC Professional archive.

- Archiving on SIMATIC memory card
The energy data is directly saved on the CPU-internal SIMATIC memory card according to the respective archiving period. The data is always available there as a CSV file for direct downloading via the CPU's web server
- Archiving in the WinCC Professional archive
The basic energy data (power rating and energy values) relevant to billing is saved in the archive of a connected WinCC Professional system according to the respective archiving period.

Buffered communication

To ensure high data quality, the basic energy data (power rating and energy values) is buffered in the WinCC archive prior to transfer. This data relevant to billing is then still available in the WinCC archive without losses or errors, even after a longer interruption in communication with the archive system (e.g. when restarting the PC or when there is a fault in the IT infrastructure).

Function (continued)

Export tool for simple reading of energy data

The power rating and energy data (basic energy values relevant to billing) in the archive of the WinCC Professional system can be directly exported from the archive database to an Excel file using the supplied export tool. It is possible to create individual export templates with free selection of measuring points and time periods. These templates can subsequently be started fully automatically, or manually at a time selected by the user (e.g. at the beginning of each month).

Display and monitoring of the energy data

When generating the energy program, the power rating and energy data (basic energy values relevant to billing) of the individual measuring points (acquisition objects) are made available in uniform S7 blocks with standardized data structures. These data include all the relevant configuration data in addition to the current and periodic energy values. Thanks to this central and homogenized provision of data in the S7 CPU, it is very easy to implement additional real-time monitoring and evaluation (e.g. calculation of key statistics) in the control program, as well as uniform visualization of the energy data and energy parameters on HMI and SCADA screens.

New as of V16: Automatic screen generation with SIMATIC Visualization Architect (SiVArc)

Especially in larger configurations, the screens for energy recording and load management objects can be automatically generated through the use of the SiVArc option package, which saves time. To this end, an additional installation of SiVArc on the same station as Energy Suite is required. However, no SiVArc license is required for the exclusive generation of the Energy Suite screens.

New as of V16: PLC-based load management

In the corresponding editors of the TIA Portal, a load management system is first created and a recording object is assigned to it as an infeed signal. The individual actuator objects are then created in this load management system and their basic properties are configured. Actuators of the type load and producer can be configured. For each actuator type, a distinction can be made between a binary-switching (on/off) or an analog-switching (0-100%) behavior.

After the S7 program has been successfully generated and downloaded to the PLC and WinCC Professional Runtime has been activated, the runtime parameters of the load management system and of the associated actuator objects are set - this primarily includes the output limit, the priorities, and the chronological limit values of the actuators. With these settings, if the set output limits are exceeded, the load management system will escalate the configured actuators based on their priority and availability (disconnection of loads or connection of producers). When the current power consumption once again drops below the output limit, the load management system de-escalates these actuators (also in accordance with the respective priorities).

Technical specifications

SIMATIC Energy Suite V16	
PC hardware requirements	<ul style="list-style-type: none"> In accordance with the requirement of the TIA Portal components: <ul style="list-style-type: none"> - SIMATIC STEP 7 (TIA Portal) - SIMATIC WinCC Professional, Advanced, Comfort, Basic
Operating system requirements	<ul style="list-style-type: none"> In accordance with the requirement of the TIA Portal components: <ul style="list-style-type: none"> - SIMATIC STEP 7 (TIA Portal) - SIMATIC WinCC Professional, Advanced, Comfort, Basic
Supported STEP 7 version	<ul style="list-style-type: none"> SIMATIC STEP 7 V16
Supported WinCC versions	<ul style="list-style-type: none"> SIMATIC WinCC V16 Professional, Advanced, Comfort, Basic
Supported SIMATIC CPUs	<ul style="list-style-type: none"> SIMATIC Energy Suite <ul style="list-style-type: none"> • Runs on all S7-1500 CPUs (except S7-1500S) and ET 200SP CPU; with FW V2.0 and higher. S7 Energy Efficiency Monitor for Machines <ul style="list-style-type: none"> • Runs on all S7-1500 CPUs and ET 200SP CPUs; with FW V2.1 • Runs on all S7-1200 CPUs; with FW V4.2

HMI Software

HMI Software in the TIA Portal
Software for energy management

SIMATIC Energy Suite

Ordering data	Article No.	Article No.	
Engineering package Includes installation medium, floating license for engineering as well as license certificates ³⁾ for 10 energy objects ¹⁾ (2x5 EnO).			
SIMATIC Energy Suite V16 Engineering including 10 energy objects ¹⁾ (2x5 EnO) <ul style="list-style-type: none"> As package Download ⁴⁾ 	6AV2108-0AA06-0AA5 6AV2108-0AA06-0AH5	SIMATIC Energy Suite S7-1500 SIMATIC Energy Suite S7-1500, 5 energy objects ¹⁾ (1 x 5 EnO) <ul style="list-style-type: none"> As package Download ⁴⁾ 	6AV2108-0CF00-0BB0 6AV2108-0CF00-0BH0
SIMATIC Energy Suite Upgrade V14 or 15 to V16 <ul style="list-style-type: none"> As package Download ⁴⁾ 	6AV2108-3AA06-0AE5 6AV2108-3AA06-0AK5	SIMATIC Energy Suite S7-1500, 10 energy objects ¹⁾ (1 x 10 EnO) <ul style="list-style-type: none"> As package Download ⁴⁾ 	6AV2108-0CH00-0BB0 6AV2108-0CH00-0BH0
Trial package		SIMATIC Energy Suite S7-1500, 10 energy objects ¹⁾ (2 x 5 EnO) <ul style="list-style-type: none"> As package Download ⁴⁾ 	6AV2108-0DF00-0BB0 6AV2108-0DF00-0BH0
SIMATIC Energy Suite V16 Engineering Trial (21 days) As package	6AV2108-0AA06-0AA7	SIMATIC Energy Suite S7-1500, 50 energy objects ¹⁾ (5 x 10 EnO) <ul style="list-style-type: none"> As package Download ⁴⁾ 	6AV2108-0FH00-0BB0 6AV2108-0FH00-0BH0
SIMATIC Energy Suite Engineering Software Update Service ⁵⁾ <ul style="list-style-type: none"> Data storage medium package Download ⁴⁾ Email address required for delivery 	6AV2108-0AA00-0AL0 6AV2108-0AA00-0AY0	S7 Energy Efficiency Monitor for Machines Includes license certificate ⁵⁾ for activating the S7 instruction for energy efficiency evaluation especially for machines	
PLC runtime licenses ²⁾ Includes license certificates ³⁾ for activating additional energy objects ¹⁾ (EnO).		S7 Energy Efficiency Monitor for Machines S7-1500 / S7-1200 <ul style="list-style-type: none"> As package Download ⁴⁾ 	6AV2108-1CF00-0BB0 6AV2108-1CF00-0BH0

- 1) Energy objects (EnO) are used for licensing the recording functionality and the load management. This requires: - 1 recording object (measuring point) = 1x energy object - 1 actuator object (consumer or producer) = 3x energy objects
- 2) PLC runtime licenses are countable and version-neutral
- 3) The correct number of existing license certificates must be configured in the properties of the CPU hardware in the TIA Portal.
- 4) For up-to-date information and download availability:
<http://www.siemens.com/tia-online-software-delivery>
- 5) The license number on the certificate is used to activate the S7 instruction; one license certificate is required for each machine.

Additional information is available on the Internet at:

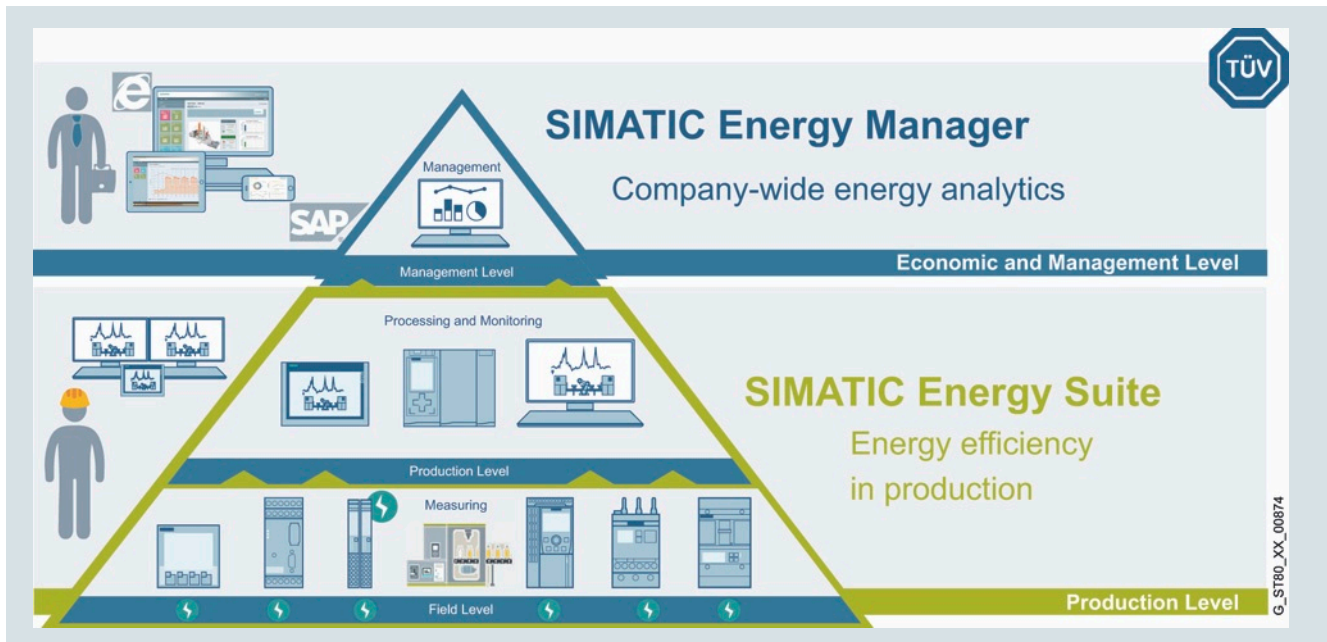
SIMATIC Energy Suite:

<http://www.siemens.com/simatic-energy-suite>

Energy Support Library (EnSL):

<http://www.siemens.com/energysuite-hardware>

Overview



SIMATIC Energy Manager V7.2 energy management system

SIMATIC Energy Manager V7.2 makes energy flows and costs transparent – in both infrastructure and production.

SIMATIC Energy Manager provides users with a scalable, non-sector-specific energy data management system. Its functions range from energy monitoring, energy controlling, energy invoicing, baseline management and prognosis, through to the management of energy efficiency measures.

Among other things, SIMATIC Energy Manager provides an extensive and easy-to-use report system, as well as a dynamic, widget-based web dashboard for analyzing and distributing data once it has been acquired and analyzed.

SIMATIC Energy Manager is available in a **Basic** and a **PRO version**.

Advantages:

- Appropriate energy efficiency measures can be devised based on performance indicators and display options. When implemented successfully, cost savings are achieved.
- Power monitoring offers the basis for a secure power supply
- Transparency at cost center level raises employee awareness and forms the basis for specifying clear, easy-to-understand aims, as well as for monitoring their achievement
- Technological processes and plants in production (E.g. analysis based on machine status) can easily be connected and allow for energy performance evaluation.
- Transparency combined with prognosis functions increases planning reliability and opens up new opportunities in energy procurement
- Energy controlling, with its flexible reporting and analysis functions, helps to ensure that efficient systems remains efficient
- Characteristic values can be freely defined to facilitate substantiated statements on increasing the efficiency of power generation systems and consumers
- Transparency – with the OPC UA (HA) server, data can be made available to additional applications
- It fulfills the legal obligations for monitoring and reporting on greenhouse gas emissions (CO₂ emissions)

HMI Software

HMI Software in the TIA Portal
Software for energy management

SIMATIC Energy Manager

Overview (continued)

Easy introduction to energy data management with the Energy Manager Basic:

- Easy configuration of dashboards, charts and reports
- With power monitoring, it is possible to analyze detail data of the measuring instruments
- Configuration of data points and the OPC UA, OPC DA, OPC HDA, Energy Suite, WinCC/PCS 7, Modbus/TCP, Modbus/TCP, Desigo CC and ASCII interfaces, as well as manual data acquisition
- Definition of derived data points in order to store performance indicators as a time series and export them, for example.
- Simple authorization concept
- Web client available in the languages en, de, it, fr, es and cn
- Configuration of performance indicators data with a formula editor
- Configuration of parameters to display prices or factors
- Tabular overview and options for structuring data sources, data points, performance indicators and parameters
- Configuration of essential settings, e.g. email settings, backup, units, regional settings, account settings
- Provision of data with the OPC UA server

Support of the S7 energy efficiency monitor by Energy Manager PRO:

- The S7 energy efficiency monitor as an instruction in the TIA Portal allows machine status-related energy data acquisition. Data is transferred to Energy Manager PRO via a communication module.
- Uniform and comparable display of efficiency indicators of machines/lines/cost centers
- Display of energy consumption and costs at machine level and cost center level
- Energy consumption and costs per workpiece or shift
- Benchmarking of same machines/workpieces from different manufacturers

Note:

Upgrading from SIMATIC Energy Manager 7.1 to SIMATIC Energy Manager 7.2 is possible at any time and is included in the SIMATIC Energy Manager SUS.

Benefits

Highlights of version 7.2

- Parameter selection via a structure web browser
- Power monitoring – acquisition and analysis of the measuring instruments to enhance availability of their electrical power distribution
- Provision of data via OPC UA server (HA) possible, even with Energy Manager Basic
- Additional interfaces in Energy Manager Basic:
 - ASCII interface
 - Desigo CC WebService interface
- Simple data analysis with the new chart in the Web Client
- Filtering of rogue data for counter values
- Batch analysis based on data from the short-term archive
- Settings for the Internal information Services can be defined directly from setup

Design

SIMATIC Energy Manager V7.2

SIMATIC Energy Manager is available in a Basic and a PRO version. Basic is the starter version and is entirely web-based. An upgrade from the Basic to PRO version is possible by means of a license key. Both versions are supplied in a basic package to which tag packages can be added.

The **SIMATIC Energy Manager Basic** package includes:

- 50 tags
- 1 Energy Manager PRO acquisition component
- 1 Energy Manager web client

The **SIMATIC Energy Manager PRO** basic package includes:

- 50 tags
- 1 Energy Manager PRO acquisition component
- 1 Energy Manager PRO client
- 1 Energy Manager web client

Available tag packages:

- 50 tags
- 100 tags
- 250 tags
- 500 tags
- 1 000 tags
- 5 000 tags
- 30 000 tags

SIMATIC Energy Manager Software Update Service (SUS)

For each Energy Manager system there is a corresponding SUS (Software Update Service), which is dependent on the number of tags or consumer packages.

The SUS is valid for 1 year. The contract is automatically extended by 1 more year unless canceled 3 months prior to expiration.

Design (continued)

SIMATIC Energy Manager extensions

The scope of Energy Manager can be extended with add-on packages:

- Energy Manager web clients (3, 20 or 60)
- Energy Manager PRO client
- Energy Manager PRO acquisition component
- Energy Manager PRO Planning and Forecast
- Consumer Package 1 with S7-EE monitor
- Consumer Package 5 with S7-EE monitor
- Consumer Package 25 with S7-EE monitor
- Consumer Package 1 without S7-EE monitor
- Consumer Package 5 without S7-EE monitor
- Consumer Package 25 without S7-EE monitor

The number of clients and web clients indicates the number of times simultaneous access is possible.

Function

Acquisition and pre-processing of energy and operating data

- In addition to an interface to the SIMATIC Energy Suite, SIMATIC Energy Manager also offers the latest interface standards such as WinCC, PCS7, Desigo CC, OPC UA, OPC DA (DA, HA), OPC HDA, MODBUS TCP, ODBC, ASCII and XML, as well as machine drivers to the S7-EE monitor
- Preprocessing of energy data in a real-time calculation core that can be freely modeled including a formula editor for defining and configuring new calculation functions (heat calculations for boilers, quality for cogeneration plants, etc.)

Simple definition of performance indicators enabling rapid identification of relationships and dependencies:

- Energy Manager app for iOS and Android for mobile counter data acquisition
- Automatic plausibility check and generation of substitute values
- Long-term archive with versioning and compression functions
- Matrix editor and measured value editor for entering and processing energy and operating values
- Chart for presenting up-to-date (online) and historical load curves, as well as setpoint/actual value analyses
- Management and analysis of energy data
- Energy management dashboards for creating cross-company transparency through visualization of performance indicators and display of Sankey diagrams.

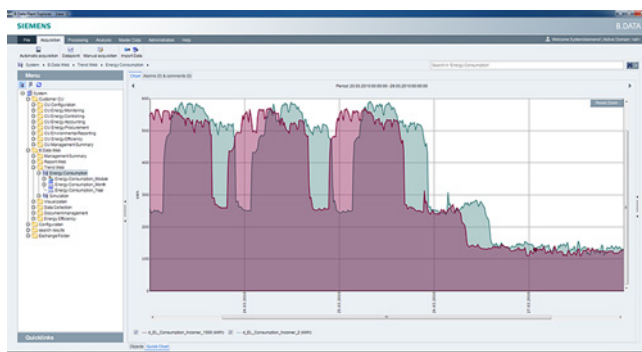


Monitoring

An important component of energy data management is the display and evaluation of operating data and performance indicators for the purpose of identifying actions for optimization and lowering costs and consumption.

Energy Manager provides the appropriate tools for displaying and evaluating operating data and performance indicators:

- Display of current and projected operating values together in one chart
- Reporting on quantities produced, consumption and costs
- Display of all relevant company data on a single dashboard



HMI Software

HMI Software in the TIA Portal
Software for energy management

SIMATIC Energy Manager

Function (continued)

Controlling

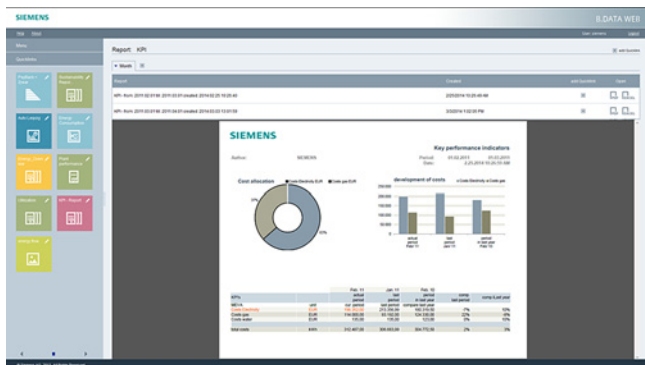
Effective energy controlling is based on information about when and where energy is required. This is the only way that detailed information about optimization and potential savings can be provided. Reliable performance indicators form the basis for reports, such as those required for implementation of ISO 50001 requirements.

Energy Manager is the tool for effective controlling tasks:

- Freely configurable accounting of the energy flows of different media such as electricity, gas, or steam, from the main supply down to sub-distribution systems
- Determination of performance indicator values with direct reference to production batches or quantities for energy-related evaluation of production equipment
- Evaluation of energy purchase invoices for various media by entering counter readings, power and calculation parameters
- Target-performance analysis of energy consumption and costs according to predefined reference profiles or parameters
- Determination and display of statistical parameters such as time lines, distribution of hours or daily temperature figures
- Benchmarking of various plants or sites
- Machine-status-related energy analyses

Energy Manager's automatic reporting system is used for presentations:

Information is displayed in Microsoft Excel or Microsoft Word and can be prepared there as a table or diagram overview. In this way, you can generate, for example, monthly reports with current figures in Microsoft Excel, Microsoft Word or PDF format without additional configuration effort.

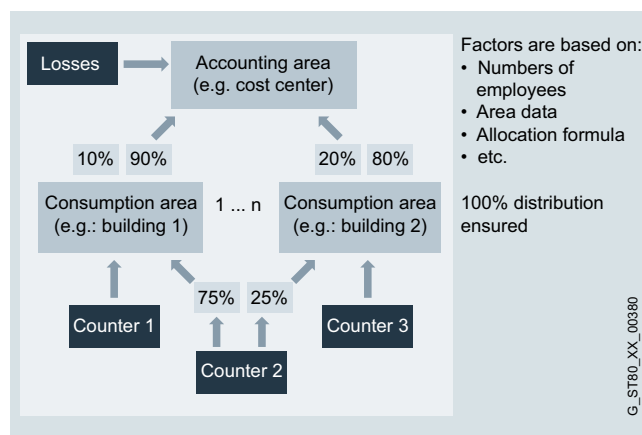


Cost-center-oriented accounting

Clear allocation creates awareness for saving energy and regulates accountability. Only those who are charged directly with the costs that they cause will be willing to change their behavior.

By assigning costs according to the "costs-by-cause principle" and through incentive systems, cost center managers can accelerate energy-saving measures. Energy Manager enables costs-by-cause accounting of energy and material flows as well as allocation to individual plants, customers or cost units.

- Flexible modeling of hierarchic accounting structures
- Tariff allocation of quantities, flexible price assessment with tariff and price time series
- Transfer of consumption figures/costs to the ERP system



Baseline management

The ability to calculate performance indicators is a core task of an energy data management system. However, even if performance indicators are available, the user often still has to interpret them. With baseline management, a model based on historical data can calculate a theoretical energy consumption (baseline) for any time.

This theoretical energy consumption serves as a default value for energy monitoring or energy controlling. This enables the user to see at any time whether the actual energy consumption is above or below the calculated theoretical level. If the cumulative deviation of these two values over time is calculated, it is possible to determine the efficiency of a plant.

Function (continued)

Energy forecast

Energy Manager PRO places all relevant information at your fingertips to give you the most accurate forecast possible of energy demand and of the load curve for one or more sites, buildings, production areas or individual consumers.

- Generation of requirement forecasts based on production-dependent factors (production planning) and basic load profiles (typical days)
- With multi-variable regression analysis, it is simple to evaluate and model influencing factors. This model can be used to calculate the future energy demand

Management of energy efficiency measures

- All of a site's energy efficiency measures are recorded centrally in Energy Manager PRO. Each energy efficiency measure can be assigned to a certain region, department or even a specific plant
- Automatic calculation of efficiency based on potential savings and costs of each energy efficiency measure
- Predefined status for implementation progress of energy efficiency measures
- Categorization: Predefined priorities or categories help to prioritize energy efficiency measures

Power monitoring

With power monitoring, it is easy to acquire and analyze detail data of the measuring instruments in order to enhance the availability of their electrical power distribution.

- With just a few clicks, it is possible to make measured values of current, voltage and cos phi, visible.
- Should a system fail, it is possible to accurately analyze the detail data for this point in time and detect potential causes such as transients and voltage dips.

Energy reporting

- Freely parameterizable report generator for creating balances, protocols, bills
- Fully automated reporting, email dispatch and document management
- Energy Manager web client for company-wide viewing of dashboards, reports and results
- Information about discrepancies from specified parameters through KPI warning system

Technical specifications

SIMATIC Energy Manager PRO V7.2	
Operating system	<ul style="list-style-type: none"> • Windows Server 2008 R2 (English/German) • Windows Server 2012 R2 (English/German) • Windows Server 2016 (English/German) • Windows Server 2019 (English/German) • Windows 7 Professional/Ultimate SP1 (English/German) • Windows 8.1 Pro/Enterprise 64-bit (English/German) • Windows 10 Pro/Enterprise 64-bit (English/German) • Minimum of 16 GB RAM
Interface	In addition to an interface to WinCC, PCS7, Desigo CC and S7 controllers Energy Manager PRO also offers the latest interface standards such as OPC DA, OPC HDA, OPC UA, MODBUS TCP, ODBC, ASCII and XML.
WinCC versions ¹⁾	<ul style="list-style-type: none"> • SIMATIC WinCC V7.3 SE, V7.4, V7.5 • SIMATIC WinCC RT Professional V14, V15, V15.1
PCS 7 versions ²⁾	<ul style="list-style-type: none"> • SIMATIC PCS 7 V8.2 • SIMATIC PCS 7 V9
Virtualization	<ul style="list-style-type: none"> • VMWare Workstation 12.5, 14, 15 • VMWare ESX 6.5, 6.7 • Microsoft Hyper-V for Windows Server 2012 R2, 2016, 2019 • Microsoft Hyper-V server 2012 R2, 2016, 2019

¹⁾ If an acquisition component is installed on a WinCC system, these requirements must also be complied with

²⁾ The SIMATIC Energy Manager PRO system for connection to the PCS 7 must always be installed on a separate PC

HMI Software

HMI Software in the TIA Portal
Software for energy management

SIMATIC Energy Manager

Ordering data

SIMATIC Energy Manager V7.2

Standard scope of supply

- SIMATIC Energy Manager Basic incl. 50 tags ¹⁾
- SIMATIC Energy Manager PRO incl. 50 tags ¹⁾
- SIMATIC Energy Manager PRO Powerpack Basic -> PRO
- Tag Package 50 ¹⁾
- Tag Package 100 ¹⁾
- Tag Package 250 ¹⁾
- Tag Package 500 ¹⁾
- Tag Package 1 000 ¹⁾
- Tag Package 5 000 ¹⁾
- Tag Package 30 000 ¹⁾

Download

- SIMATIC Energy Manager Basic incl. 50 tags ¹⁾
- SIMATIC Energy Manager PRO incl. 50 tags ¹⁾
- SIMATIC Energy Manager PRO Powerpack Basic -> PRO
- Tag Package 50 ¹⁾
- Tag Package 100 ¹⁾
- Tag Package 250 ¹⁾
- Tag Package 500 ¹⁾
- Tag Package 1 000 ¹⁾
- Tag Package 5 000 ¹⁾
- Tag Package 30 000 ¹⁾

SIMATIC Energy Manager extensions

Standard scope of supply

- SIMATIC Energy Manager, 3 web clients ⁴⁾
- SIMATIC Energy Manager, 20 web clients ⁴⁾
- SIMATIC Energy Manager, 60 web clients ⁴⁾
- SIMATIC Energy Manager PRO client ⁴⁾
- SIMATIC Energy Manager PRO Planning and Forecast
- SIMATIC Energy Manager PRO acquisition component

Download

- SIMATIC Energy Manager, 3 web clients ⁴⁾
- SIMATIC Energy Manager, 20 web clients ⁴⁾
- SIMATIC Energy Manager, 60 web clients ⁴⁾
- SIMATIC Energy Manager PRO client ⁴⁾
- SIMATIC Energy Manager PRO Planning and Forecast
- SIMATIC Energy Manager PRO acquisition component

Article No.

6AV6372-1DF07-2AX0

6AV6372-2DF07-2AX0

6AV6372-2DF07-2AX3

6AV6372-2DF07-0CX0

6AV6372-2DF07-0DX0

6AV6372-2DF07-0EX0

6AV6372-2DF07-0FX0

6AV6372-2DF07-0GX0

6AV6372-2DF07-0HX0

6AV6372-2DF07-0JX0

6AV6372-1DF07-2AH0

6AV6372-2DF07-2AH0

6AV6372-2DF07-2AH3

6AV6372-2DF07-0CH0

6AV6372-2DF07-0DH0

6AV6372-2DF07-0EH0

6AV6372-2DF07-0FH0

6AV6372-2DF07-0GH0

6AV6372-2DF07-0HH0

6AV6372-2DF07-0JH0

6AV6372-2DF27-0AX0

6AV6372-2DF27-0BX0

6AV6372-2DF27-0CX0

6AV6372-2DF37-0AX0

6AV6372-2DF47-0AX0

6AV6372-2DF57-0AX0

6AV6372-2DF27-0AH0

6AV6372-2DF27-0BH0

6AV6372-2DF27-0CH0

6AV6372-2DF37-0AH0

6AV6372-2DF47-0AH0

6AV6372-2DF57-0AH0

Article No.

SIMATIC Energy Manager PRO Consumer Package

Standard scope of supply

- Consumer Package 1 with S7 EE monitor ³⁾
- Consumer Package 5 with S7 EE monitor ³⁾
- Consumer Package 25 with S7 EE monitor ³⁾
- Consumer Package 1 without S7-EE monitor
- Consumer Package 5 without S7-EE monitor
- Consumer Package 25 without S7-EE monitor

Download

- Consumer Package 1 with S7 EE monitor ³⁾
- Consumer Package 5 with S7 EE monitor ³⁾
- Consumer Package 25 with S7 EE monitor ³⁾
- Consumer Package 1 without S7-EE monitor
- Consumer Package 5 without S7-EE monitor
- Consumer Package 25 without S7-EE monitor

SIMATIC Energy Manager SUS ²⁾

Standard scope of supply

- For max. additional 50 tags and/or 1 Consumer Package ²⁾
- For max. additional 100 tags and/or 5 Consumer Packages ²⁾
- For max. additional 500 tags and/or 25 Consumer Packages ²⁾
- For max. additional 5 000 tags and/or 100 Consumer Packages ²⁾
- For more than 5 000 tags and/or 100 Consumer Packages ²⁾

Download

- For max. additional 50 tags and/or 1 Consumer Package ²⁾
- For max. additional 100 tags and/or 5 Consumer Packages ²⁾
- For max. additional 500 tags and/or 25 Consumer Packages ²⁾
- For max. additional 5 000 tags and/or 100 Consumer Packages ²⁾
- For more than 5 000 tags and/or 100 Consumer Packages ²⁾

6AV6372-2DF67-1AX0

6AV6372-2DF67-1BX0

6AV6372-2DF67-1CX0

6AV6372-2DF77-1AX0

6AV6372-2DF77-1BX0

6AV6372-2DF77-1CX0

6AV6372-2DF67-1AH0

6AV6372-2DF67-1BH0

6AV6372-2DF67-1CH0

6AV6372-2DF77-1AH0

6AV6372-2DF77-1BH0

6AV6372-2DF77-1CH0

6AV6372-2DF00-0CL0

6AV6372-2DF00-0DL0

6AV6372-2DF00-0FL0

6AV6372-2DF00-0HL0

6AV6372-2DF70-0XL0

6AV6372-2DF00-0CY0

6AV6372-2DF00-0DY0

6AV6372-2DF00-0FY0

6AV6372-2DF00-0HY0

6AV6372-2DF70-0XY0

Ordering data	Article No.	Ordering data	Article No.
SIMATIC Energy Manager upgrades <u>Standard scope of supply</u> <ul style="list-style-type: none"> Upgrade of systems with up to 50 tags and/or 1 Consumer Package Upgrade of systems with up to 100 tags and/or 5 Consumer Packages Upgrade of systems with up to 500 tags and/or 25 Consumer Packages Upgrade of systems with up to 5 000 tags and/or 100 Consumer Packages Upgrade of systems with more than 5 000 tags and/or more than 100 Consumer Packages <u>Download</u> <ul style="list-style-type: none"> Upgrade of systems with up to 50 tags and/or 1 Consumer Package Upgrade of systems with up to 100 tags and/or 5 Consumer Packages Upgrade of systems with up to 500 tags and/or 25 Consumer Packages Upgrade of systems with up to 5 000 tags and/or 100 Consumer Packages Upgrade of systems with more than 5 000 tags and/or more than 100 Consumer Packages 	6AV6372-2DF07-2CX4 6AV6372-2DF07-2DX4 6AV6372-2DF07-2FX4 6AV6372-2DF07-2HX4 6AV6372-2DF77-2XX4	SIMATIC Energy Manager TRIAL Standard scope of supply	6AV6372-2DF17-2AX0

- 1) The tag packages dynamically expand the number of tags. The total number of tags is incremented by the value of the tag package in each case.
- 2) The SUS contract runs for 1 year. The contract is automatically extended by a further year unless canceled 3 months prior to expiration.
- 3) The license number on the certificate is used to activate the S7 instruction; a separate license certificate is required for each machine.
- 4) The Client license and Web Client license are licensing which only takes into account one simultaneous access. Example: If 5 users use the Energy Manager via the web client but only 3 work with it simultaneously, only 3 web client licenses are necessary. The same applies for the desktop client.

Additional information is available on the Internet at:

<http://www.siemens.com/energymanager>

HMI Software

SIMATIC WinCC V7

Introduction

Overview



SIMATIC WinCC V7 SCADA system

The scalable and open SCADA system for maximum plant transparency and productivity

- **Efficiency:**
As a key to greater productivity, SIMATIC WinCC combines efficient engineering with high-performance archiving and maximum data security. With integrated diagnostics functions and flexible production analysis, you shorten the time-to-market and also reduce your plant standstill times. SIMATIC WinCC is the basis for efficient operations management and intelligent production analyses, so it offers a secure basis for deciding on optimization measures, and thus more productivity at lower cost.
- **Scalability:**
With SIMATIC WinCC, it is possible to implement plants in all industrial sectors and technologies, and easily expand or modernize them by means of options or add-ons, in functional terms or sector-specifically. You can benefit from the redundancy concepts for enhanced availability, or decide on centralized archiving and analysis of plant information. SIMATIC WinCC offers stationary and mobile solutions to cover increasing demands.

- **Innovation:**
With innovative technology, you have all the important information in view at all times. In this way, SIMATIC WinCC simplifies intuitive operation and monitoring of the production plant – even remotely. Stay informed with mobile SCADA solutions anywhere and at any time – including with existing tablet and smartphone hardware. The use of multi-touch gestures in the industrial environment opens the door to modern operator concepts.
- **Openness:**
Since international standards and system-internal script and programming interfaces are supported, special requests can also be easily implemented. SIMATIC WinCC backs cross-vendor communication for integrating existing hardware, as well as for simple integration into the IT world. WinCC specialists are available worldwide as qualified solution providers. These certified and centrally audited partners are ready to implement your individual SCADA project even in diversified client-server architectures with redundancy, or in applications with energy data management systems. SIMATIC WinCC is designed to be independent of any specific technology or industrial sector, modular in structure, and easy to expand. It is used worldwide in single-user applications in mechanical engineering, as well as in complex multi-user solutions with redundant servers or Web-based client access. References from many industries prove the versatility and performance capability.

<http://www.siemens.com/wincc-v7>

Overview



- PC-based operator control and monitoring system for visualizing and operating processes, production flows, machines and plants in all sectors – from the simple single-user station through to distributed multi-user systems with redundant servers and cross-location solutions with web clients. WinCC is the information hub for corporation-wide vertical integration.
- The basic system configuration (WinCC basic software) includes industry-standard functions for signaling and acknowledging events, archiving of messages and measured values, logging of all process and configuration data, user administration and visualization.
- The WinCC basic software forms the core of a wide range of different applications. Based on the open programming interfaces, a wide range of WinCC options (from Siemens Industry Automation) and WinCC add-ons have been developed (by Siemens-internal and external partners).
- WinCC can be operated with every PC that meets the given HW requirements. The SIMATIC IPC product range is available in particular for the industrial use of WinCC systems. SIMATIC IPCs impress with their powerful PC technology, are designed for round-the-clock operation, and can be operated in both office areas and harsh industrial environments.

Current versions:**SIMATIC WinCC V7.5**

Runs on:

ONLY supports 64-bit operating systems!

- Windows 10 (Professional, Enterprise)
- Windows 10 LTSC 2015/2016, LTSC 2019 (64-Bit)
- Windows Server 2012 R2 64-bit (Datacenter & Standard)
- Windows Server 2016 (Datacenter & Standard)
- Windows Server 2019 (Datacenter & Standard)

For WebNavigator clients and DataMonitor clients, additionally:

- Windows 7 SP1 Professional, Enterprise, Ultimate 32-bit / 64-bit (if possible, Windows 10 1 should be used)
- Windows 8.1 Professional, Enterprise 32-bit /64-bit (if possible, Windows 10 1 should be used)

¹⁾ End of Support of Windows 7 / 8.1 (14.01.2020 / 10.01.2023)

Please check the Siemens Online Support compatibility list for details:

<https://support.industry.siemens.com/kompatool/pages/main/index.jsf>

SIMATIC WinCC V7.4 SP1

Runs on:

- Windows 7 Professional, Enterprise, Ultimate (32-/64-bit)
- Windows 8.1 Professional, Enterprise (32-/64-bit)
- Windows 10 Professional, Enterprise, 2015 LTSC, 2016 LTSC (64-bit)
- Windows 2008 Server R2 SP1 (64-bit)
- Windows 2012 Server R2 (64-bit)
- Windows 2016 Server (64-bit)
- Includes Microsoft SQL Server 2014 SP1 (32-bit)

Use in virtual environments – for more information see:

<http://support.automation.siemens.com/WWW/view/en/49370459>

SIMATIC SCADA and SIMATIC IPCs

Perfect interaction for optimum productivity.

- Price advantage as "Package" comprising hardware and software
- System-tested solutions reduce testing overhead
- Simple ordering and synchronized logistics

Only if ordered together with the SIMATIC IPC.

HMI Software

SIMATIC WinCC V7

SIMATIC WinCC V7 basic software

Benefits

- All-purpose
 - Solutions for all sectors
 - Multi-language for worldwide usage
 - Can be integrated into all automation solutions
- All operator control & monitoring functions on board
 - User administration
 - Operator control and monitoring
 - Reporting, acknowledging, and archiving of events
 - Collecting, consolidating and archiving measured values (including long-term backup)
 - Logging and documenting of process and configuration data
- Can be configured simply and efficiently
 - Configuration wizards let the user focus on the essentials
 - In the picture by means of cross-reference lists and screen property displays
 - Configuration of multi-language applications
 - Configuring tool for configuring bulk data
- Universally scalable
 - Expandable from single station to client-server configurations
 - Increased availability by means of redundant servers
 - Process visualization via the Web with the WinCC WebNavigator or WebUX
- Open standards for simple integration
 - Efficient real-time database MS SQL Server
 - Open for application modules with ActiveX controls
 - Visual Basic for Applications for individual expansions
 - OPC for cross-vendor communication
- Process visualization with Plant Intelligence
 - Integrated evaluation functions for the online analysis (statistical process control)
 - Production optimization with the help of diverse options
- Expandable using options and add-ons
 - Options for scalable configurations
 - Options for increasing the availability
 - Options for IT & business integration
 - Options for SCADA expansions
 - Options for validation in accordance with FDA 21 CFR Part 11
 - Options for the use of telecontrol protocols
- Part of Totally Integrated Automation
 - Direct access to the tag and message configuration of the SIMATIC control system
 - Integrated diagnostic functions for increasing productivity

New with V7.5 SP1

- Extended functionality for object-oriented configuration
 - Import and use of structured data types from S7-1500 PLCs and OPC UA data sources
 - Use of structure data types as an interface to the faceplates
- Extended functionality for the design of the runtime interface
 - Additional characteristics for dynamization of SVG graphics from the WinCC library including support for WebUX
 - Integration of the central color palette in the project design template including option for changeover during runtime
- Communication
 - OPC UA client enhanced for Alarm & Condition
 - Possible to configure access rights for WinCC tags via the WinCC OPC server
 - WinCC Cloud Connect for sending WinCC data to cloud systems using the MQTT protocol
- Graphics Designer
 - Easier configuration of multi-language texts and font settings for all text elements in graphics
 - New animation option for dynamization of object properties without script programming
- Other innovations
 - WinCC WebUX: Auto-Login for operate mode, enhanced features for trend control dynamization and central color palette for alarm configuration
 - Reworked tag simulator with new options for system tags for monitoring communication channel and login performance values
 - Structuring of WinCC images (PDLs) in subfolders possible
 - Menu and toolbars can be configured via new editor in Config Studio

Application

SIMATIC WinCC is designed for visualization and operation of processes, production flows, machines and plants. With its powerful process interface, especially to the SIMATIC family, and the secure data archiving, WinCC enables highly available solutions for the process control.

The sector-neutral basic system enables universal usage in all automation applications. Sector-specific solutions can, for example, be implemented using WinCC options (e.g. FDA options for the pharmaceutical industry) and sector-specific add-ons (e.g. for the water industry).

Design

SIMATIC WinCC is available as a complete package and as a runtime package with 128, 512, 2 048, 8 192, 65 536, 102 400, 153 600, 262 144 PowerTags. PowerTags are data points that are connected to controllers or other data sources over a WinCC channel. Up to 32 alarms can be obtained from one data point. Moreover, internal tags without coupling are available for additional system performance. In addition WinCC also contains 512 archive tags. Additional archive licenses can be obtained for larger quantity structures.

Licenses for a multi-user configuration

The system software with the required number of PowerTags and additionally the option WinCC/Server must be installed on the WinCC server. In the basic configuration, one RT Client License is sufficient for the WinCC Clients ¹⁾.

An RC Client License is required to configure on clients ¹⁾. Remote configuration is possible if WinCC Clients without their own project (Uni Client) are configured on the server project.

¹⁾ The SQL Server Express is installed for RT / RC Clients.

Function

The powerful configuration functions of SIMATIC WinCC contribute to a reduced engineering and training overhead and lead to a more flexible use of personnel and greater operational reliability.

Anyone familiar with Microsoft Windows can also operate the WinCC Explorer, the central switching point of WinCC. Even large quantities of data can be processed intuitively and efficiently with the WinCC Configuration Studio.

In combination with other SIMATIC components, the system is also equipped with auxiliary functions, such as process diagnostics and maintenance. All SIMATIC engineering tools work together in the configuration of the functions.

SIMATIC WinCC offers a complete basic functionality for process visualization and operation. To this end WinCC has a number of editors and interfaces that can be used to individually configure this functionality according to the respective application. Expansions of a WinCC station for control tasks are also possible with minimal engineering effort.

WinCC editors	Task or configurable runtime functionality
WinCC Explorer	Central project management for the quick access to all project data and central settings
WinCC Graphics Designer	Graphics system for user-defined visualization and operation via pixel-graphic objects
WinCC Configuration Studio	<p><u>Alarm Logging</u></p> <p>Signaling system for detecting and archiving events with display and control options based on DIN 19235; freely selectable message classes, message display and logging</p> <p><u>WinCC Tag Logging</u></p> <p>Process archiving for the acquisition, compression and storage of measured values, e.g. presentation in trend and table format as well as further processing</p> <p><u>WinCC User Administrator</u></p> <p>For managing users and authorizations</p>
WinCC Report Designer	Reporting and logging system for time and event-controlled documentation of messages, operator inputs and current process data in the form of user reports or project documentation in an arbitrary layout
WinCC Global Script	Processing functions with limitless functionality by means of the use of VBScript and ANSI-C

Interfaces

	Task or configurable runtime functionality
Communication channels	Communication with lower-level controls (SIMATIC protocols, PROFIBUS DP and OPC server included in scope of supply)
Standard interfaces	Facilitate the open integration of other Windows applications via WinCC, WinCC OLE DB, ActiveX, OLE, OPC etc.
Programming interfaces	For the individual access to data and functions of WinCC and for the integration in user programs with VBA, VB Script, C-API (ODK), C-Script (ANSI-C)

HMI Software

SIMATIC WinCC V7

SIMATIC WinCC V7 basic software

Integration

Integration in company-wide solutions (IT and business integration)

WinCC is based on Microsoft technology, which ensures openness and integration capability. ActiveX and .net controls facilitate technology-specific and industry-specific expansions. Cross-manufacturer communication is also possible since WinCC can be used as an OPC client and server in addition to accessing current process values and supporting standards such as OPC HDA (Historical Data Access), OPC Alarm & Events, OPC XML Data Access, and OPC UA.

Just as important: Visual Basic for Applications (VBA) is available for user-specific expansions in engineering, and Visual Basic Scripting (VBS) as an easy-to-learn, open, runtime language. If desired, professional application developers can also use ANSI-C. The Open Development Kit (ODK) simplifies access to the API programming interfaces.

WinCC integrates a powerful and scalable archiving feature using database technology. This provides the user with a variety of options: from high-performance archiving of current process data, to long-term archiving with high data compression, through to a connection to the central information hub in the form of a company-wide Process Historian. Versatile clients and tools for evaluation, the open interfaces, and special options (Connectivity Pack, Connectivity Station, IndustrialDataBridge) provide the basis for effective IT and business integration.

WinCC offers various security mechanisms, such as encrypted communication, to ensure secure operation of the plant. If external networks are accessed, for example, suitable protective measures (incl. IT security measures, such as network segmentation) should still also be taken.

You can find more information on the topic of Industrial Security on the Internet at:

<http://www.siemens.com/industrialsecurity>

Integration in automation solutions

WinCC is an open process visualization system and provides the option to connect the most diverse control systems.

Approved communication software

Use communication software with the listed product versions. Corresponding SIMATIC NET upgrades are available for upgrading older versions.

Number of connectable controllers

For the number of controllers which can be connected via Industrial Ethernet CP 1613, the following applies to a message frame length of 512 bytes:

Type of connection	Number of nodes
SIMATIC S5 Ethernet Layer 4 + TCP/IP	Up to 60
SIMATIC S7 Protocol Suite	Up to 64
SIMATIC 505 Ethernet Layer 4 + TCP/IP	Up to 60
SIMATIC S7-1200/1500 Channel	Up to 128

Via PROFIBUS, a maximum of 8 controllers can be connected with CP 5612, and a maximum of 44 controllers with CP 5613. Industrial Ethernet is recommended when 10 or more controllers are used.

Mixed operation with different controllers

With their multi-protocol stack, the CP 1613 and CP 5613 communication processors enable the parallel operation of two protocols, such as for the mixed operation of different controllers, via a single bus cable.

WinCC supports the operation of two similar interface boards only in connection with the channels SIMATIC S5 Ethernet Layer 4 (2 x CP 1613), SIMATIC S7 Protocol Suite (2 x CP 1613, 2 x CP 5613) as well as PROFIBUS DP (4 x CP 5613; max. 122 slaves for each CP 5613). In addition to communication via Industrial Ethernet CP 1613 or PROFIBUS CP 5613, one CP 5612/5622 can be used in each case for communication with SIMATIC S7 via MPI.

Client-server communication

Communication between the clients and the server is via TCP/IP protocol. Setting up a separate PC LAN is recommended. For small projects with a correspondingly low incidence of message frames, SIMATIC NET Industrial Ethernet communication can be used for both process communication (WinCC/server ↔ PLC) and PC-PC communication (WinCC/client ↔ WinCC/server).

Channel DLL PROFIBUS DP

In accordance with the PROFIBUS standard, DP/slaves are always permanently assigned to a DP master; i.e. a second WinCC station (DP/master) cannot access the same controllers (DP/slaves). This means that redundant operation of two WinCC stations is not possible using the PROFIBUS DP connection.

Integration (continued)**Connection to controllers from other manufacturers:**

If a native driver is not available, OPC or OPC UA is available for connection to third-party controllers.

Current notes and information about OPC servers from various suppliers can be found at:

<http://www.opcfoundation.org>

WinCC supports the standards:

- OPC Data Access 2.05a
- OPC Data Access 3.00
- OPC UA 1.02
- OPC UA HA 1.20
- OPC UA Alarms and Conditions 1.20
- OPC Historical Alarms and Events 1.10
- OPC XML Data Access 1.01 (Connectivity Pack/ Connectivity Station)
- OPC HDA 1.20 (Connectivity Pack/Connectivity Station)
- OPC A&E 1.10 (Connectivity Pack/Connectivity Station)
- OPC UA Client Data Access
- OPC UA Server Data Access, HDA, Alarm & Condition (Connectivity Pack/Connectivity Station)

Connection overview

Protocol	Description
SIMATIC S7	
SIMATIC S7 Protocol Suite	Channel DLL for S7 functions via MPI, PROFIBUS or Ethernet Layer 4 + TCP/IP
SIMATIC S5	
SIMATIC S5 Ethernet Layer 4	Channel DLL for S5 Layer 4 communication + TCP/IP
SIMATIC S5 Programmer Port AS511	Channel DLL and driver for serial communication with S5 using AS511 protocol to programmers port
SIMATIC S5 Serial 3964R	Channel DLL and driver for serial communication with S5 using RK512 protocol
SIMATIC S5 PROFIBUS-FDL	Channel DLL for S5-FDL
SIMATIC 505	
SIMATIC 505 Serial	Channel DLL and driver for serial communication with 505 using NITP/TBP protocol to SIMATIC 535/545/555/565/575
SIMATIC 505 Ethernet Layer 4	Channel DLL for 505 Layer 4 communication
SIMATIC 505 TCP/IP	Channel DLL for 505 TCP/IP communication
SIMATIC S7-1200, S7-1500	
SIMATIC S7-1200, S7-1500 Channel	Channel DLL for S7-1200 and S7-1500 communication
Third-party controllers	
Allen Bradley Ethernet IP	Channel DLL and drivers for communication with Allen Bradley controllers via Ethernet TCP/IP using Ethernet IP protocol
Modbus TCP/IP	Channel DLL and drivers for communication with Modicon controllers via Ethernet TCP/IP using Modbus TCP/IP protocol
Mitsubishi MC TCP/IP	Channel DLL and drivers for communication with Mitsubishi controllers via Ethernet TCP/IP using Mitsubishi MC TCP/IP protocol
Cross-manufacturer	
OPC client for DA, XML DA	Channel DLL for OPC communication; WinCC can acquire data from OPC server applications
OPC server for DA, XML DA, A&C	Channel DLL for OPC communication; WinCC can acquire data from OPC server applications
OPC server for DA, XML DA, A&E, HDA	Server applications for OPC communication; WinCC provides process data to OPC clients
OPC UA server for DA, HDA, A&C	Server applications for OPC UA communication
PROFIBUS DP	Channel DLL for PROFIBUS DP
SIMOTION	Channel DLL for SIMOTION

Application note:

Parallel usage of the OPC client channel allows, for example, connection to an SNMP OPC server for visualization of the data contained there. The SNMP OPC server enables monitoring of any network components (such as switches) that support the SNMP protocol. You can find more information under SIMATIC NET Communications Systems/SNMP OPC Server.

HMI Software

SIMATIC WinCC V7

SIMATIC WinCC V7 basic software

Integration (continued)

PG/PC communication components for SIMATIC (for WinCC V7.5 SP1)

Industrial Ethernet	SIMATIC S5 Ethernet Layer 4	SIMATIC S5 TCP/IP	SIMATIC S7 Protocol Suite	SIMATIC 505 Ethernet Layer 4	SIMATIC 505 TCP/IP ¹⁾	Article No.
WinCC – channel DLL						
SIMATIC S5 Ethernet Layer 4 Channel DLL for S5 Layer 4 communication + TCP/IP	•	•				Included in the basic package
SIMATIC S7 Protocol Suite Channel DLL for S7 functions			•			Included in the basic package
SIMATIC 505 Ethernet Layer 4 Channel DLL for 505 Layer 4 communication				•		Included in the basic package
SIMATIC 505 TCP/IP ¹⁾ Channel DLL for 505 TCP/IP communication					•	Included in the basic package
Communication components for extension of the OS/OP						
CP 1612 A2 PCI card for connecting a PG/PC to Industrial Ethernet (SOFTNET-S7 or SOFTNET-S7 Lean communication software must be ordered separately)		•	•		•	6GK1161-2AA01
SOFTNET-IE S7 Communication software for S7 functions (max. 64 connections) Version 16 ²⁾³⁾		•	•			6GK1704-1CW16-0AA0
SOFTNET-IE S7 Lean Communication software for S7 functions (max. 8 connections) Version 16 ²⁾³⁾		•	•			6GK1704-1LW16-0AA0
CP 1623 PCI Express X1 card (32-bit) for connecting a PG/PC to Industrial Ethernet (S7-1613 communication software required)	•	•	•	•	•	6GK1162-3AA00
CP 1628 PCI Express X1 card (32-bit) for connecting a PG/PC to Industrial Ethernet (HARDNET-IE S7 / S7-1613 communication software required)	•	•	•	•	•	6GK1162-8AA00
HARDNET-IE S7 / S7-1613 Communication software for S7 functions, OPC, PG/OP communication Version 16 ²⁾³⁾	•	•	•	•		6GK1716-1CB16-0AA0

- System interface possible

¹⁾ Via any interface board with NDIS 3.0 interface;
no separate communication software required

²⁾ See ordering data for SIMATIC NET upgrade packages

³⁾ SIMATIC NET Version V15 + V16 is supplied together with WinCC V7.5 SP1

⁴⁾ SOFTNET-S7 Lean included in scope of supply of WinCC V7.5 SP1

Integration (continued)**Communications components for PG/PC for SIMATIC
(for WinCC V7.4 SP1)**

Industrial Ethernet	SIMATIC S5 Ethernet Layer 4	SIMATIC S5 TCP/IP	SIMATIC S7 Protocol Suite	SIMATIC 505 Ethernet Layer 4	SIMATIC 505 TCP/IP ¹⁾	Article No.
WinCC – channel DLL						
SIMATIC S5 Ethernet Layer 4 Channel DLL for S5 Layer 4 communication + TCP/IP	•	•				Included in the basic package
SIMATIC S7 Protocol Suite Channel DLL for S7 functions			•			Included in the basic package
SIMATIC 505 Ethernet Layer 4 Channel DLL for 505 Layer 4 communication				•		Included in the basic package
SIMATIC 505 TCP/IP ¹⁾ Channel DLL for 505 TCP/IP communication					•	Included in the basic package
Communication components for extension of the OS/OP						
CP 1612 A2 PCI card for connecting a PG/PC to Industrial Ethernet (SOFTNET-S7 or SOFTNET-S7 Lean communication software must be ordered separately)		•	•		•	6GK1161-2AA01
SOFTNET-IE S7 Communication software for S7 functions (max. 64 connections) • Version 14 SP1 ²⁾³⁾ For Windows 7 SP1 Prof./Ult. (32/64-bit) Windows 8.1 PRO (64-bit) Windows 10 Server 2008 R2 SP1 Server 2012 R2 (64-bit)		•	•			6GK1704-1CW14-0AA0
SOFTNET-IE S7 Lean Communication software for S7 functions (max. 8 connections) • Version 14 SP1 ²⁾³⁾ For Windows 7 SP1 Prof./Ult. (32/64-bit) Windows 8.1 PRO (64-bit) Windows 10 Server 2008 R2 SP1 Server 2012 R2 (64-bit)		•	•			6GK1704-1LW14-0AA0
CP 1623 PCI Express X1 card (32-bit) for connecting a PG/PC to Industrial Ethernet (S7-1613 communication software required)	•	•	•	•	•	6GK1162-3AA00
CP 1628 PCI Express X1 card (32-bit) for connecting a PG/PC to Industrial Ethernet (HARDNET-IE S7 / S7-1613 communication software required)	•	•	•	•	•	6GK1162-8AA00
HARDNET-IE S7 / S7-1613 communication software for S7 functions, OPC, PG/OP communication • Version 13 SP2 ²⁾³⁾ for Windows 7 SP1 (32/64-bit), Windows 8.1 (32/64-bit), Windows 2008 R2 SP1 Server, Server 2012 R2 (64-bit), and Windows 10 (64-bit)	•	•	•	•		6GK1716-1CB13-0AA0

- System interface possible

¹⁾ Via any interface board with NDIS 3.0 interface;
no separate communication software required

²⁾ See ordering data for SIMATIC NET upgrade packages

³⁾ SIMATIC NET Version V12 SP2 is supplied together with WinCC V7.4 SP1

⁴⁾ SOFTNET-S7 Lean included in scope of supply of WinCC V7.4 SP1

HMI Software

SIMATIC WinCC V7

SIMATIC WinCC V7 basic software

Integration (continued)

PG/PC communication components for SIMATIC (for WinCC V7.5 SP1)

PROFIBUS	SIMATIC S5 PROFIBUS FDL	SIMATIC S7 Protocol Suite	PROFIBUS DP	PROFIBUS FMS	Article No.
WinCC – channel DLL					
SIMATIC S5 PROFIBUS FDL Channel DLL for S5-FDL	•				Included in the basic package
SIMATIC S7 Protocol Suite Channel DLL for S7 functions		•			Included in the basic package
PROFIBUS DP Channel DLL for PROFIBUS DP			•		Included in the basic package
Communication components for extension of the OS/OP					
CP 5612 ²⁾ PCI card (32-bit) for connecting a PG/PC to PROFIBUS (communication software included in WinCC basic package)		•			6GK1561-2AA00
CP 5622 ²⁾ PCI Express X1 card (32-bit) for connecting a PG/PC to PROFIBUS (communication software included in WinCC basic package)		•			6GK1562-2AA00
CP 5711 USB adapter for connecting a PG/PC to PROFIBUS or MPI (communication software included in WinCC basic package)		•			6GK1571-1AA00
CP 5613 A3 PCI card (32-bit) for connecting a PC to PROFIBUS (S7-5613, DP-5613 or FMS-5613 communication software required)	•	•	•	•	6GK1561-3AA02
CP 5614 A3 PCI card (32-bit) for connecting a PC to PROFIBUS (communication software must be ordered separately)	•	•	•	•	6GK1561-4AA02
CP 5623 PCI Express X1 card (32-bit) for connecting a PG/PC to PROFIBUS or MPI (HARDNET PB S7 or HARDNET PB DP communication software required)	•	•	•	•	6GK1562-3AA00
HARDNET PB S7 Communication software for S7 functions + FDL	•	•			6GK1713-5CB16-0AA0
HARDNET PB DP Communication software for DP master + FDL	•		•		6GK1713-5DB16-0AA0

- System interface possible

¹⁾ See ordering data for SIMATIC NET upgrade package

²⁾ SIMATIC NET Version 8.2 SP1 is supplied together with WinCC V7.4 SP1

Integration (continued)**Communication components for PG/PC for SIMATIC
(for WinCC V7.4 SP1)**

PROFIBUS	SIMATIC S5 PROFIBUS FDL	SIMATIC S7 Protocol Suite	PROFIBUS DP	PROFIBUS FMS	Article No.
WinCC – channel DLL					
SIMATIC S5 PROFIBUS FDL Channel DLL for S5-FDL	•				Included in the basic package
SIMATIC S7 Protocol Suite Channel DLL for S7 functions		•			Included in the basic package
PROFIBUS DP Channel DLL for PROFIBUS DP			•		Included in the basic package
Communication components for extension of the OS/OP					
CP 5612 ²⁾ PCI card (32-bit) for connecting a PG/PC to PROFIBUS (communication software included in WinCC basic package)		•			6GK1561-2AA00
CP 5622 ²⁾ PCI Express X1 card (32-bit) for connecting a PG/PC to PROFIBUS (communication software included in WinCC basic package)		•			6GK1562-2AA00
CP 5711 USB adapter for connecting a PG/PC to PROFIBUS or MPI (communication software included in WinCC basic package)		•			6GK1571-1AA00
CP 5613 A3 PCI card (32-bit) for connecting a PC to PROFIBUS (S7-5613, DP-5613 or FMS-5613 communication software required)	•	•	•	•	6GK1561-3AA02
CP 5614 A3 PCI card (32-bit) for connecting a PC to PROFIBUS (communication software must be ordered separately)	•	•	•	•	6GK1561-4AA02
CP 5623 PCI Express X1 card (32-bit) for connecting a PG/PC to PROFIBUS or MPI (HARDNET PB S7 or HARDNET PB DP communication software required)	•	•	•	•	6GK1562-3AA00
HARDNET PB S7 Communication software for S7 functions + FDL • Version 8.2 SP1 ¹⁾²⁾ For Windows 7 (32/64-bit) and Server 2008 R2 (64-bit)	•	•			6GK1713-5CB08-2AA0
HARDNET PB DP Communication software for DP master + FDL • Version 8.2. SP1 ¹⁾²⁾ For Windows 7 (32/64-bit) and Server 2008 R2 (64-bit)	•		•		6GK1713-5DB08-2AA0

- System interface possible

¹⁾ See ordering data for SIMATIC NET upgrade package

²⁾ SIMATIC NET Version 8.2 SP1 is supplied together with WinCC V7.4 SP1

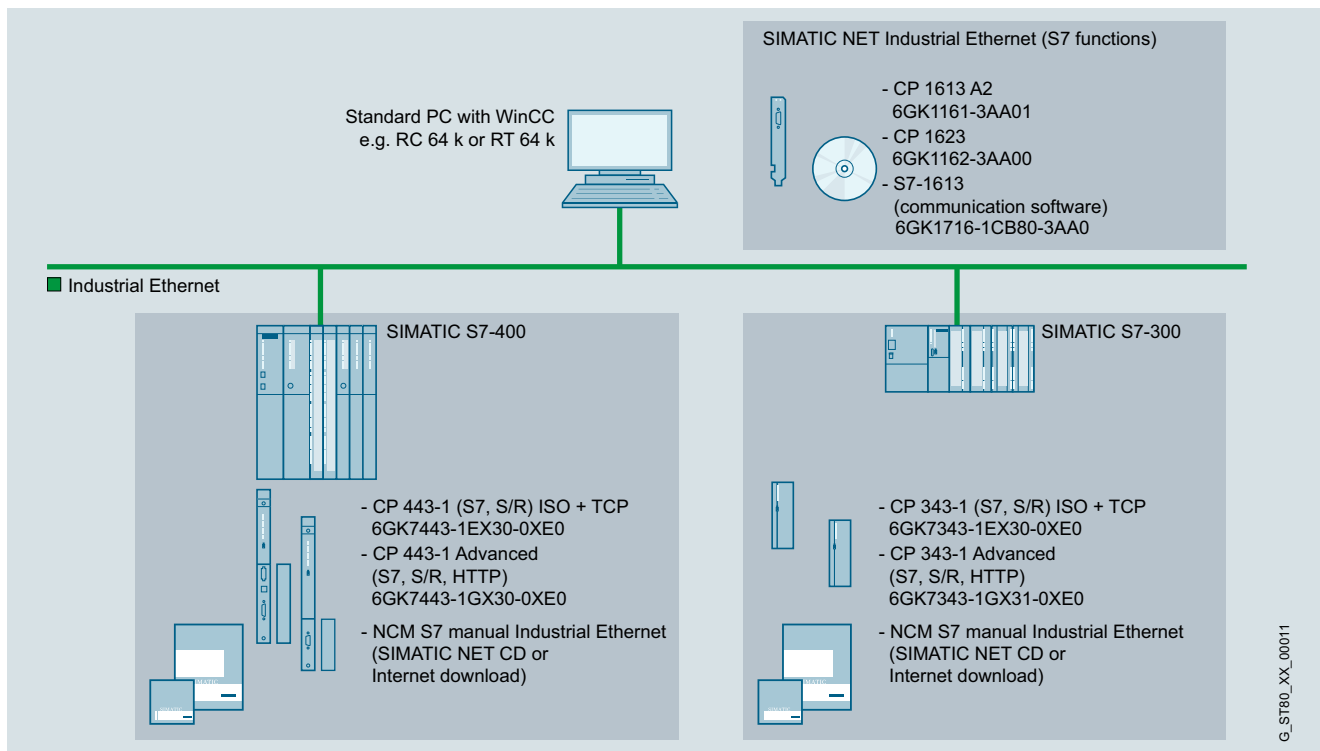
HMI Software

SIMATIC WinCC V7

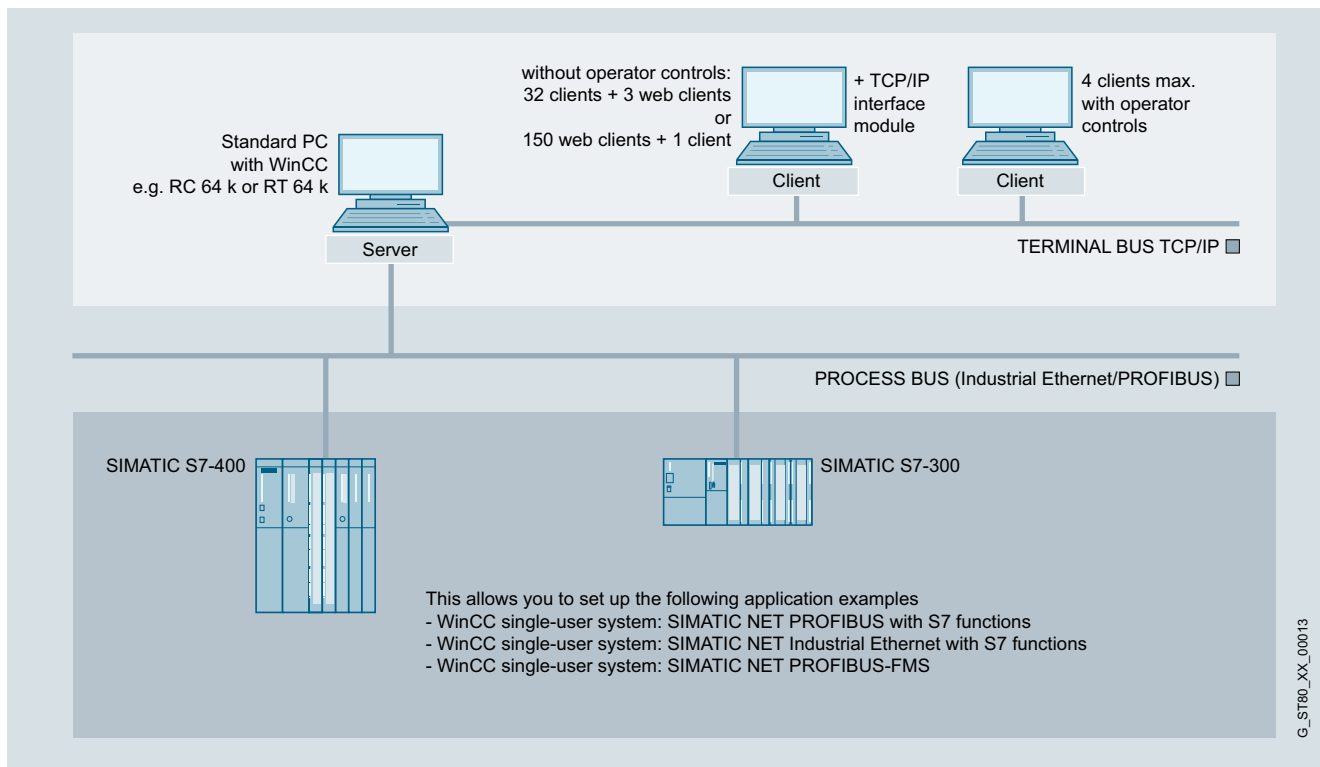
SIMATIC WinCC V7 basic software

Integration (continued)

Communication examples



WinCC single-user system: Industrial Ethernet with S7 communication



WinCC: Multi-user system with operable server

3

Technical specifications

Type	SIMATIC WinCC V7.5 SP1
PC hardware requirements	
Processor type	
• Minimum	Single-user station/server: Dual-core; 2.5 GHz Client: Dual-core; 2.5 GHz
• Recommended	Single-user station/server: Multi-core; 3.5 GHz Client: Multi-core; 3 GHz ²⁾
Work memory RAM	
• Minimum	Windows 10 (64-bit) • Single-user station/server: 4 GB • Client: 2 GB
• Recommended	Windows Server 2012 R2, Windows Server 2016, Windows Server 2019 Server: 4 GB Windows 10 (64-bit) • Single-user station/server: 4 GB • Client: 4 GB
	Windows Server 2012 R2, Windows Server 2016, Windows Server 2019 Server: 8 GB
Graphics resolution	
• Minimum	800 x 600
• Recommended	1 920 x 1 080
Hard disk	
• Minimum	Single-user station/server: 80 GB Client: 20 GB
• Recommended	WebClient/DataMonitor Client: 5 GB Single-user station/server: 160 GB Client: 40 GB WebClient/DataMonitor Client: 10 GB
DVD-ROM/USB interface	For software installation and license transfer

Type	SIMATIC WinCC V7.5
Functionality/quantity structure	
Number of messages	150 000
• Message text (number of characters)	10 x 256
• Message archive	System-limited ¹⁾
• Process values per message	10
• Constant load of messages, max.	Server/single-user station: 10/s
• Message burst, max.	Server/single-user station: 2 000/10 s every 5 min
Archive	
• Archive data points	Max. 80 000 per server ²⁾
• Archive types	Short-term archive with and without long-term archiving
• Data storage format	Microsoft SQL Server 2016 SP2
• Measured values per second	Server/single-user station: up to 30 000/s ⁴⁾
User archive	
• Total archives	No limit
• Fields per user archive	500 (maximum number of 1 000 000 fields)
• Data records per user archive	10 000
• User archive views	No limit
Graphics system	
• Number of screens	System-limited ¹⁾
• Number of objects per screen	System-limited ¹⁾
• Number of controllable fields per screen	System-limited ¹⁾
PowerTags	256 K ³⁾
Trends	
• Trend views per image	25
• Trends per trend view	80
User administration	
• User groups	128
• Number of users	128
• Authorization groups	999
Configuration languages	5 European (en, de, fr, it, es), 4 Asian (zh-CN, zh-TW, ko, ja)
Protocols	
• Message sequence reports (simultaneously)	1 per server/single-user station
• Message archive reports (simultaneously)	3
• User reports	System-limited ¹⁾
• Report lines per group	66
• Tags per report	300 ⁵⁾
Multi-user system	
• Server	18
• Uni Client (without its own project)	Max. 64
• Multi-Client (with its own project)	Max. 50

¹⁾ Dependent on available storage space

²⁾ Dependent on number of licensed archive tags (ArchiveTags)

³⁾ Dependent on the number of licensed PowerTags

⁴⁾ Dependent on system performance, especially of hard disk (SSD/RAID recommended)

⁵⁾ Number of variables per report depends on process communication performance

HMI Software

SIMATIC WinCC V7

SIMATIC WinCC V7 basic software

Ordering data

Article No.

Article No.

SIMATIC WinCC system software

V7.5 SP1

Runtime packages on DVD

Incl. 512 archive tags each;
language/script versions:
en, de, fr, it, es;
with license for

- WinCC RT Client
- 128 PowerTags (RT 128)
- 512 PowerTags (RT 512)
- 2 048 PowerTags (RT 2 048)
- 8 192 PowerTags (RT 8 192)
- 65 536 PowerTags (RT 65 536)
- 102 400 PowerTags (RT 102 400)
- 153 600 PowerTags (RT 153 600)
- 262 144 PowerTags (RT 262 144)

As download

- WinCC RT Client
- 128 PowerTags (RT 128)
- 512 PowerTags (RT 512)
- 2 048 PowerTags (RT 2 048)
- 8 192 PowerTags (RT 8 192)
- 65 536 PowerTags (RT 65 536)
- 102 400 PowerTags (RT 102 400)
- 153 600 PowerTags (RT 153 600)
- 262 144 PowerTags (RT 262 144)

Complete packages on DVD

Language versions:
en, de, fr, it, es;
with license for

- WinCC RC Client
- 128 PowerTags (RC 128)
- 512 PowerTags (RC 512)
- 2 048 PowerTags (RC 2 048)
- 8 192 PowerTags (RC 8 192)
- 65 536 PowerTags (RC 65 536)
- 102 400 PowerTags (RC 102 400)
- 153 600 PowerTags (RC 153 600)
- 262 144 PowerTags (RC 262 144)

As download

- WinCC RC Client
- 128 PowerTags (RC 128)
- 512 PowerTags (RC 512)
- 2 048 PowerTags (RC 2 048)
- 8 192 PowerTags (RC 8 192)
- 65 536 PowerTags (RC 65 536)
- 102 400 PowerTags (RC 102 400)
- 153 600 PowerTags (RC 153 600)
- 262 144 PowerTags (RC 262 144)

6AV6381-2CA07-5AX0
6AV6381-2BC07-5AX0
6AV6381-2BD07-5AX0
6AV6381-2BE07-5AX0
6AV6381-2BH07-5AX0
6AV6381-2BF07-5AX0
6AV6381-2BJ07-5AX0
6AV6381-2BK07-5AX0
6AV6381-2BL07-5AX0

6AV6381-2CA07-5AH0
6AV6381-2BC07-5AH0
6AV6381-2BD07-5AH0
6AV6381-2BE07-5AH0
6AV6381-2BH07-5AH0
6AV6381-2BF07-5AH0
6AV6381-2BJ07-5AH0
6AV6381-2BK07-5AH0
6AV6381-2BL07-5AH0

6AV6381-2CB07-5AX0
6AV6381-2BM07-5AX0
6AV6381-2BN07-5AX0
6AV6381-2BP07-5AX0
6AV6381-2BS07-5AX0
6AV6381-2BQ07-5AX0
6AV6381-2BT07-5AX0
6AV6381-2BU07-5AX0
6AV6381-2BV07-5AX0

6AV6381-2CB07-5AH0
6AV6381-2BM07-5AH0
6AV6381-2BN07-5AH0
6AV6381-2BP07-5AH0
6AV6381-2BS07-5AH0
6AV6381-2BQ07-5AH0
6AV6381-2BT07-5AH0
6AV6381-2BU07-5AH0
6AV6381-2BV07-5AH0

V7.5 SP1 ASIA

Runtime packages on DVD

Language/script versions:
en, zh-CN, zh-TW, ko, ja;
with license for

- WinCC RT Client
- 128 PowerTags (RT 128)
- 512 PowerTags (RT 512)
- 2 048 PowerTags (RT 2 048)
- 8 192 PowerTags (RT 8 192)
- 65 536 PowerTags (RT 65 536)
- 102 400 PowerTags (RT 102 400)
- 153 600 PowerTags (RT 153 600)
- 262 144 PowerTags (RT 262 144)

6AV6381-2CA07-5AV0
6AV6381-2BC07-5AV0
6AV6381-2BD07-5AV0
6AV6381-2BE07-5AV0
6AV6381-2BH07-5AV0
6AV6381-2BF07-5AV0
6AV6381-2BJ07-5AV0
6AV6381-2BK07-5AV0
6AV6381-2BL07-5AV0

Complete packages on DVD

Language versions:
en, zh-CN, zh-TW, ko, ja;
with license for

- WinCC RC Client
- 128 PowerTags (RC 128)
- 512 PowerTags (RC 512)
- 2 048 PowerTags (RC 2 048)
- 8 192 PowerTags (RC 8 192)
- 65 536 PowerTags (RC 65 536)
- 102 400 PowerTags (RC 102 400)
- 153 600 PowerTags (RC 153 600)
- 262 144 PowerTags (RC 262 144)

6AV6381-2CB07-5AV0
6AV6381-2BM07-5AV0
6AV6381-2BN07-5AV0
6AV6381-2BP07-5AV0
6AV6381-2BS07-5AV0
6AV6381-2BQ07-5AV0
6AV6381-2BT07-5AV0
6AV6381-2BU07-5AV0
6AV6381-2BV07-5AV0

V7.5 SP1 powerpacks

For upgrading from:

Runtime packages

- 128 to 512 PowerTags
- 512 to 2 048 PowerTags
- 2 048 to 8 192 PowerTags
- 8 192 to 65 536 PowerTags
- 65 536 to 102 400 PowerTags
- 102 400 to 153 600 PowerTags
- 153 600 to 262 144 PowerTags

6AV6371-2BD07-5AX0
6AV6371-2BG07-5AX0
6AV6371-2BM07-5AX0
6AV6371-2BN07-5AX0
6AV6371-2BP07-5AX0
6AV6371-2BQ07-5AX0
6AV6371-2BR07-5AX0

As download

- 128 to 512 PowerTags
- 512 to 2 048 PowerTags
- 2 048 to 8 192 PowerTags
- 8 192 to 65 536 PowerTags
- 65 536 to 102 400 PowerTags
- 102 400 to 153 600 PowerTags
- 153 600 to 262 144 PowerTags

6AV6371-2BD07-5AJ0
6AV6371-2BG07-5AJ0
6AV6371-2BM07-5AJ0
6AV6371-2BN07-5AJ0
6AV6371-2BP07-5AJ0
6AV6371-2BQ07-5AJ0
6AV6371-2BR07-5AJ0

Complete packages

- 128 to 512 PowerTags
- 512 to 2 048 PowerTags
- 2 048 to 8 192 PowerTags
- 8 192 to 65 536 PowerTags
- 65 536 to 102 400 PowerTags
- 102 400 to 153 600 PowerTags
- 153 600 to 262 144 PowerTags

6AV6371-2BD17-5AX0
6AV6371-2BG17-5AX0
6AV6371-2BM17-5AX0
6AV6371-2BN17-5AX0
6AV6371-2BP17-5AX0
6AV6371-2BQ17-5AX0
6AV6371-2BR17-5AX0

As download

- 128 to 512 PowerTags
- 512 to 2 048 PowerTags
- 2 048 to 8 192 PowerTags
- 8 192 to 65 536 PowerTags
- 65 536 to 102 400 PowerTags
- 102 400 to 153 600 PowerTags
- 153 600 to 262 144 PowerTags

6AV6371-2BD17-5AJ0
6AV6371-2BG17-5AJ0
6AV6371-2BM17-5AJ0
6AV6371-2BN17-5AJ0
6AV6371-2BP17-5AJ0
6AV6371-2BQ17-5AJ0
6AV6371-2BR17-5AJ0

Ordering data	Article No.	Article No.
V7.5 SP1 archive <ul style="list-style-type: none"> • 1 500 archive tags (countable) • 5 000 archive tags (countable) • 10 000 archive tags (countable) • 30 000 archive tags (countable) As download <ul style="list-style-type: none"> • 1 500 archive tags (countable) • 5 000 archive tags (countable) • 10 000 archive tags (countable) • 30 000 archive tags (countable) 	6AV6371-1DQ17-5AX0 6AV6371-1DQ17-5BX0 6AV6371-1DQ17-5CX0 6AV6371-1DQ17-5EX0	For upgrading the Client RT version <ul style="list-style-type: none"> • From V7.2/7.3 to V7.5 SP1 • From V7.4 to V7.5 SP1 • From V7.2/7.3 ASIA to V7.5 SP1 ASIA • From V7.5 ASIA to V7.5 SP1 ASIA As download <ul style="list-style-type: none"> • From V7.2/7.3 to V7.5 SP1 • From V7.4 to V7.5 SP1
SIMATIC WinCC software packages		
SIMATIC WinCC V7.5 SP1 runtime <ul style="list-style-type: none"> • WinCC RT Client • 128 PowerTags • 512 PowerTags • 2 048 PowerTags • 8 192 PowerTags • 65 536 PowerTags 	6AV6382-2AA07-5AX0 6AV6382-2CA07-5AX0 6AV6382-2DA07-5AX0 6AV6382-2EA07-5AX0 6AV6382-2HA07-5AX0 6AV6382-2FA07-5AX0	6AV6381-2CA07-5AX3 6AV6381-2CA07-5AX4 6AV6381-2CA07-5AV3 6AV6381-2CA07-5AV4
SIMATIC WinCC V7.5 SP1 runtime ASIA <ul style="list-style-type: none"> • WinCC RT Client • 128 PowerTags • 512 PowerTags • 2 048 PowerTags • 8 192 PowerTags • 65 536 PowerTags 	6AV6382-2AA07-5AV0 6AV6382-2CA07-5AV0 6AV6382-2DA07-5AV0 6AV6382-2EA07-5AV0 6AV6382-2HA07-5AV0 6AV6382-2FA07-5AV0	6AV6381-2CB07-5AX3 6AV6381-2CB07-5AX4 6AV6381-2CB07-5AV3 6AV6381-2CB07-5AV4
SIMATIC WinCC Upgrades/ Software Update Service		
SIMATIC WinCC V7.5 SP1 upgrade ¹⁾		
For upgrading the RT version <ul style="list-style-type: none"> • From V7.2/7.3 to V7.5 SP1 • From V7.4 to V7.5 SP1 • From V7.2/7.3 ASIA to V7.5 SP1 ASIA ²⁾ • From V7.4 ASIA to V7.5 SP1 ASIA ²⁾ As download <ul style="list-style-type: none"> • From V7.2/7.3 to V7.5 SP1 • From V7.4 to V7.5 SP1 	6AV6381-2AA07-5AX3 6AV6381-2AA07-5AX4 6AV6381-2AA07-5AV3 6AV6381-2AA07-5AV4	6AV6381-2CB07-4AK3 6AV6381-2CB07-5AK4
For upgrading the RC version <ul style="list-style-type: none"> • From V7.2/7.3 to V7.5 SP1 • From V7.4 to V7.5 SP1 • From V7.2/7.3 ASIA to V7.5 SP1 ASIA ²⁾ • From V7.4 ASIA to V7.5 SP1 ASIA ²⁾ As download <ul style="list-style-type: none"> • From V7.2/7.3 to V7.5 SP1 • From V7.4 to V7.5 SP1 	6AV6381-2AB07-5AX3 6AV6381-2AB07-5AX4 6AV6381-2AB07-5AV3 6AV6381-2AB07-5AV4	6AV6381-2CB07-4AK3 6AV6381-2CB07-5AK4
		For upgrading the Client RC version <ul style="list-style-type: none"> • From V7.2/7.3 to V7.4 SP1 • From V7.4 to V7.5 SP1 • From V7.2/7.3 ASIA to V7.5 SP1 ASIA • From V7.4 ASIA to V7.5 SP1 ASIA As download <ul style="list-style-type: none"> • From V7.2/7.3 to V7.4 SP1 • From V7.4 to V7.5 SP1
		SIMATIC WinCC Software Update Service (SUS) ^{3) 4) 5)}
		SIMATIC WinCC V7 Update
		Software Update Service for WinCC basic software and options: <ul style="list-style-type: none"> • 1 license • 3 licenses • 10 licenses 6AV6381-1AA00-0AX5 6AV6381-1AA00-0BX5 6AV6381-1AA00-0CX5
		As download <ul style="list-style-type: none"> • 1 license • 3 licenses • 10 licenses 6AV6381-1KA00-0AX5 6AV6381-1KA00-0BX5 6AV6381-1KA00-0CX5
		¹⁾ According to licensing provisions, 1 upgrade package must be ordered for each WinCC station ²⁾ Upgrading from V7.X RT/RC ASIA to V7.5 ASIA is carried out using the "respective non-Asia package" ³⁾ The Software Update Service is valid for 1 year. The contract is automatically extended by 1 more year unless canceled 3 months prior to expiration. According to licensing provisions, 1 Software Update Service must be ordered for each WinCC station. ⁴⁾ Requires the current software version ⁵⁾ SUS is available as download

HMI Software

SIMATIC WinCC V7

SIMATIC WinCC V7 basic software

Ordering data

Article No.

Article No.

SIMATIC WinCC system software

V7.4 SP1

Runtime packages on DVD

- Incl. 512 archive tags each;
language/script versions:
en, de, fr, it, es;
with license for
- WinCC RT Client
 - 128 PowerTags (RT 128)
 - 512 PowerTags (RT 512)
 - 2 048 PowerTags (RT 2 048)
 - 8 192 PowerTags (RT 8 192)
 - 65 536 PowerTags (RT 65 536)
 - 102 400 PowerTags (RT 102 400)
 - 153 600 PowerTags (RT 153 600)
 - 262 144 PowerTags (RT 262 144)

6AV6381-2CA07-4AX0
6AV6381-2BC07-4AX0
6AV6381-2BD07-4AX0
6AV6381-2BE07-4AX0
6AV6381-2BH07-4AX0
6AV6381-2BF07-4AX0
6AV6381-2BJ07-4AX0
6AV6381-2BK07-4AX0
6AV6381-2BL07-4AX0

As download

- WinCC RT Client
- 128 PowerTags (RT 128)
- 512 PowerTags (RT 512)
- 2 048 PowerTags (RT 2 048)
- 8 192 PowerTags (RT 8 192)
- 65 536 PowerTags (RT 65 536)
- 102 400 PowerTags (RT 102 400)
- 153 600 PowerTags (RT 153 600)
- 262 144 PowerTags (RT 262 144)

6AV6381-2CA07-4AH0
6AV6381-2BC07-4AH0
6AV6381-2BD07-4AH0
6AV6381-2BE07-4AH0
6AV6381-2BH07-4AH0
6AV6381-2BF07-4AH0
6AV6381-2BJ07-4AH0
6AV6381-2BK07-4AH0
6AV6381-2BL07-4AH0

Complete packages on DVD

- Language versions:
en, de, fr, it, es;
with license for
- WinCC RC Client
 - 128 PowerTags (RC 128)
 - 512 PowerTags (RC 512)
 - 2 048 PowerTags (RC 2 048)
 - 8 192 PowerTags (RC 8 192)
 - 65 536 PowerTags (RC 65 536)
 - 102 400 PowerTags (RC 102 400)
 - 153 600 PowerTags (RC 153 600)
 - 262 144 PowerTags (RC 262 144)

6AV6381-2CB07-4AX0
6AV6381-2BM07-4AX0
6AV6381-2BN07-4AX0
6AV6381-2BP07-4AX0
6AV6381-2BS07-4AX0
6AV6381-2BQ07-4AX0
6AV6381-2BT07-4AX0
6AV6381-2BU07-4AX0
6AV6381-2BV07-4AX0

As download

- WinCC RC Client
- 128 PowerTags (RC 128)
- 512 PowerTags (RC 512)
- 2 048 PowerTags (RC 2 048)
- 8 192 PowerTags (RC 8 192)
- 65 536 PowerTags (RC 65 536)
- 102 400 PowerTags (RC 102 400)
- 153 600 PowerTags (RC 153 600)
- 262 144 PowerTags (RC 262 144)

6AV6381-2CB07-4AH0
6AV6381-2BM07-4AH0
6AV6381-2BN07-4AH0
6AV6381-2BP07-4AH0
6AV6381-2BS07-4AH0
6AV6381-2BQ07-4AH0
6AV6381-2BT07-4AH0
6AV6381-2BU07-4AH0
6AV6381-2BV07-4AH0

V7.4 SP1 ASIA

Runtime packages on DVD

- Incl. 512 archive tags each;
language/script versions:
en, zh-CN, zh-TW, ko, ja;
with license for
- WinCC RT Client
 - 128 PowerTags (RT 128)
 - 512 PowerTags (RT 512)
 - 2 048 PowerTags (RT 2 048)
 - 8 192 PowerTags (RT 8 192)
 - 65 536 PowerTags (RT 65 536)
 - 102 400 PowerTags (RT 102 400)
 - 153 600 PowerTags (RT 153 600)
 - 262 144 PowerTags (RT 262 144)

6AV6381-2CA07-4AV0
6AV6381-2BC07-4AV0
6AV6381-2BD07-4AV0
6AV6381-2BE07-4AV0
6AV6381-2BH07-4AV0
6AV6381-2BF07-4AV0
6AV6381-2BJ07-4AV0
6AV6381-2BK07-4AV0
6AV6381-2BL07-4AV0

Complete packages on DVD

- Language versions:
en, zh-CN, zh-TW, ko, ja;
with license for
- WinCC RC Client
 - 128 PowerTags (RC 128)
 - 512 PowerTags (RC 512)
 - 2 048 PowerTags (RC 2 048)
 - 8 192 PowerTags (RC 8 192)
 - 65 536 PowerTags (RC 65 536)
 - 102 400 PowerTags (RC 102 400)
 - 153 600 PowerTags (RC 153 600)
 - 262 144 PowerTags (RC 262 144)

6AV6381-2CB07-4AV0
6AV6381-2BM07-4AV0
6AV6381-2BN07-4AV0
6AV6381-2BP07-4AV0
6AV6381-2BS07-4AV0
6AV6381-2BQ07-4AV0
6AV6381-2BT07-4AV0
6AV6381-2BU07-4AV0
6AV6381-2BV07-4AV0

V7.4 SP1 Powerpacks

For upgrading from:

Runtime packages

- 128 to 512 PowerTags
- 512 to 2 048 PowerTags
- 2 048 to 8 192 PowerTags
- 8 192 to 65 536 PowerTags
- 65 536 to 102 400 PowerTags
- 102 400 to 153 600 PowerTags
- 153 600 to 262 144 PowerTags

6AV6371-2BD07-4AX0
6AV6371-2BG07-4AX0
6AV6371-2BM07-4AX0
6AV6371-2BN07-4AX0
6AV6371-2BP07-4AX0
6AV6371-2BQ07-4AX0
6AV6371-2BR07-4AX0

As download

- 128 to 512 PowerTags
- 512 to 2 048 PowerTags
- 2 048 to 8 192 PowerTags
- 8 192 to 65 536 PowerTags
- 65 536 to 102 400 PowerTags
- 102 400 to 153 600 PowerTags
- 153 600 to 262 144 PowerTags

6AV6371-2BD07-4AJ0
6AV6371-2BG07-4AJ0
6AV6371-2BM07-4AJ0
6AV6371-2BN07-4AJ0
6AV6371-2BP07-4AJ0
6AV6371-2BQ07-4AJ0
6AV6371-2BR07-4AJ0

Complete packages

- 128 to 512 PowerTags
- 512 to 2 048 PowerTags
- 2 048 to 8 192 PowerTags
- 8 192 to 65 536 PowerTags
- 65 536 to 102 400 PowerTags
- 102 400 to 153 600 PowerTags
- 153 600 to 262 144 PowerTags

6AV6371-2BD17-4AX0
6AV6371-2BG17-4AX0
6AV6371-2BM17-4AX0
6AV6371-2BN17-4AX0
6AV6371-2BP17-4AX0
6AV6371-2BQ17-4AX0
6AV6371-2BR17-4AX0

As download

- 128 to 512 PowerTags
- 512 to 2 048 PowerTags
- 2 048 to 8 192 PowerTags
- 8 192 to 65 536 PowerTags
- 65 536 to 102 400 PowerTags
- 102 400 to 153 600 PowerTags
- 153 600 to 262 144 PowerTags

6AV6371-2BD17-4AJ0
6AV6371-2BG17-4AJ0
6AV6371-2BM17-4AJ0
6AV6371-2BN17-4AJ0
6AV6371-2BP17-4AJ0
6AV6371-2BQ17-4AJ0
6AV6371-2BR17-4AJ0

Ordering data	Article No.	Article No.	
V7.4 SP1 archives <ul style="list-style-type: none"> • 1 500 archive tags (countable) • 5 000 archive tags (countable) • 10 000 archive tags (countable) • 30 000 archive tags (countable) <u>As download</u> <ul style="list-style-type: none"> • 1 500 archive tags (countable) • 5 000 archive tags (countable) • 10 000 archive tags (countable) • 30 000 archive tags (countable) 	6AV6371-1DQ17-4AX0 6AV6371-1DQ17-4BX0 6AV6371-1DQ17-4CX0 6AV6371-1DQ17-4EX0	SIMATIC WinCC V7.5 SP1 communication Communication via Industrial Ethernet / PROFIBUS CP 1612 A2 PCI card (32-bit) for connection of a PG/PC to Industrial Ethernet (10/100/1 000 Mbps) with RJ45 connection via SOFTNET S7 and SOFTNET PG.	6GK1161-2AA01
SIMATIC WinCC Upgrades/ Software Update Service SIMATIC WinCC V7.4 SP1 Upgrade ¹⁾ For upgrading the RT version <ul style="list-style-type: none"> • From V7.X to V7.4 SP1 • From V7.X ASIA to V7.4 SP1 ASIA ²⁾ <u>As download</u> <ul style="list-style-type: none"> • From V7.X to V7.4 SP1 	6AV6381-2AA07-4AX3 6AV6381-2AA07-4AV3	SOFTNET-IE S7 Version 15 Software for S7- and S5-compatible communication incl. OPC server, PG/OP communication and NCM PC; up to 64 connections; single license for one installation of runtime software, software and electronic manual on CD-ROM; license key on USB flash drive, Class A. For CP 1612 A2 English/German	6GK1704-1CW15-0AA0 6GK1704-1CW00-3AE0 6GK1704-1CW00-3AE1
For upgrading the RC version <ul style="list-style-type: none"> • From V7.X to V7.4 SP1 • From V7.X ASIA to V7.4 SP1 ASIA ²⁾ <u>As download</u> <ul style="list-style-type: none"> • From V7.X to V7.4 SP1 	6AV6381-2AB07-4AX3 6AV6381-2AB07-4AV3	<ul style="list-style-type: none"> • Single license for 1 installation • Upgrade package for SIMATIC NET Edition 2006 or higher • Upgrade package for SIMATIC NET V6.0, V6.1, V6.2 and Edition 2005 	
For upgrading the Client RT version <ul style="list-style-type: none"> • From V7.X to V7.4 SP1 • From V7.X ASIA to V7.4 SP1 ASIA <u>As download</u> <ul style="list-style-type: none"> • From V7.X to V7.4 SP1 	6AV6381-2CA07-4AX3 6AV6381-2CA07-4AV3	SOFTNET-IE S7 Lean Version 15 (license included in scope of supply of WinCC V7.4 SP1) Software for S7 and S5-compatible communication including OPC server, PG/OP communication and NCM PC; up to 8 connections; single license for one installation of runtime software, software and electronic manual on CD-ROM, license key on USB flash drive, Class A For CP 1612 A2, English/German	6GK1704-1LW15-0AA0 6GK1704-1LW00-3AE0 6GK1704-1LW00-3AE1
For upgrading the Client RC version <ul style="list-style-type: none"> • From V7.X to V7.4 SP1 • From V7.X ASIA to V7.4 SP1 ASIA <u>As download</u> <ul style="list-style-type: none"> • From V7.X to V7.4 SP1 	6AV6381-2CB07-4AX3 6AV6381-2CB07-4AV3	<ul style="list-style-type: none"> • Single license for 1 installation • Upgrade package for SIMATIC NET Edition 2006 or higher • Upgrade package for SIMATIC NET V6.0, V6.1, V6.2 and Edition 2005 	
SIMATIC WinCC Software Update Service (SUS) ^{3) 4) 5)} SIMATIC WinCC V7 Update Software Update Service for WinCC basic software and options:	6AV6381-1AA00-0AX5 6AV6381-1AA00-0BX5 6AV6381-1AA00-0CX5	CP 1623 PCI Express X1 card (32-bit) for connection of PG/PC to Industrial Ethernet (communications software must be ordered separately)	6GK1162-3AA00
<ul style="list-style-type: none"> • 1 license • 3 licenses • 10 licenses <u>As download</u> <ul style="list-style-type: none"> • 1 license • 3 licenses • 10 licenses 	6AV6381-1KA00-0AX5 6AV6381-1KA00-0BX5 6AV6381-1KA00-0CX5	CP 1628 PCI Express X1 card (32-bit) for connecting a PG/PC to Industrial Ethernet (communications software must be ordered separately)	6GK1162-8AA00
¹⁾ According to licensing provisions, 1 upgrade package must be ordered for each WinCC station ²⁾ Upgrading from V7.X RT/RC ASIA is carried out using the "respective non-ASIA package" ³⁾ The Software Update Service is valid for 1 year. The contract is automatically extended by 1 more year unless canceled 3 months prior to expiration. According to licensing provisions, 1 Software Update Service must be ordered for each WinCC station. ⁴⁾ Requires the current software version ⁵⁾ SUS is available as download		HARDNET-IE S7 V15 Software for S7- and S5-compatible communication incl. OPC server, PG/OP communication and NCM PC, single license for one installation of runtime software, software and electronic manual on CD-ROM, license key on USB flash drive, Class A for CP 1613 A2, CP 1623, CP 1628; English/German	6GK1716-1CB15-0AA0 6GK1716-1CB00-3AE0 6GK1716-1CB00-3AE1

HMI Software

SIMATIC WinCC V7

SIMATIC WinCC V7 basic software

Ordering data	Article No.	Article No.
<i>Communication via PROFIBUS</i>		
CP 5612 PCI card (32-bit) for connecting a PG/PC to PROFIBUS (communications software included in WinCC basic package)	6GK1561-2AA00	
CP 5622 PCI Express X1 card (32-bit) for connecting a PG/PC to PROFIBUS (communications software included in WinCC basic package)	6GK1562-2AA00	
CP 5711 USB adapter for connecting a PG/PC to PROFIBUS or MPI (communications software included in WinCC basic package)	6GK1571-1AA00	
CP 5613 A3 PCI card (32-bit) for connecting a PC to PROFIBUS (communications software must be ordered separately)	6GK1561-3AA02	
CP 5614 A3 PCI card (32-bit) for connecting a PC to PROFIBUS (communications software must be ordered separately)	6GK1561-4AA02	
CP 5623 PCI Express X1 card (32-bit) for connection of PG/PC to Industrial Ethernet (communications software must be ordered separately)	6GK1562-3AA00	
HARDNET PB S7		
Software for S7 communication incl. PG/OP communication, FDL, OPC server, runtime software, software and electronic manual on CD-ROM, license key on USB flash drive, Class A for CP 5613 A3, CP 5614 A3, CP 5623 English/German <ul style="list-style-type: none"> • Single license for 1 installation • Upgrade package for SIMATIC NET Edition 2006 or higher • Upgrade package for SIMATIC NET V6.0, V6.1, V6.2 and Edition 2005 	6GK1713-5CB15-0AA0 6GK1713-5CB00-3AE0 6GK1713-5CB00-3AE1	
HARDNET PB DP		
Software for DP protocol incl. PG/OP communication, FDL, DP OPC server, runtime software, software and electronic manual on CD-ROM, license key on USB flash drive, Class A, for CP 5613 A3, CP 5614 A3, CP 5623; English/German <ul style="list-style-type: none"> • Single license for 1 installation • Upgrade package for SIMATIC NET Edition 2006 or higher • Upgrade package for SIMATIC NET V6.0, V6.1, V6.2 and Edition 2005 	6GK1713-5DB15-0AA0 6GK1713-5DB00-3AE0 6GK1713-5DB00-3AE1	
<i>SIMATIC WinCC V7.4 SP1 communication</i>		
<i>Communication via Industrial Ethernet/PROFIBUS</i>		
CP 1612 A2 PCI card (32-bit) for connection of a PG/PC to Industrial Ethernet (10/100/1 000 Mbps) with RJ45 connection via SOFTNET S7 and SOFTNET PG. Windows 8, 1 and Windows 2012 Server are not supported.		6GK1161-2AA01
SOFTNET-IE S7 Version 14 SP1		
SOFTNET-IE S7 V14 software for S7, S5-comp. communication, OPC; PG/OP communication, configuration software, up to 64 conn.; floating license; runtime software, software and electr. manual; on DVD; license key on USB flash drive; Class A; 2 languages (en, de); for 32/64-bit: Windows 7 SP1 Prof./Ultimate, 64-bit; Windows 8.1Pro; Windows 10 Server 2008 R2 SP1, 2012 R2CP 1612 (no Win 8.1, Win 10 Server 2012, R2) <ul style="list-style-type: none"> • Single license for 1 installation • Upgrade package for SIMATIC NET Edition 2006 or higher • Upgrade package for SIMATIC NET V6.0, V6.1, V6.2 and Edition 2005 	6GK1704-1CW14-0AA0 6GK1704-1CW00-3AE0 6GK1704-1CW00-3AE1	
SOFTNET-IE S7 Lean Version 14 SP1 (license included in scope of supply of WinCC V7.4 SP1)		
SIMATIC NET SOFTNET-IE S7 LEAN V14; SW f. S7, S5-comp. comm., OPC PG/OP comm., config. SW, up to 8 conn. floating license; runtime software, SW and electr. manual on DVD; license key on USB flash drive; Class A; 2 languages (en, de); for 32/64-bit: Win 7 SP1 Prof/Ult, 64-bit: Win 8.1 PRO; Windows 10 Server 2008 R2 SP1, 2012 R2; CP 1612 (no Win 8.1, Win 10, Server 2012, R2) <ul style="list-style-type: none"> • Single license for 1 installation • Upgrade package for SIMATIC NET Edition 2006 or higher • Upgrade package for SIMATIC NET V6.0, V6.1, V6.2 and Edition 2005 	6GK1704-1LW14-0AA0 6GK1704-1LW00-3AE0 6GK1704-1LW00-3AE1	
CP 1623 PCI Express X1 card (32-bit) for connection of PG/PC to Industrial Ethernet (communications software must be ordered separately)		6GK1162-3AA00
CP 1628 PCI Express X1 card (32-bit) for connecting a PG/PC to Industrial Ethernet (communications software must be ordered separately)		6GK1162-8AA00

Ordering data	Article No.	Ordering data	Article No.
HARDNET IE S7 V13 SP2 Software for S7-compatible and S5-compatible communication incl. OPC server, PG/OP communication and NCM PC, single license for one installation of runtime software, software and electronic manual on CD-ROM, license key on USB flash drive, Class A for CP 1613 A2, CP 1623, CP 1628; English/German <ul style="list-style-type: none"> • Single license for 1 installation • Upgrade package for SIMATIC NET Edition 2006 or higher • Upgrade package for SIMATIC NET V6.0, V6.1, V6.2 and Edition 2005 	6GK1716-1CB13-0AA0 6GK1716-1CB00-3AE0 6GK1716-1CB00-3AE1	HARDNET PB S7 V8.2 SP1 Software for S7 communication incl. PG/OP communication, FDL, OPC server, runtime software, software and electronic manual on CD-ROM, license key on USB flash drive, Class A for CP 5613 A3, CP 5614 A3, CP 5623 English/German <ul style="list-style-type: none"> • Single license for 1 installation • Upgrade package for SIMATIC NET Edition 2006 or higher • Upgrade package for SIMATIC NET V6.0, V6.1, V6.2 and Edition 2005 	6GK1713-5CB08-2AA0 6GK1713-5CB00-3AE0 6GK1713-5CB00-3AE1
Communication via PROFIBUS		HARDNET PB S7 V13 SP2 Software for S7 communication incl. PG/OP communication, FDL, OPC server, runtime software, software and electronic manual on CD-ROM, license key on USB flash drive, Class A for CP 5613 A3, CP 5614 A3, CP 5623 English/German <ul style="list-style-type: none"> • Single license for 1 installation • Upgrade package for SIMATIC NET Edition 2006 or higher • Upgrade package for SIMATIC NET V6.0, V6.1, V6.2 and Edition 2005 	6GK1713-5CB13-0AA0 6GK1713-5CB00-3AE0 6GK1713-5CB00-3AE1
CP 5612 PCI card (32-bit) for connecting a PG/PC to PROFIBUS (communications software included in WinCC basic package)	6GK1561-2AA00		
CP 5622 PCI Express X1 card (32-bit) for connecting a PG/PC to PROFIBUS (communications software included in WinCC basic package)	6GK1562-2AA00		
CP 5711 USB adapter for connecting a PG/PC to PROFIBUS or MPI (communications software included in WinCC basic package)	6GK1571-1AA00		
CP 5613 A3 PCI card (32-bit) for connecting a PC to PROFIBUS (communications software must be ordered separately)	6GK1561-3AA02		
CP 5614 A3 PCI card (32-bit) for connecting a PC to PROFIBUS (communications software must be ordered separately)	6GK1561-4AA02		
CP 5623 PCI Express X1 card (32-bit) for connection of PG/PC to Industrial Ethernet (communications software must be ordered separately)	6GK1562-3AA00		
		HARDNET PB DP V13 SP2 Software for DP protocol incl. PG/OP communication, FDL, DP OPC server runtime software, software and electronic manual on CD-ROM, license key on USB flash drive, Class A, for CP 5613 A3, CP 5614 A3, CP 5623; English/German <ul style="list-style-type: none"> • Single license for 1 installation • Upgrade package for SIMATIC NET Edition 2006 or higher • Upgrade package for SIMATIC NET V6.0, V6.1, V6.2 and Edition 2005 	6GK1713-5DB13-0AA0 6GK1713-5DB00-3AE0 6GK1713-5DB00-3AE1
		FMS 5613 V7.1 SP6 (Edition 2008 + SP6) Software for FMS protocol incl. PG/OP communication, FDL, OPC server, runtime software, software and electronic manual on CD-ROM, license key on USB flash drive, Class A, for CP 5613 A2, CP 5614 A2, CP 5623; English/German <ul style="list-style-type: none"> • Single license for 1 installation • Upgrade package for SIMATIC NET Edition 2006 or higher 	6GK1713-5FB71-3AA0 6GK1713-5FB00-3AE0

HMI Software

SIMATIC WinCC V7

SIMATIC WinCC V7 basic software

More information

WinCC language versions

SIMATIC WinCC is also offered in simplified Chinese, traditional Chinese, Korean and Japanese especially for Asian markets. These WinCC versions are intended for machine manufacturers, plant constructors and exporters who supply the regions of China, Taiwan, Korea and Japan.

WinCC ASIA includes all familiar WinCC functions and offers in addition the configuration user interface in the respective national language and English. The online help is available in simplified Chinese, traditional Chinese, Korean, Japanese and English. A Chinese, Korean, Japanese or multilingual Windows operating system is required for operation.

The runtime licenses are language-neutral. The English handling program (Automation License Manager – ALM) is executable under the Chinese, Korean and Japanese Windows versions.

In order to use the Asian languages in WinCC, an Asia hardware dongle is required.

Additional information is available on the Internet at:

<http://www.siemens.com/wincc-v7>

IPC packages

There are attractive packages available with SIMATIC Rack PCs (IPC347, IPC547, IPC647, IPC847), SIMATIC Box PCs (IPC227, IPC427, IPC627, IPC827) and SIMATIC Panel PCs (IPC277, IPC477, IPC677) for a completely matched software and hardware package. These IPCs can be configured in different ways for use as single station, server or client.

<http://www.siemens.com/scada-ipc>

Downloads:

In most cases, the products can also be obtained as software downloads.

You can find more information on the Software Update Service, license forms, Online Software Delivery and handling your SW licenses with the Automation License Manager here:

<http://www.siemens.com/simatic-licenses>

Overview



The universal WinCC basic software is the basis for modular expansions. These functional expansions can be obtained in the form of WinCC options and as WinCC Premium add-ons.

WinCC options are created by WinCC Development and are Siemens Industry Automation products. You can obtain support from our Advisory Services and via the central hotline.

Options for scalable plant configurations

- WinCC/Server
For configuring a powerful client/server system
- WinCC/Redundancy
For increasing system availability through redundancy
- WinCC Web Navigator
For operator control and monitoring of plants via the Internet, in-house intranet or LAN
- WinCC WebUX
For operator control and monitoring of plants, independent of platforms and browsers, via the Internet, in-house intranet or LAN
- SIMATIC Process Historian
Central, scalable long-term archive for the whole plant
- SIMATIC TeleControl
For connecting outlying stations (remote terminal units = RTUs) via telecontrol protocols in a WinCC SCADA system

Options for greater efficiency in operations management

- WinCC/User Archives
For managing data records in user archives
- WinCC/DataMonitor
For displaying and evaluating current process states and historical data on office PCs with standard tools
- WinCC/Performance Monitor
For analysis and optimization of production on the basis of individual performance indicators
- WinCC/SES (Sequence Execution System)
Scalable step sequence control for sequence-based processes
- WinCC/Audit
 - Change management
 - Generation of audit trails for engineering and runtime
- WinCC/Calendar Scheduler
Calendar-based planning of events
- WinCC/ChangeControl
 - Change and version management
 - Generation of audit trails for engineering
- WinCC/Event Notifier
For sending of notifications triggered by specific events in the WinCC message system
- SIMATIC Information Server
Web-based, integrated reporting from production to management, based on archived data

Options for openness and individual system expansions

- WinCC/Connectivity Pack
Access to WinCC logs via OPC HDA, OPC A&E, OPC XML Server, OPC UA Server/Client and WinCC OLE DB/OLE DB
- WinCC/Connectivity Station
Gateway to WinCC server data via OPC HDA, OPC A&E, OPC XML server, OPC UA Server/Client, and WinCC OLE DB/OLE DB from independent computers
- WinCC IndustrialDataBridge
Configurable connection to databases and IT systems
- WinCC/ODK (Open Development Kit)
For the use of open programming interfaces and the generation of customer-specific WinCC ActiveX objects

More information**SIMATIC WinCC Options**

<http://www.siemens.com/simatic-wincc-options>

HMI Software

SIMATIC WinCC V7

SIMATIC WinCC V7 options

SIMATIC TeleControl

Overview

SIMATIC TeleControl

SIMATIC TeleControl for WinCC supports connection to outlying stations (Remote Terminal Units = RTUs) via telecontrol protocols.

- SIMATIC TeleControl V7.4 has been released for use with WinCC V7.4.
- For compatibility with WinCC 7.4 SP1, use TeleControl V7.4 update 1
- SIMATIC TeleControl V7.4 supports the combination with WinCC as a Windows service

Licenses

- SIMATIC TeleControl for WinCC consists of an engineering and a runtime component
- The engineering software is supplied with a floating license. The floating license allows installation of the software on any number of computers. This means one user per license can use the software independently of the computer used or a specific workstation.
- The runtime software is supplied as a single license for one server and allows a specific number of stations to be connected depending on the license.

You can find more information on the Software Update Service, license types, online software delivery and handling your SW licenses with the Automation License Manager here:

<http://www.siemens.com/simatic-licenses>

Benefits

SIMATIC TeleControl for WinCC V7.4 can not only integrate newly configured RTUs, but it can also integrate units which already exist in outlying areas by means of DNP3 or IEC 870-5-101/104 drivers. For communication with the outstations, SIMATIC TeleControl for WinCC V7.4 uses the SINAUT ST7 and DNP3 protocols (both via serial and TCP/IP communication connections) as well as IEC 870-5-101 (serial) and IEC 870-5-104 (Ethernet TCP/IP).

The serial RTU link is possible via the following components, which can be connected directly via WinCC (single station or server):

- SINAUT TIM communication modules (SINAUT ST7 telecontrol protocol)
- TCP/IP serial converter (telecontrol protocols DNP3, IEC 870-5-101)

Equipment from MOXA or Lantronix, for example, can be used as TCP/IP serial converters.

By means of Ethernet TCP/IP, the RTUs can be connected directly or via TCP/IP WAN routers to the SIMATIC WinCC system bus (SINAUT ST7, DNP3, IEC 870-5-104 telecontrol protocols). When using the SINAUT ST7 telecontrol protocol, the SINAUT TIM communication module can be used in addition to the TCP/IP WAN router or as an alternative.

Application

Telecontrol communication over the wide area network is largely determined by the communication infrastructure which already exists. Various transmission media such as dedicated line, analog or digital telephone networks, wireless networks (GSM or private), DSL or GPRS can also be combined with each other.

SINAUT ST7 telecontrol protocol

Detailed information for implementing telecontrol applications with the SINAUT ST 7 telecontrol protocol via the Industry Mall.

IEC 60870-5-101/104 telecontrol protocols

More detailed information for implementing telecontrol applications with the IEC 60870-5-101/104 telecontrol protocols via the Industry Mall.

DNP3 telecontrol protocol

SIMATIC TeleControl for WinCC V7.4 also supports the DNP3 telecontrol protocol. Widely distributed outstations (RTUs) can be controlled and monitored with the DNP3 telecontrol protocol via serial or Ethernet TCP/IP communication links by means of the telecontrol center in SIMATIC WinCC.

The control center integrated with SIMATIC TeleControl into the SCADA system is the master during telecontrol communication. The slaves are represented by the remote stations. SIMATIC S7-1200, SIMATIC S7-1500, SIMATIC Distributed Controllers ET 200SP, SIMATIC S7-300/S7-300F and S7-400/S7-400F/S7-400H/S7-400FH controllers as well as RTU3000C and third-party RTUs can be used as remote stations.

Further hardware and software components round off the range of products:

- TIM communication modules
- TCP/IP converters – serial and MD modem modules
- Mobile radio components (GSM/GPRS)
- TCP/IP routers and switches
- SCALANCE S security modules
- Dedicated line accessories
- Cables
- Engineering package for configuration of DNP3 data objects, stations, networks and connections as well as for diagnostics

In order to implement telecontrol networks, basic topologies including point-to-point, multi-point, star and ring can be configured using classic or TCP/IP-based media. These can be combined flexibly depending on the existing infrastructure.

Classic WAN media:

- Dedicated line via modem, e.g. SINAUT MD2
- Private radio networks
- Analog telephone network
- Digital ISDN network
- GSM, UMTS, LTE mobile network

TCP/IP-based WAN media:

- Ethernet networks, e.g. SCALANCE X with fiber-optic cables
- Industrial Wireless LAN with SCALANCE W
- Public networks and the Internet using DSL and/or GPRS

Function

Special characteristics of DNP3 communication

- Change-driven data transmission
 - Change-driven transmission of process data between RTU and control center
 - Signaling of RTU, control center or connection failure
 - Automatic data updating for all communication partners involved following troubleshooting and following the startup of the RTU or control center
- Chronological processing of process data
 - Time tagging of all data frames at the place of origin allows process data to be archived by the process control system in the correct chronological order
 - The time of the DNP3 stations in the WAN can be synchronized via SIMATIC WinCC (including summertime/wintertime switchover)
- Local data storage
 - The TIM communication module can temporarily store (for several hours or even days) message frames should the connection or the communication partner fail
 - Intermediate storage of message frames of lower priority in the case of priority-controlled data transmission (with dial-up networks or quantity-dependent data transmission costs)

Operating modes

The DNP3 telecontrol protocol supports the following operating modes:

- Polling
- Polling with time slot procedure
- Multi-master polling with time slot procedure
- Spontaneous mode in dial-up networks
- Spontaneous mode in the TCP/IP-based WAN

Integration

Integration of SIMATIC WinCC/TeleControl for WinCC V7.4 into the WinCC SCADA system offers particular advantages for the sectors water/wastewater, as well as oil and gas, especially in the case of the following types of plant:

- Freshwater treatment and distribution
- Wastewater treatment plants
- Oil and gas pipelines and water pipes
- Oil and gas drilling fields and the associated treatment plants

In these types of plant, remote outstations such as pumping stations, valve stations or automated stations for wellheads must be integrated.

Through the support of communication protocols for RTUs such as SINAUT ST7, SIMATIC WinCC/TeleControl for WinCC V7.4 supports the following advanced communication concepts:

- Reduction in the transferred data volume by means of event-controlled communication mechanisms for alarm and measured value information.
- Time synchronization of RTUs and correct time stamping of all data in the RTU.
- Tolerance of lower bandwidth, high latency or lack of reliability of communication lines
- Prevention of data loss due to communications failure through data backup in the RTU
- Support of communication media with serial interface (dedicated lines, dial-up connections over analog telephone lines and ISDN lines), various radio devices (standard, spread spectrum modulation), microwave and GSM
- Support for TCP/IP-based WANs (Wide Area Networks) such as DSL, GPRS or Ethernet radio networks
- Support for redundant communication connections
- Expanded communication diagnostics functions for RTU communication links
- Remote programming of RTUs
- Support for different communication topologies – Point-to-point, multidrop (multistation mode) and hierarchic network structures
- High quality server redundancy scheme without data loss in the case of server failure

Through the support of communication protocols for RTUs such as IEC 60870-5 and DNP3, SIMATIC WinCC/TeleControl for WinCC V7.4 supports the following advanced communication concepts:

- Reduction in the transferred data volume by means of event-controlled communication mechanisms for alarm and measured value information.
- Time synchronization of RTUs and correct time stamping of all data in the RTU.
- Tolerance of lower bandwidth, high latency or lack of reliability of communication lines
- Prevention of data loss due to communications failure through data backup in the RTU (not all non-Siemens RTUs support this)
- Support of communication media with serial interface (dedicated lines, dial-up connections over analog telephone lines and ISDN lines), various radio devices (standard, spread spectrum modulation), microwave and GSM
- Support for TCP/IP-based WANs (Wide Area Networks) such as DSL, GPRS or Ethernet radio networks
- Support for redundant communication connections
- Expanded communication diagnostics functions for RTU communication links
- Remote programming of RTUs
- Support for different communication topologies – Point-to-point, multidrop (multistation mode) and hierarchic network structures
- High quality server redundancy scheme without data loss in the case of server failure

Integration (continued)**Outstations/remote terminal units**

SIMATIC WinCC/TeleControl for WinCC V7.4 supports the following preferred outstations for local distributed automation:

- Controller integrated into ET 200S (IEC 870-5-101/104 telecontrol protocols); for cost-sensitive applications, up to approx. 30 I/O signals or approx. 200 data points
- Controller integrated into RTU3030C (DNP3, IEC 60870-5-104 telecontrol protocols); for very compact and energy-saving applications, up to approx. 16 I/O signals or approx. 150 data points
- S7-1200/S7-1200F controller (DNP3, IEC 60870-5-104 telecontrol protocols); up to 150 I/O signals or approx. 2 000 data points
- S7-1500 controller (IEC 60870-5-101/104 telecontrol protocols); up to 250 I/O signals or approx. 4 000 data points
- S7-300/S7-300F controller (SINAUT ST7, DNP3, IEC 60870-5-101/104 telecontrol protocols); for extremely flexible configuration, up to 100 I/O signals or approx. 2 000 data points
- S7-400/S7-400F controller (SINAUT ST7, DNP3, IEC 60870-5-101/104 telecontrol protocols); up to 500 I/O signals or approx. 5 000 data points
- Redundant S7-400H/S7-400FH controller (DNP3 and IEC 60870-5-101/104 telecontrol protocols); up to 500 I/O signals or approx. 5 000 data points
- Third-party station with the IEC 60870-5-101/104 and DNP3 telecontrol protocols (depending on type of station)
- ET 200SP / ET 200SP F Distributed Controllers (telecontrol protocols DNP3, IEC 60870-5-104); extremely flexible configuration options; number of I/O signals / data points depend of the CPU type

The following table provides an overview of the current options for connecting to these outstations:

Spectrum of outstations and integration versions

Telecontrol protocol		SINAUT ST 7		DNP3		IEC 60870-5-101	IEC 60870-5-104
Type of communication		Serial	Ethernet TCP/IP	Serial	Ethernet TCP/IP	Serial	Ethernet TCP/IP
Interface		TIM 4R-IE	TCP/IP WAN router or/and TIM 4R-IE	TCP/IP serial converter	TCP/IP WAN router	TCP/IP serial converter	TCP/IP WAN router
RTU/ interface	ET 200S with integr. CPU (corresponds to S7-314)	-	-	-	-	IM 151-7 CPU or IM 151-8 PN/DP CPU as well as 1 SI module + SIPLUS RIC library	IM 151-8 PN/DP CPU + SIPLUS RIC library
	S7-1200/S7-1200F	-	CP 1243-8 IRC	-	CP 1243-1	-	CP 1243 – 1 IEC
	ET 200SP with integr. CPU CPU1510SP(F)-1PN CPU1512SP(F)-1PN	-	CP 1542SP-1 IRC	-	CP 1542SP-1 IRC	-	CP 1542SP-1 IRC
	S7-1500	TIM 1531 IRC	TIM 1531 IRC	-	-	CM PtP + SIPLUS RIC Library	SIPLUS RIC Library
	RTU3000C	-	UMTS modem integrated or external WAN router	-	UMTS modem integrated or external WAN router	-	UMTS modem integrated or external WAN router
	S7-300/S7-300F	TIM 3V-IE	TIM 3V-IE	TIM 3V-IE DNP3	TIM 3V-IE DNP3	CP 341 + SIPLUS RIC library	CP 343 + IEC on S7 or integr. PN interface + SIPLUS RIC Library
	S7-400/S7-400F	TIM 4R-IE	TIM 4R-IE	TIM 4R-IE DNP3	TIM 4R-IE DNP3	CP 441 + SIPLUS RIC library	CP 443 + SIPLUS RIC library or integrated PN interface + SIPLUS RIC library
	S7-400H/S7-400FH	-	-	TIM 4R-IE DNP3	TIM 4R-IE DNP3	ET 200M + 2 x CP 341 + SIPLUS RIC library	CP 443 + SIPLUS RIC library
Third-party station		-	-	Depends on type of station		Depends on type of station	
Dial-up lines		•	-	•	-	-	-
Dedicated line and radio networks		•	•	•	•	•	•
Master/slave		•	•	•	•	•	•
Peer-to-peer		•	•	-	-	•	•
Mesh networks		•	•	•	•	•	•
Time tagging in RTU		•	•	•	•	•	•
RTU time synchronization		•	•	•	•	•	•
Data buffering in RTU		•	•	•	•	•	•
Routing with SIMATIC PDM		•	•	-	-	-	•
International standard		-	-	•	•	•	•

Ordering data	Article No.	Article No.	
<p><i>SIMATIC TeleControl for WinCC</i></p> <p>SIMATIC TeleControl 7.4 for WinCC Basic Engineering Software package with SIMATIC Telecontrol for WinCC 7.4 engineering software, floating license for 1 user; runs with Windows 7 Ultimate and Enterprise 32/64-bit, Windows 10 LTSB 2015 (64-bit), Windows Server 2008 R2 Standard 64-bit or Windows Server 2012 R2 Standard 64-bit, electronic documentation on CD/DVD, two languages (English, German) <u>Type of delivery:</u> License key memory stick, certificate of license including terms and conditions, SIMATIC WinCC Data Medium Package V7.4 and CD "WinCC TeleControl Option V7.4"</p>	6DL5000-7AA47-0XA5	<p><i>Upgrades</i></p> <p>SIMATIC TeleControl for WinCC, upgrade V7.0 to V7.4 Upgrade package; single license for 1 installation, E-SW and documentation on DVD; license key on USB flash drive, Class A; two languages (English, German). Executable under Windows 7 Ult/Server 2008 R2/Server 2012 R2</p>	6DL5002-7AA47-0XE0
<p>SIMATIC TeleControl V7.4 for WinCC Server Runtime Software package with SIMATIC Telecontrol for WinCC 7.4 engineering software, single license for 1 user; runs with Windows 7 Ultimate and Enterprise 32/64-bit, Windows 10 LTSB 2015 (64-bit), Windows Server 2008 R2 Standard 64-bit or Windows Server 2012 R2 Standard 64-bit, electronic documentation on CD/DVD, two languages (English, German) <u>Type of delivery:</u> License key memory stick, certificate of license including terms and conditions, SIMATIC WinCC Data Medium Package V7.4 and CD "WinCC TeleControl Option V7.4"</p> <ul style="list-style-type: none"> • 6 stations • 12 stations • 256 stations • unlimited 	6DL5002-7AA47-0XA0 6DL5002-7AB47-0XA0 6DL5002-7AE47-0XA0 6DL5002-7AF47-0XA0	<p><i>Driver software for telecontrol protocols</i></p> <p>TeleControl SINAUT driver Runtime license for a WinCC stand-alone system or WinCC Server, single license for 1 installation. <u>Requirement:</u> SIMATIC TeleControl 7.4 software for WinCC Server Runtime (6, 12, 256 stations) <u>Type of delivery:</u> License key memory stick, certificate of license including terms and conditions</p>	6DL5101-8AX00-0XB0
		<p>TeleControl DNP3 driver Runtime license for a WinCC stand-alone system or WinCC Server, single license for 1 installation. <u>Requirement:</u> SIMATIC TeleControl 7.4 software for WinCC Server Runtime (6, 12, 256 stations) <u>Type of delivery:</u> License key memory stick, certificate of license including terms and conditions</p>	6DL5101-8EX00-0XB0
		<p>TeleControl IEC 870-5-101/-104 driver Runtime license for one WinCC Single Station or one WinCC Server, single license for 1 installation <u>Requirement:</u> SIMATIC TeleControl 7.4 software for WinCC Server Runtime (6, 12, 256 stations) <u>Type of delivery:</u> License key memory stick, certificate of license including terms and conditions</p>	6DL5101-8CX00-0XB0

For an overview of the complete performance range on the Internet, visit:

Service & Support:

Germany:

<https://support.industry.siemens.com/cs/?lc=de-DE>

International:

<https://support.industry.siemens.com/cs/?lc=en-DE>

Technical Support (Hotline):

Germany:

<https://support.industry.siemens.com/My/ww/de/requests>

International:

<https://support.industry.siemens.com/My/ww/en/requests>

More information on telecontrol (RTUs):

Germany:

<http://www.siemens.de/telecontrol>

International:

<http://www.siemens.com/telecontrol>

HMI Software

SIMATIC WinCC V7

SIMATIC WinCC V7 options

WinCC/Audit & WinCC/ChangeControl

Overview

WinCC/Audit & WinCC/ChangeControl

- **WinCC/ChangeControl** is used to **trace engineering changes** in a tamper-proof long-term audit trail database, called the audit trail for short. All engineering changes are automatically recorded in the audit trail. This provides a traceable record of every change that has been made, as well as enabling the causes to be deduced and the system downtimes to be minimized.
To begin tracing at a defined project status, a project version definition is provided that contains all data and files of a WinCC project version. The project version definition naturally provides the ability to reactivate earlier project versions. Document management is also provided, which manages and archives intermediate statuses for system graphics, reports or user files and stores change information of the user. The audit viewer with helpful filter functions enables the audit trail to be quickly and easily evaluated, exported or even printed out.
- **WinCC/Audit** includes the full functionality of **WinCC/ChangeControl** and is also used for **tracing all operations**.
All operations are automatically recorded in the audit trail at RT.
- The WinCC/Audit or WinCC/ChangeControl options and SIMATIC Logon support users in the validation of their plants and meet the requirements according to FDA CFR 21 Part 11.

Licenses

WinCC Audit complete licenses include the runtime and configuration licenses (RC).

Licensing applies to one engineering station (configuration) and one operating station (runtime) for which an audit trail is to be generated.

An RC license also always includes a runtime (RT) license. Only one RT license is required for each additional operating station with audit trail.

Benefits

- Quick and easy traceability configuration
- Gap-free and automated recording of engineering changes and operator actions in an audit trail
- Reduction in plant downtimes thanks to fast analysis of the gap-free recorded audit trail information
- Logging of defined WinCC project status with all database information and files of the application
- Gap-free documentation of the project version definition procedures with version number, user and comments
- Complete tracing support by WinCC single and multi-station systems, single and multi-project solutions, Client/Server architecture
- Extensive reduction in engineering outlay in order to meet the requirements of FDA 21 CFR Part11 & EU 178/2002
- Compliance with the requirements of the Food and Drug Administration (FDA) for the food, beverages and tobacco industries

Design

WinCC/ChangeControl and WinCC/Audit consist of five components:

- The audit editor for configuration the audit trail content
- The project version definition for logging WinCC projects
- Document management for automatic archiving and versioning of WinCC plant mimics, scripts, reports, and project-specific documents, and the recording of the associated change information
- The audit viewer for visualizing, exporting and printing WinCC and WinCC flexible audit trails. The viewer is available as an executable program under Windows, as well as OCX with WinCC Runtime.
- The audit trail, which tracks all changes in respect of both engineering and plant operation in a separate SQL database. The audit trail can be set up as a central audit trail for a number of projects or even just for a single project.

WinCC/ChangeControl and WinCC/Audit support both single-user and multi-user systems, client/server architectures and even the WinCC redundancy system. No redundant audit trail is created however.

Function**WinCC/ChangeControl**

WinCC/ChangeControl is a functional subset of WinCC/Audit. WinCC/ChangeControl is for tracing engineering changes in the engineering phase or in online operation. All change data is recorded in an audit trail.

There are two types of engineering changes:

- those that change the WinCC database or are executed through the WinCC Explorer, such as e.g. changes to tag management or creating a user group,

and those

- limited to changing files, the so-called document management.

The document management manages system images, scripts and log layouts and customer-specific documents and stores respective intermediate versions as backups. All of these documents or files are subject to a change process, i.e. documents can be booked out for processing, booked in for finalization and intermediate versions can be retrieved from backup storage with a rollback function.

The project version definition as a component of WinCC/ChangeControl archives WinCC projects and creates reproducible project statuses or defined start-time points for starting tracing. An audit trail is also provided with information on who has created which project version or which version has been reproduced or deleted.

Configuring the audit trail, the project version definition and the document management is simple, quick and comfortable.

The audit trail data is visualized from WinCC, as well as from WinCC flexible via the audit viewer, an executable program under Windows. The data can also be evaluated with the audit viewer OCX in Runtime by WinCC however. Users select the desired view of the audit trail information via filters or selection criteria and can export the data to an Excel file or print it on a printer. Audit trail information is tamper-proof and can thus not be modified or deleted. An export function can be used to swap out the audit trail to an XML file or to archive it.

WinCC/Audit

WinCC/Audit has all of the functionality of WinCC/ChangeControl and is also used for tracing user operations in RT operation. Tracing can be used for determining who, when and what conditions the machine has undergone. In addition to recording operator activities, the audit trail also records the starting and modifying of recipes or user logs. In addition, the user can perform activities of an individual nature at specific objects or events, such as pressing a function button, moving sliders and other actions, while using a so-called audit entry function to record these activities in the audit trail.

A WinCC/ChangeControl RC license or a WinCC/Audit RC license is required for configuring the audit trail. One RT license is required for each station (client/server) to be monitored. One RC license always includes one RT license.

Ordering data**Article No.**WinCC/ChangeControl**For the configuration of the audit trail incl. RT**

- WinCC V7.5 SP1
- WinCC V7.4 SP1

6AV6371-1DV27-5AX0
6AV6371-1DV27-4AX0

As download

- WinCC V7.5 SP1
- WinCC V7.4 SP1

6AV6371-1HV27-5AX0
6AV6371-1HV27-4AX0

WinCC/Audit**WinCC/Audit RC**

For the configuration of the audit trail incl. RT

- WinCC V7.5 SP1
- WinCC V7.4 SP1

6AV6371-1DV17-5AX0
6AV6371-1DV17-4AX0

As download

- WinCC V7.5 SP1
- WinCC V7.4 SP1

6AV6371-1HV17-5AX0
6AV6371-1HV17-4AX0

WinCC/Audit RT

Creation of audit trails in RT

- WinCC V7.5 SP1
- WinCC V7.4 SP1

6AV6371-1DV07-5AX0
6AV6371-1DV07-4AX0

As download

- WinCC V7.5 SP1
- WinCC V7.4 SP1

6AV6371-1HV07-5AX0
6AV6371-1HV07-4AX0

Upgrades**V7.4 to V7.5 SP1**

- For WinCC/Audit RT
- For WinCC/Audit RC or WinCC/ChangeControl

6AV6371-1DV07-5BX4
6AV6371-1DV17-5BX4

As download

- WinCC/Audit RT
- For WinCC/Audit RC or WinCC/ChangeControl

6AV6371-1KV07-5BX4
6AV6371-1KV17-5BX4

V7.2/7.3 to V7.5 SP1

- For WinCC/Audit RT
- For WinCC/Audit RC or WinCC/ChangeControl

6AV6371-1DV07-5BX3
6AV6371-1DV17-5BX3

As download

- WinCC/Audit RT
- For WinCC/Audit RC or WinCC/ChangeControl

6AV6371-1KV07-5BX3
6AV6371-1KV17-5BX3

V7.x to V7.4 SP1

- For WinCC/Audit RT
- For WinCC/Audit RC or WinCC/ChangeControl

6AV6371-1DV07-4BX3
6AV6371-1DV17-4BX3

As download

- WinCC/Audit RT
- For WinCC/Audit RC or WinCC/ChangeControl

6AV6371-1KV07-4BX3
6AV6371-1KV17-4BX3

Additional information is available on the Internet at:

<http://www.siemens.com/wincc-audit>

Information on the declarations of conformity for SIMATIC WinCC can be found at:

<https://new.siemens.com/global/en/markets/pharma-industry/good-manufacturing-practice.html>

HMI Software

SIMATIC WinCC V7

SIMATIC WinCC V7 options

WinCC/Calendar Scheduler

Overview

WinCC/Calendar Scheduler

- Option for SIMATIC WinCC for managing events in a calendar.
- Setting WinCC variables or starting global scripts at defined times.

Licenses

- WinCC/Calendar Scheduler comprises engineering and runtime software, with licensing either on the WinCC server or single-user system
- A common "Upgrade for WinCC Calendar options" software package is used to upgrade to a new version.

Benefits

- Simple operation, configuration and planning of events thanks to handling in the style of Microsoft Office Calendar
- Simple configuration of the actions by parameterization (execution of WinCC scripts or writing of WinCC tags at certain times)
- Configuration of recurring events taking account of configurable public holidays, vacation periods, and maintenance periods
- Secure operation of the plant taking account of different authentication levels
- Clear representation of events at runtime by means of Calendar Runtime Control
- Flexible use in all typical WinCC plant configurations client/server, redundant systems, WebNavigator

Function

With the WinCC Calendar Scheduler, events and their associated actions can be configured in a user-friendly and clear way in an editor in WinCC Explorer.

The events are represented in a calendar. The period represented can be freely selected. Recurring events can be defined as serial events with any desired exceptions.

The events are displayed in a .Net control. The Calendar Scheduler is easy and intuitive to operate and supports drag & drop during configuration and runtime.

Ordering data

Article No.

WinCC/Calendar Scheduler

- WinCC V7.5 SP1
- WinCC V7.4 ¹⁾

6AV6372-1DC07-5AX0
6AV6372-1DC07-4AX0

As download

- WinCC V7.5 SP1
- WinCC V7.4 ¹⁾

6AV6372-1HC07-5AX0
6AV6372-1HC07-4AX0

Upgrade

- V7.4 -> V7.5 SP1
- V7.2/7.3 -> V7.5 SP1
- V7.x -> V7.4 ¹⁾

6AV6372-1DC07-5AX4
6AV6372-1DC07-5AX3
6AV6372-1DC07-4AX3

As download

- V7.4 -> V7.5 SP1
- V7.2/7.3 -> V7.5 SP1
- V7.x -> V7.4 ¹⁾

6AV6372-1KC07-5AX4
6AV6372-1KC07-5AX3
6AV6372-1KC07-4AX3

¹⁾ Also compatible with WinCC V7.4 SP1, except Windows Server 2016.

More information

You can find more information at:

<http://www.siemens.com/wincc-calendar-options>

Overview

WinCC/Connectivity Pack & WinCC Connectivity Station

Cross-vendor communication in the automation sector has always been of primary importance for WinCC. This is even more true for the release of preprocessed production data for higher-level information systems (e.g. MES = Management Execution System, ERP = Enterprise Resource Planning or Office packages = MS Excel, MS Access, etc.). WinCC features integrated OPC Data Access and OPC XML DA servers for access to all online values in the system and makes open interfaces available for access to historical WinCC data.

- The Connectivity Pack includes OPC XML DA 1.00, OPC HDA 1.20 (Historical Data Access), OPC A&E 1.10 (Alarm & Events) as well as a WinCC OLE DB interface, which also gives remote computers without installed WinCC access to WinCC archive and alarm data.
- The function of the OPC servers (XML DA, HDA and A&E) and the OPC UA servers (DA, HDA, AC) is assured by the WinCC/Connectivity Pack. In order to access data in the database via WinCC OLE DB/OLE DB, you will also need a license for the WinCC/Connectivity Pack.

Licensing

- A Connectivity Pack license is required for each WinCC system to be accessed.
- When using the Connectivity Station it is not necessary to install additional Connectivity Pack licenses on the WinCC systems being accessed.
- The "WinCC Connectivity Station" license is required in order to utilize the OPC interfaces of the Connectivity Station on a computer without the WinCC software.
- For sole use of the OPC interfaces of a WinCC installation, only the Connectivity Pack license is required.

The following table shows the rules:

	New: WinCC-independent installation at Connectivity Station	Conventional installation: OPC with WinCC
OPC DA	"WinCC Connectivity Station" license	No license required
OPC HDA	"WinCC Connectivity Station" license	"WinCC Connectivity Pack" license
OPC A&E	"WinCC Connectivity Station" license	"WinCC Connectivity Pack" license
OPC UA DA		"WinCC OPC UA HDA / AC Connectivity Pack" license

The Connectivity Station is planned over NCM PC Manager or SIMATIC Manager. In versions 7.0 and higher, the Connectivity Station does not run as a service.

You can find more information on the Software Update Service, license types, online software delivery and handling your SW licenses with the Automation License Manager here:
<http://www.siemens.com/simatic-licenses>

Benefits

- Access to variables, historical WinCC data, alarm data and user archives from any computer
- Options for analyzing and evaluating process data with specialist tools or user-defined applications (e.g., via VisualBasic)

Function

As an OPC HDA server, WinCC makes historical data from the WinCC archive system available to other applications. An OPC HDA client (e.g. a reporting tool) can define the time interval for the required data by entering a start and end time. OPC HDA servers also support the generation of a variety of aggregate functions on the server itself (e.g. standard deviation, variance, mean values, integral values, etc.), thereby helping to relieve the load on the network, as only preprocessed data are transmitted.

OPC A&E servers are used to forward WinCC messages (along with all associated process values) to any client at production or enterprise control level. Filter mechanisms and subscriptions ensure that only selected modified data are transmitted. Acknowledgement is of course also supported.

The WinCC OPC XML DA server makes cross-platform communication between Windows and non-Windows systems possible, even via the Internet. This enables read and write WinCC online values (external and internal WinCC variables) to be exchanged with non-Siemens systems.

WinCC OLE DB makes standardized and user-friendly access to WinCC archive data possible (MS SQL Server). In exactly the same way as access via the OPC HDA and OPC A&E interfaces, access via the WinCC OLE DB Provider makes all WinCC archive data available along with the associated process values and message/user texts. The WinCC OLE DB Provider also supports analysis functions such as minimum, maximum, message hit list, etc.

The WinCC Connectivity Station was designed as a stand-alone gateway to WinCC server data. It supports access to WinCC server data over the OPC channels described as well as those for process values (not alarms) over OLE DB. Access to WinCC data is transparent, i.e. independent of which server of a redundant pair is active or whether data have already been transferred to the central archive server.

HMI Software

SIMATIC WinCC V7

SIMATIC WinCC V7 options

WinCC/Connectivity Pack & WinCC Connectivity Station**Function** (continued)**Connectivity Station**

If no visualization is required at a station, any Windows computer with access to WinCC via OPC and OLE DB can be configured via the Connectivity Station. This permits access to WinCC stations with server packages from a central computer without WinCC installation. The WinCC stations can be accessed via the following interfaces:

- OPC interfaces of the Connectivity Station
- OLE DB interface of the Connectivity Pack

The two access variants are autonomous access options with different ranges of functions.

OPC interfaces of the Connectivity Station

The Connectivity Station provides interfaces via which you can access the following using an OPC client.

- OPC DA server: tags, e.g. process values
- OPC HDA server: archived process values
- OPC A&E server: alarms

Ordering data**Article No.***WinCC/Connectivity Pack & WinCC/Connectivity Station***V7.5 SP1 for WinCC V7.5 SP1****Basic packages**

- WinCC/Connectivity Pack V7.5 SP1 ¹⁾
- WinCC/Connectivity Station V7.5 SP1 ¹⁾

6AV6371-1DR07-5AX0**6AV6371-1DR17-5AX0**As download

- WinCC/Connectivity Pack V7.5 SP1
- WinCC/Connectivity Station V7.5 SP1

6AV6371-1HR07-5AX0**6AV6371-1HR17-5AX0****V7.4 SP1 for WinCC V7.4 SP1****Basic packages**

- WinCC/Connectivity Pack V7.4 SP1 ¹⁾
- WinCC/Connectivity Station V7.4 SP1 ¹⁾

6AV6371-1DR07-4AX0**6AV6371-1DR17-4AX0**As download

- WinCC/Connectivity Pack V7.4 SP1
- WinCC/Connectivity Station V7.4 SP1

6AV6371-1HR07-4AX0**6AV6371-1HR17-4AX0**

¹⁾ Upgrades are included in the WinCC basic software upgrades

More information

You can find more information at:

<http://www.siemens.com/wincc-connectivity-pack>

Overview

WinCC/Event Notifier

- Option for SIMATIC WinCC for notifying selected persons by email in specified time slots
- Notification depends on events occurring in the WinCC Message System
- Escalation levels, i.e. Group 2 is only notified when nobody "on site" or from Group 1 has reacted within a specified time
- Final notification of all persons previously notified in connection with the specific event about the reaction that has taken place

Licenses

- WinCC/Event Notifier comprises engineering and runtime software, with licensing either on the WinCC server or single-user system
- A common "Upgrade for WinCC Event Notifier options" software package is used to upgrade to a new version

Benefits

- Simple operation, configuration and planning of notifications thanks to handling like the Microsoft Office Calendar
- Easy configuration of the notifications including support of the WinCC Runtime languages by connecting to the WinCC Message System
- Configuration of recurring events taking account of configurable public holidays, vacation periods, and maintenance periods
- Secure operation of the plant taking account of different authentication levels
- Clear display and intuitive operation at runtime by means of Calendar Control
- Flexible use in all typical WinCC plant configurations single station, client/server, redundant systems, WebNavigator

Function

The WinCC Event Notifier enables the following to be configured in a clear and user-friendly manner via the Calendar Options Editor in the WinCC Explorer:

- The e-mail service for sending and receiving messages
- The messages by selecting configured messages in the WinCC Message System as well the setup and contents of the message by selecting the message blocks
- Contacts by selecting predefined persons from the WinCC user administration.

In a calendar it is then possible to select the persons to be notified within the opened time slot from the existing contacts. If several persons or groups of persons are set up for the same time slot, escalation levels can be implemented by assigning different escalation times (= dead time before notification). The period represented by the calendar can be freely selected. Recurring events can be defined as serial events with any desired exceptions.

The calendar can also be integrated as .Net Control in WinCC screens; the appearance of the calendar controls at runtime is configurable. Via the calendar control, you can create time slots during runtime with contacts who should be notified upon occurrence of the configured events in the WinCC Message System. In addition, the calendar control allows the creation of new contacts by means of selection from the WinCC user management.

The Event Notifier is easy and intuitive to operate and supports drag & drop during configuration and runtime.

Ordering data

Article No.

WinCC/Event Notifier

- For WinCC 7.5 SP1
- For WinCC V7.4 ¹⁾

6AV6372-1DD07-5AX0
6AV6372-1DD07-4AX0

As download

- For WinCC V7.5 SP1
- For WinCC V7.4 ¹⁾

6AV6372-1HD07-5AX0
6AV6372-1HD07-4AX0

Upgrade

- From V7.4 -> 7.5 SP1

6AV6372-1DC07-5AX4

As download

- From V7.4 -> 7.5 SP1

6AV6372-1KC07-5AX4

¹⁾ Also compatible with WinCC V7.4 SP1, except Windows Server 2016.

More information

Additional information is available on the Internet at:

<http://www.siemens.com/wincc-calendar-options>

HMI Software

SIMATIC WinCC V7

SIMATIC WinCC V7 options

WinCC/Open Development Kit (ODK)

Overview

WinCC/ODK (Open Development Kit)

- WinCC option for utilization of the exposed programming interfaces that can be used to access data and functions of the WinCC configuration and WinCC runtime system
- The interfaces are designed as "C-Application Programming Interface" (C-API)
- As of WinCC version 7.2, the Open Development Kit includes the previous WinCC/IndustrialX option

Licenses

The scope of supply of WinCC/ODK includes many examples and comprehensive documentation.

You can find more information on the Software Update Service, license types, online software delivery and handling your SW licenses with the Automation License Manager here: <http://www.siemens.com/simatic-licenses>

Benefits

- Individual system expansions via an open standard programming language
- Access to data and functions of the WinCC configuration and runtime system
- Development of your own applications and add-ons for the WinCC basic system

Function

API functions are configuration and runtime functions, such as:

- MSRTCreateMsg: Creates a message
- DMGetValue: Determines the value of a tag
- PDLRTSetProp: Sets the object properties in a display

They can be used as follows:

- Within WinCC, e.g. in global scripts or within the scope of C actions in the Graphics Designer
- In Windows applications in the C programming language (the current version of Microsoft Visual C++ is required as a developer's environment for WinCC)

Ordering data

SIMATIC WinCC/ODK
Open Development Kit,
Option for SIMATIC WinCC

- V7.4 ¹⁾
- V7.3 SE

As download

- V7.4 ¹⁾
- V7.3 SE

¹⁾ Also compatible with WinCC V7.4 SP1

Article No.

6AV6371-1CC07-4AX0
6AV6371-1CC07-3AX0

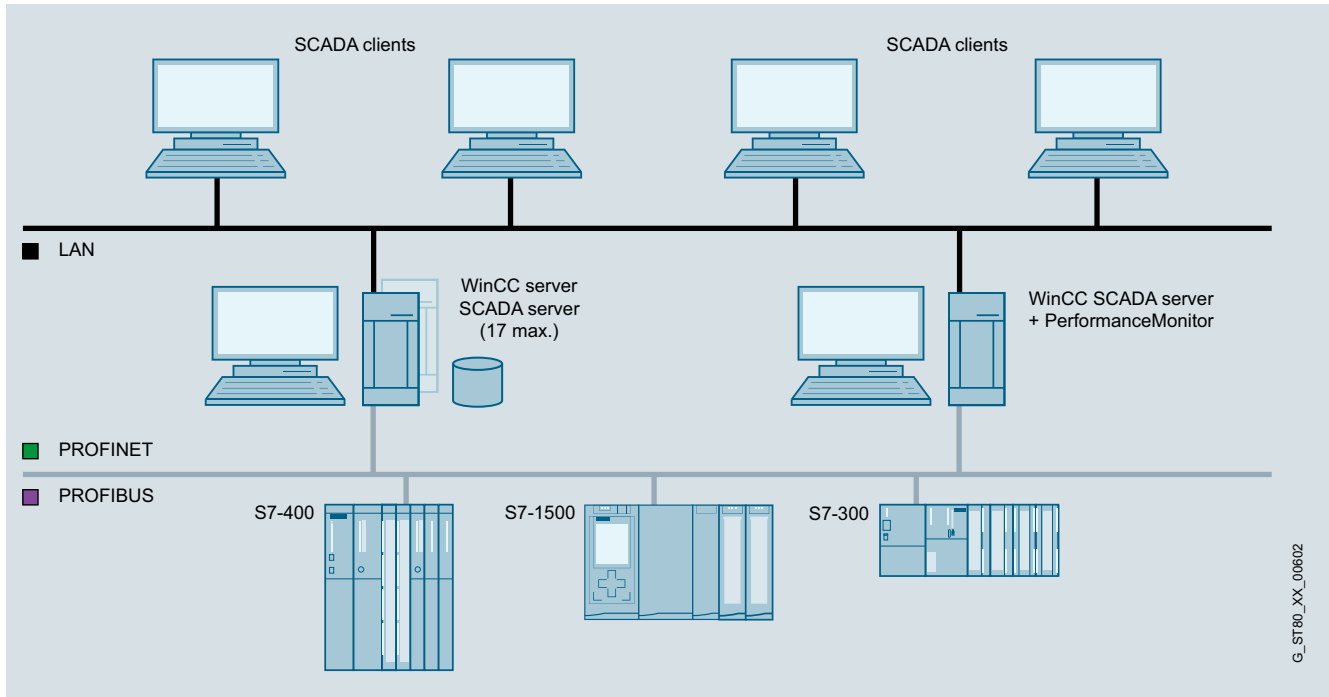
6AV6371-1GC07-4AX0
6AV6371-1GC07-3AX0

More information

Additional information is available on the Internet at:

<http://www.siemens.com/wincc-odk>

Overview



WinCC/PerformanceMonitor

WinCC/PerformanceMonitor – Analysis and optimization of production on the basis of individual performance indicators

The WinCC/PerformanceMonitor facilitates flexible calculation and powerful analysis of plant-specific key performance indicators (KPIs). The indicators provide the basis for deriving optimization potential, thus enabling productivity enhancement.

They relate to individual machine groups, plant sections or production lines. The elements to be monitored are designated as equipment. Indicators are calculated based on operands which are derived from already configured WinCC tags. By combining them with associated values, more accurate production correlations can be highlighted, such as quality/supplier dependencies. The calculation formulas used are quick and simple to create in WinCC.

Analysis of the indicators and their operands can be carried out in the WinCC system at any time. Indicators, along with their associated values if required, can be clearly displayed in bar graphs, allowing easy comparison.

In addition, the input values of each performance indicator can be shown via an integrated analysis function (drill-down). The Gantt chart illustrates the chronological sequence of the operands.

The table display lists the archived values, allowing subsequent correction if required. Performance indicators calculated online, either cyclically or triggered by a tag, can be written to WinCC tags for further processing in WinCC, and display in WinCC images, for example.

HMI Software

SIMATIC WinCC V7

SIMATIC WinCC V7 options

WinCC/PerformanceMonitor

Overview (continued)

The PerformanceMonitor can be combined with the Web Navigator for distribution on the Internet, and with the Information Server for reporting purposes. Integration into WinCC ensures fast configuration and complete transparency across all machine and plant data as a basis for optimizing plant productivity.

- The WinCC/PerformanceMonitor can be installed on a WinCC stand-alone system, WinCC server or WinCC client project (WinCC RT Client license), and consists of an engineering client as well as a runtime user interface.
- The WinCC/PerformanceMonitor provides ActiveX control elements for embedding in WinCC images.
 - PerformanceControl: Bar graphs for displaying performance indicators in relation to context values, showing the operands for cause analysis in each case.
 - Gantt chart: Chronological sequence of time-based operands
 - TableControl: Tabular listing of operands with post correction option.
- With the help of the integrated configuration environment, operands are calculated (based on tags) which can be used to calculate key statistics at the set evaluation time.
- For analysis via intranet or Internet, the controls of the WinCC/PerformanceMonitor are available when using the WinCC/WebNavigator.
- The SIMATIC Information Server can be used for generating plant-specific, Web-based reports (predefined and expandable).

Licensing

- The basic package comprises a configuration environment, runtime controls (bars, Gantt, tables) and a license for archiving 30 values.
- The logged values (operands, context) form the basis of the analysis. If more values are to be archived, the number of (additive) archive values can be increased in steps of 30, 100, 300 or 1 000 (countable tags).

You can find more information on the Software Update Service, license types, online software delivery and handling your SW licenses with the Automation License Manager here:

<http://www.siemens.com/simatic-licenses>

Benefits

Management and quality assurance

Complete transparency throughout the machine park as the basis for optimizing plant productivity.

- Recording of downtimes, localizing causes and reasons for failure times, and monitoring of equipment efficiency.
- Decision making based on performance indicators.
- Global availability of information server reports means they can be used by different user groups.
- Recognition of production correlations by combining associated values with indicators such as material used.

Servicing and maintenance

Support through cyclic and process-event triggered calculation of characteristics:

- Standardization of new plants by defining controller-based status information for key figure calculation
- Individual, targeted analysis using plant-specific performance indicators.
- Weak-point analysis in production processes and recording of undesirable process activities.
- Cause analysis by examining "drill down to operands" calculation basis.
- Identification of the events that lead to cost-intensive failures.

Line management and plant operator

The operator is always kept up-to-date by graphical display of the characteristics.

- Later modification of archived input values.
- Continuous information at the operator interface thanks to integration in the WinCC user interface.
- Alarm messaging of limit violations and trend recording through cyclic calculation of characteristics.
- Integration into the WinCC system means it is not necessary to train operating personnel
- Quick detection of weaknesses in the process using cyclic calculation of characteristics.

Benefits (continued)

WinCC Engineering

- Quick configuration of WinCC operator displays with WinCC and web-based reports from the Information Server.
- Minimal networking overhead by using the WinCC infrastructure in the local network as well as for the Internet.
- Short familiarization times and simple configuration using familiar tools for user interfaces and reports (WinCC, SIMATIC Information Server)
- Minimal configuration overhead due to the type-instance concept
- Minimal administrative overhead by using the WinCC infrastructure in the local network as well as for the Internet.

Highlights

Creation of performance indicators by the WinCC engineer with subsequent utilization by all user groups in the manufacturing company on WinCC stations or Internet clients.

Application

All user groups benefit from the PerformanceMonitor, from the application engineer to management-level evaluators. The engineer can use the application environment integrated in WinCC to derive individual formulas for calculating performance indicators.

Management uses Web-based reporting without the need for installation on standard computers. For maintenance, the web client of the WebNavigator can be used for analysis with the bar (for performance), progression (Gantt) and table controls. Performance indicators can be displayed on local user interfaces using standard WinCC resources to keep machine operators up to date.

The service engineer can analyze the plant from his/her workstation using the WinCC Client, the Webclient of the WinCC/WebNavigator, for example. At the management level, it is possible to access Web-based reports without the need for installation on standard computers.

Function

- Structuring of the production plant in equipment units constituting central elements for evaluation
- Use of structured tags in order to facilitate implementation of machine status models
- WinCC tags are compressed to an operand using formulas
- Calculated operands are stored in the archive
- Archived operands are used as input values for calculating performance indicators
- Bar graphs for analyzing performance indicators and root cause determination (drill down)
Indicator input values (operands) can be displayed if required.
- Tabular presentation of all operands (input values)
- Progression diagrams (Gantt charts) of time-based operands
- Cyclic or event-triggered calculation results are written to WinCC tags
- WinCC Runtime, alarm logging and trend logging can utilize cyclically-calculated values
- Database information and evaluations can be displayed at every WinCC station
- Information server reports can be displayed on independent PC workstations

HMI Software

SIMATIC WinCC V7

SIMATIC WinCC V7 options

WinCC/PerformanceMonitor**Ordering data****Article No.***WinCC/PerformanceMonitor***WinCC/PerformanceMonitor Basic Package**

including 30 PerformanceMonitor archive tags

- WinCC/PerformanceMonitor V7.5 SP1
- WinCC/PerformanceMonitor V7.4 SP1

6AV6372-2DG07-5AA0**6AV6372-2DG07-4AA0**As download

- WinCC/PerformanceMonitor V7.5 SP1
- WinCC/PerformanceMonitor V7.4 SP1 for WinCC V7.4 SP1

6AV6372-2HG07-5AA0**6AV6372-2HG07-4AA0****Option for WinCC/PerformanceMonitor V7.4 SP1 and V7.5 SP1 Basic Package**

- 30 additive PerformanceMonitor archive tags
- 100 additive PerformanceMonitor archive tags
- 300 additive PerformanceMonitor archive tags
- 1 000 additive PerformanceMonitor archive tags

6AV6372-2CG20-0BA0**6AV6372-2CG20-0CA0****6AV6372-2CG20-0DA0****6AV6372-2CG20-0EA0**As download

- 30 additive PerformanceMonitor archive tags
- 100 additive PerformanceMonitor archive tags
- 300 additive PerformanceMonitor archive tags
- 1 000 additive PerformanceMonitor archive tags

6AV6372-2JG20-0BA0**6AV6372-2JG20-0CA0****6AV6372-2JG20-0DA0****6AV6372-2JG20-0EA0***WinCC/PerformanceMonitor Upgrade***V7.4 to V7.5 SP1**

- Standard software
- as download

6AV6372-2DG07-5AX4**6AV6372-2KG07-5AX4****V7.2/7.3 to V7.5 SP1**

- Standard software
- as download

6AV6372-2DG07-5AX3**6AV6372-2KG07-5AX3****V7.x to V7.4 SP1**

- Standard software
- as download

6AV6372-2DG07-4AX3**6AV6372-2KG07-4AX3****More information**

You can find more information at:

<http://www.siemens.com/wincc-performancemonitor>

Overview

WinCC/Redundancy

- Option for SIMATIC WinCC, supporting the parallel operation of two interfaced WinCC single-user systems or process data servers for mutual monitoring
- If one of the two server PCs or one of the two WinCC stations fails, the second one will take over control of the entire system. Once the failed server or station is restored to operation, the process value archives are copied to the restored partner.

Licenses

The WinCC/Redundancy option includes licenses for both redundant servers. A Redundancy license is required on each of the two servers in addition to other necessary licenses.

You can find more information on the Software Update Service, license types, online software delivery and handling your SW licenses with the Automation License Manager here: <http://www.siemens.com/simatic-licenses>

Benefits

- Increased system availability with continuous data integrity
- Automatic changeover of client in the event of failure of a server or failure of the communication to a server
- Continuous operator control and visualization thanks to automatic client changeover to the intact server
- Automatic updating of all archives in the background after rectification of the fault

Function

Normally, two WinCC stations or process data servers run in parallel. Each station has its own process connection and its own data archives. WinCC/Redundancy ensures automatic matching of system and user archive data.

If one of the two server computers or WinCC stations fails, the second will take over the archiving of messages and process data, thereby ensuring seamless data integrity. In client/server mode, the clients are automatically switched from the failed server to the redundant partner. This ensures continuous plant visualization and operation on every operator station.

When the failed partner resumes operation, all process values, messages and data archived during the fail period are automatically matched with the partner. This process runs in the background and does not affect plant continuity. Once this is complete, two equivalent servers/stations will be available again.

Communication with the SIMATIC S7 PLC can also be configured with redundancy (an H Series SIMATIC S7 is required) by plugging in two communication modules and configuring two communication paths (S7-REDCONNECT software package). The use of failsafe H Series SIMATIC S7 PLCs can, if required, further increase availability at control level.

Ordering data

Article No.

SIMATIC WinCC/Redundancy V7.5 SP1

- Runtime software, single license for 2 installations
- As download, Runtime software, single license for 2 installations

6AV6371-1CF07-5AX0

6AV6371-1HF07-5AX0

SIMATIC WinCC/Redundancy V7.4 SP1

- Runtime software, single license for 2 installations
- As download, Runtime software, single license for 2 installations

6AV6371-1CF07-4AX0

6AV6371-1HF07-4AX0

More information

Additional information is available on the Internet at: <http://www.siemens.com/wincc-redundancy>

HMI Software

SIMATIC WinCC V7

SIMATIC WinCC V7 options

WinCC/Server

Overview

SIMATIC WinCC/Server

- Option for SIMATIC WinCC, which permits the configuration of a powerful client/server system.
- A maximum of 3 clients can be connected to non-server operating systems.
- A number of coordinated HMI stations can be operated in a single group with networked automation systems
- Client/server solution:
 - Client without its own project ("UNI-Client"): One (redundant) server can supply up to 64 clients with process and archive data, messages, images and reports. The clients act as display and operating stations for the project on the server.
 - Client with its own project ("MULTI-Client"): One client can simultaneously access up to 18 (redundant) servers. These servers make the data and images available. This data can be collectively processed and displayed in the client project in order, for example, to implement a system overview across several servers. In this case, one server can supply data to as many as 50 clients.
- Requirement: Network connection (TCP/IP) between the server PC and the connected clients

Licenses

The following licenses are required for configuring a multi-user system:

- WinCC Server license on the server in addition to a WinCC RT license (a server license is required for each server)
- One WinCC RT Client license on each client.

You can find more information on the Software Update Service, license types, online software delivery and handling your SW licenses with the Automation License Manager here: <http://www.siemens.com/simatic-licenses>

Benefits

- Plant-wide scalability from the single-user system to the client/server solution
- Significantly higher quantity framework, relieving the individual servers and better performance due to distributing the complete application or tasks over several servers
- Low-cost configuration on the client is possible (the minimum RC license is sufficient)

Application

In a complex plant, WinCC can also be configured as a distributed system according to requirements:

- Functional distribution (e.g. message servers, archive servers, etc.) or
- Distribution according to the physical plant structure (e.g. body-in-white, paintshop, etc.)

Function

Each client can access more than one server at a time. Clients can also be used for configuration on the server.

A configuration of WinCC clients as a central Web server - as a distributed system if required - with an overview of all server projects in the system is also possible.

For WinCC clients, only the smallest runtime license WinCC RT client is required. In order to also facilitate configuration on WinCC clients, the smallest complete license WinCC RC client is required. Remote configuration is possible if WinCC clients without their own project (Uniclents) on the server project are configured. This makes it possible to configure inexpensive operator and configuration stations in a network.

Ordering data

Article No.

SIMATIC WinCC/Server V7.5 SP1

- Runtime software, single license
- as download, runtime software, single license

6AV6371-1CA07-5AX0
6AV6371-1HA07-5AX0

SIMATIC WinCC/Server V7.4 SP1

- Runtime software, single license
- as download, runtime software, single license

6AV6371-1CA07-4AX0
6AV6371-1HA07-4AX0

More information

Additional information is available on the Internet at:

<http://www.siemens.com/wincc-server>

Overview

WinCC/SES

The WinCC/SES (Sequence Execution System) is designed for the sequential control of recipe and sequence-based processes in production. WinCC/SES is especially suitable for production plants in which dosing, mixing and material transport are important process actions.

Sequence controls can be structured with a high degree of flexibility, with the production steps being defined in a clear configuration interface and freely combined to form individual process sequences. In addition both the step sequences and the parameters can be modified online during production runs.

WinCC/SES helps the user to fine tune their production processes by allowing them to easily combine automatic sequences with manual interventions. This means that operators can react quickly and intervene in the running process, for example when quality of the raw materials fluctuates or if a different sequence among the production steps becomes necessary to facilitate more versatile production paths.

WinCC/SES also offers a high level of system availability and rapid response times since the program sequence takes place directly on the automation controller instead of on the PC.

Licenses

In addition to the basic SIMATIC WinCC V7.4 software, WinCC/SES V7.4 also requires STEP 7 version 5.5 SP4 to be installed. The basic pack allows the sequential control of two plant sections. Extension Units can be used to increase the number of plant sections by 5 in each case (countable licenses).

You can find more information on the Software Update Service, license types, online software delivery and handling your SW licenses with the Automation License Manager here: <http://www.siemens.com/simatic-licenses>

Benefits

- Combination of automatic step sequence with manual fine adjustment of the production sequences (e.g. if behavior of natural raw materials fluctuates)
- Due to the pre-assembled SES visualization control and the SES function blocks, a high degree of engineering efficiency is achieved, because the plant engineer or configurator saves both engineering and testing and commissioning time as a result.
- SES allows flexible paths through the production and is thus an enabler for even utilization of the individual production plants
- Increased quality due to efficient operations management
- SES fulfils the real-time requirement because the steps run in the PLC
- High availability due to the execution of the step sequencer in the PLC.
- Low training costs due to uniform procedures for all step sequencers
- Minimal engineering outlay due to standardization

Application

WinCC/SES is used in production facilities in which dosing, mixing and material transport play an important role. In such facilities, raw materials stored in tanks, silos or containers must be combined in the right process sequence with reaction containers and processing machines. This is done over several processing steps until the end product.

In WinCC/SES, the plant operator defines the production steps of his production units, specifies the production parameters such as the setpoints, and defines the corresponding production sequences in the form of step sequencers, which may comprise numerous single steps.

The SES operator control provides live visualization of the steps, including intuitive operation. After the start of production, all of the steps and production parameters such as the setpoints and actual values, as well as the current status of the production sequence are displayed in the form of an overview in the SES operator control.

During operation, the operator can thus quickly and easily readjust production sequences by manually intervening in the automatic step sequence online and, if necessary, by jumping to another step or changing the step sequence. This is required, for example, if the quality of natural raw materials fluctuates or if a different order of individual production steps is generally needed for flexible paths through production.

High system availability and fast response times are characteristic of WinCC/SES, because all of the step sequencers do not run on the PC. Instead, they are executed directly on the PLCs. As a result, the user gets a real-time behavior, on the one hand, due to the processing on the PLCs and, on the other hand, this also increases the protection against failures, because a batch continues to be produced without changes if the PC/SCADA fails.

HMI Software

SIMATIC WinCC V7

SIMATIC WinCC V7 options

WinCC/SES (Sequence Execution System)

Ordering data	Article No.
SIMATIC WinCC/SES Sequence Execution System Software option package for the sequential control of recipe and sequence-based processes in production, functional enhancement for SIMATIC WinCC; electronic documentation in English, German	
V7.5 SP1 ^{1) 2)} <ul style="list-style-type: none"> • Basic Package (incl. 2 units) For configuration of the Sequence Execution System • Extension 5 units (countable) For increasing the number of units ²⁾ 	6AV6372-2DJ07-5AA0 6AV6372-2BJ07-5BA0
<u>As download</u> <ul style="list-style-type: none"> • Basic Package (incl. 2 units) • Extension 5 units (countable) 	6AV6372-2HJ07-5AA0 6AV6372-2JJ07-5BA0
Upgrades <ul style="list-style-type: none"> • Basic Package Upgrade from 7.4 to 7.5 SP1 ¹⁾ • Extension 5 units Upgrade from 7.4 to 7.5 SP1 ¹⁾ • Basic Package Upgrade from 7.2/3 to 7.5 SP1 ¹⁾ • Extension 5 units Upgrade from 7.2/3 to 7.5 SP1 ¹⁾ 	6AV6372-2DJ17-5AA1 6AV6372-2BJ17-5BA1 6AV6372-2DJ17-5AA0 6AV6372-2BJ17-5BA0
<u>As download</u> <ul style="list-style-type: none"> • Basic Package Upgrade from 7.4 to 7.5 SP1 ¹⁾ • Extension 5 units Upgrade from 7.4 to 7.5 SP1 ¹⁾ • Basic Package Upgrade from 7.2/3 to 7.5 SP1 ¹⁾ • Extension 5 units Upgrade from 7.2/3 to 7.5 SP1 ¹⁾ 	6AV6372-2HJ17-5AA1 6AV6372-2JJ17-5BA1 6AV6372-2HJ17-5AA0 6AV6372-2JJ17-5BA0
V7.4 ^{1) 2)} <ul style="list-style-type: none"> • Basic package (incl. 2 units) For configuration of the Sequence Execution System • Extension 5 units For increasing the number of units ²⁾ 	6AV6372-2DJ07-4AA0 6AV6372-2BJ07-4BA0
<u>As download</u> <ul style="list-style-type: none"> • Basic Package (incl. 2 units) • Extension 5 units 	6AV6372-2HJ07-4AA0 6AV6372-2JJ07-4BA0
Upgrades <ul style="list-style-type: none"> • Basic Package Upgrade 7.4 ¹⁾ • Extension 5 units Upgrade 7.4 ¹⁾ 	6AV6372-2DJ17-4AA0 6AV6372-2BJ17-4BA0
<u>As download</u> <ul style="list-style-type: none"> • Basic Package Upgrade 7.4 ¹⁾ • Extension 5 units Upgrade 7.4 ¹⁾ 	6AV6372-2HJ17-4AA0 6AV6372-2JJ17-4BA0

¹⁾ Also compatible with WinCC V7.4 SP1

²⁾ Additionally requires STEP7 V5.5. Based on SIMATIC S7-300 from S7-315 or higher, redundancy, WebNavigator is not supported.

More information

Additional information is available on the Internet at:

<http://www.siemens.com/wincc-ses>

Overview

WinCC/User Archives

- Option for SIMATIC WinCC for managing data sets in user archives that contain related data.
- WinCC and its automation partners (e.g. a SIMATIC S7 controller) write these data sets and exchange them if required.

The WinCC/User Archives option can also be used in the context of the WinCC/WebNavigator (see also WinCC/WebNavigator option).

Licenses

A license is only required for the server (or single-user system).

You can find more information on the Software Update Service, license types, online software delivery and handling your SW licenses with the Automation License Manager here: <http://www.siemens.com/simatic-licenses>

Benefits

- Storing and managing of any user data in data sets
- Flexible display using ActiveX controls
- Simple linking of data set fields to the process via direct tag linking
- Import/export functions for further processing with other tools (e.g. MS Excel)

Function

- Input of parameter sets (e.g. operating parameters of a machine) in WinCC, storage of the sets in the user archive, and forwarding to the automation level
- Continuous acquisition of production parameters by the automation system and forwarding of the parameters to WinCC at the end of the shift
- Acquisition of batch data
- Specification of production parameters
- Management of warehousing data

WinCC user archives are created and assigned data in a user-friendly way using a dedicated editor. Special ActiveX controls are used for displaying data from the user archives at runtime.

Data sets and fields from user archives are linked to the process via direct tag linking.

Import and export functions support read-in/out of data via external applications (e.g. MS Excel). Freely selectable filter criteria allow clear representation of data sets.

WinCC provides functions for free organization of the data storage in the user archives that affect archives, data sets and fields. Archives can thus be generated, opened, closed, or reset, and data sets or field contents can be read, written or overwritten.

Sequence archives can accommodate batch data, shift production data, or also product quality data, and meet legal obligations for verification thanks to gap-free recording.

Ordering data

Article No.

SIMATIC WinCC/User Archives

- Option for SIMATIC WinCC V7.5, Runtime software, single license
- Option for SIMATIC WinCC V7.4, Runtime software, single license

6AV6371-1CB07-5AX0

6AV6371-1CB07-4AX0

As download

- Option for SIMATIC WinCC V7.5, Runtime software, single license
- Option for SIMATIC WinCC V7.4, Runtime software, single license

6AV6371-1HB07-5AX0

6AV6371-1HB07-4AX0

More information

Additional information is available on the Internet at:

<http://www.siemens.com/wincc-user-archives>

HMI Software

SIMATIC WinCC OA

Introduction

Overview

SIMATIC WinCC OA

The SCADA System SIMATIC WinCC Open Architecture addresses applications with a high demand for customer-specific adaptations, large and/or complex applications, as well as projects that demand special system requirements and functions.

SIMATIC WinCC OA stands for:

- Object orientation supports efficient engineering and flexible plant expansion
- Up to 2 048 servers for distributed systems
- Scalable – from small, single-user systems to networked, redundant high-end systems with more than 10 million tags
- Can be used on any platform, and is available for Windows, Linux, iOS and Android
- Hot-standby redundancy and disaster recovery system assure maximum fail-safety and availability
- Platform for customized solutions
- Extensive driver and interfacing options: S7, S7 PLUS, OPC, OPC UA, Modbus, Rockwell EtherNet/IP, IEC 61850, IEC 60870-5-101/104, DNP3, XML, TCP/IP
- FDA compliant (FDA 21 CFR Part 11)

Apart from the software, SIMATIC WinCC OA also offers a large spectrum of services and preconfigured additional functionalities, such as:

- Single server: products required for operation of a single-user system
- Server: server basic package and expansions to incorporate tags (I/Os)
- User interfaces: all available user interface licenses and engineering licenses for one server
- Driver: a wide range of additional connection options for one server
- Add-ons: functional expansions within a WinCC OA server and additional functions based on the server
- Runtime packages: special offers for SIMATIC WinCC OA servers, purchased together with a SIEMENS PC platform
- Development packages: special offers for development environments and expansions
- Solution frameworks: pre-defined projects with pre-implemented functions such as extended maintenance applications, tree views of a plant or simulation options with SIMATIC WinCC OA
- Trading goods: commodities for SIMATIC WinCC OA

SIMATIC WinCC OA IOT Suite

The product spectrum of SIMATIC WinCC OA is extended towards IoT with the SIMATIC WinCC OA IOT Suite. This is based on the standard product SIMATIC WinCC OA and comprises two components:

- IOT Box and IOT OPA

SIMATIC WinCC OA Services

SIMATIC WinCC OA offers a multitude of support such as consulting, solution portfolio or special implementations (e.g. driver extensions or creation of new ones), as well as hotline support.

A large number of training courses is also offered for the multitude of WinCC OA possibilities. This offer is rounded out with travel expenses flat rates to ensure the use of our employees on-site.

Overview



SIMATIC WinCC Open Architecture

SIMATIC WinCC Open Architecture is a SCADA system for visualizing and operating processes, production flows, machines and plants in all industrial sectors.

SIMATIC WinCC OA is built consistently on object-oriented structures. Due to this consistent and well-considered use of object-oriented structures, from process images to the database, the engineering costs improve for SIMATIC WinCC OA customers.

Distributed systems enable the connection of up to 2 048 autonomous SIMATIC WinCC Open Architecture systems via a single network. Each subsystem can be configured either as single station or multiple station system, each of which may be redundant or non-redundant.

Current version: **SIMATIC WinCC Open Architecture V3.17**

Runs on:

- Windows 10 Enterprise (64-bit)
- Windows 2016 Server (64-bit)
- Windows 2019 Server (64-bit)
- Red Hat Enterprise Linux 8.x (64-bit)
- Linux CentOS 8.x (64-bit)
- SLES 15 (64-bit)
- VMware Workstation (supports all systems mentioned above)
- VMWare ESXi Version 6.5 & 6.7 (supports all systems mentioned above)
- vSphere HA Cluster ESXi 6.7 Update 3

ITC Thin Client V 3.0

SIEMENS Industrial OS 2.0

Note:

Native 64-bit support.

Benefits

Efficient engineering and flexible plant expansion

- Object orientation
- Unlimited number of data points
- Mass engineering
- Multi-language with UTF-8 support

Object-oriented data model

- Mapping of setpoint and measured values for a physical plant object onto a structured data point
- Data point comprises a tree structure with data point elements
- The individual process values are mapped onto the data point elements
- Any number of data points can be instanced from one defined data point structure (data point type), e.g. 20 pumps of the same type.
- Data point types can be embedded in other data point types, which enables more complex plant objects to be generated (e.g. one pump station comprises 2 pumps).
- Graphical plant symbols can be linked with a data point type. They only need to be drawn once, but can be used for all instances of the linked type.
- Savings in engineering outlay.

Freely scalable

- From a small single-user system up to a networked, redundant high-end system
- Distributed systems of up to 2 048 servers

Platform-independent

- Available for Windows, Linux, iOS and Android

Native 64-bit support

- More system memory is usable due to native 64-bit support
- Means larger data quantity structures per server can be processed

Maximum reliability and availability

- Hot standby redundancy
- Disaster Recovery System (2x2 redundancy)
- FDA compliant (FDA 21 CFR Part 11)
 - IEC 61508 SIL 3 certified
 - Certifications for PROFIsafe and PROFINET
 - Certifications according to 62443 4-1 and IEC 62443 4-2

HMI Software

SIMATIC WinCC OA

WinCC OA Software

SIMATIC WinCC OA Software V3.17

Benefits (continued)

Quick and easy implementation of new processes

- Platform for customized solutions
 - Graphical user interfaces and wizards facilitate the creation of visualization interfaces
 - Installation of existing object libraries and rapid adaptation to customer requirements
 - Easy creation of new processes via NodeRED connection
- Swift adaptation of plant control and visualization to current market requirements
- Company-internal programming and in-house developments enable independence and protection of intellectual property
- Structure of standardized solutions permits continuous use
- Support of brand labeling
- Individual brand names for OEM developments
- Remote operator stations and mobile operability
 - Desktop UI
 - Mobile UI
 - ULC UX
 - Operator app for iOS

Openness thanks to comprehensive driver and interface options:

- TCP/IP: SIMATIC S7, SIMATIC S7 PLUS, MQTT, PROFINET/PROFIsafe, TLS Gateway, Modbus, Ethernet/IP, SNMP, BACnet
- OPC UA: DA, AC, HA (client & server)
- OPC: DA, AE, HDA (client & server)
- Telecontrol drivers: SSI, IEC 60870-5-101, -104, DNP3, SINAUT, IEC 61850/61400, RK512
- API
- Cerberus

Seamless traceability of system states by means of high-performance archiving:

- Data archiving in value archives (internal database format)
- Data archiving in external databases:
 - Use of Oracle databases
 - Open databases that support time series (e.g. InfluxDB)
 - Databases with SQL-like query mechanisms
 - Use of archived data for reports and trends
 - Storage of archived data locally or centrally – optionally both

Expandable by means of add-ons and solution frameworks:

- Add-on for integration of video management systems (VIDEO)
- Add-on for increasing availability (redundancy in hot standby, disaster recovery system, etc.)
- Add-on for clarity in distributed systems (Plant Model overview, CMS, GIS Viewer, etc.)
- Add-on for efficient maintenance management (AMS, Maintenance, Scheduler etc.)
- Add-on for efficient building automation technology (BacNet)

Application

The SCADA System SIMATIC WinCC Open Architecture addresses applications with a high demand for customer-specific adaptations, large and/or complex applications, as well as projects that demand special system requirements and functions.

SIMATIC WinCC Open Architecture demonstrates its high performance in networked and redundant high-end control systems in particular. Integrated, high-performance communication is guaranteed from the field level to the control station, from the machine to the company headquarters. In every situation, high availability, reliable information, fast interaction, and user friendliness are guaranteed. Applications can also be changed without interrupting the process. Profitability, efficiency and safety are therefore always in equilibrium. SIMATIC WinCC Open Architecture displays its reliability in a wide range of business-critical applications.

With SIMATIC WinCC Open Architecture, ideas can be quickly and easily converted into new applications. SIMATIC WinCC Open Architecture is open for independent in-house developments and also enables own product branding.

Thanks to its special system properties, SIMATIC WinCC Open Architecture meets the highest demands especially in the case of traffic solutions, building management systems and supply systems (power, telecommunication networks, water, oil and gas, etc.).

Design

SIMATIC WinCC Open Architecture is available as a single-user runtime license, multi-user runtime license, web client license, and parameterization and development license.

With SIMATIC WinCC Open Architecture, one of the factors for determining the required license is the number of inputs and outputs (I/O), also known as tags, to be processed.

An "I/O / tag" refers to a data point element (DPE) whose content is exchanged either by means of drivers (e.g. S7 driver communicates with a PLC) or with other software systems. Internal data point elements, i.e. DPEs without communication to the outside, are not counted for licensing.

The licenses are available either with an unlimited number of I/Os or with limitations of 500 to 250,000 I/Os.

The multi-user runtime license allows working simultaneously from different PCs, with the licensing taking place via the server. The active clients are then counted. Clients that can be installed natively as well as web-based user interfaces in common browsers allow visualization and operation of plant screens via an encrypted HTTP connection between the server and the respective client. The parameterization and development licenses extend a runtime license with the option of configuration and parameterization. They each require a server license.

Function

SIMATIC WinCC Open Architecture is a very modular SCADA system. The required functionalities are realized by specific, functional entities created for various tasks.

In SIMATIC WinCC Open Architecture, these units are called "Managers" – they are also independent processes in software terms.

WinCC OA Manager	Task
Event Manager (EV)	<p>The Event Manager (EV) is the processing center in WinCC OA.</p> <p>This unit provides a constantly updated image of all process tags in the memory. Every other functional unit (Manager) that wants to access the data receives it from the process image of the Event Manager and does not have to communicate directly with a controller. Conversely, a command from an operator station is initially set only as a value change in the process image of the Event Manager. The associated driver then forwards it to the corresponding target device (e.g. PLC) automatically.</p> <p>The Event Manager is a kind of central data distributor, in effect the communication center for WinCC OA. Furthermore, this Manager also carries out the alarm handling and can execute various arithmetic functions autonomously.</p>
Driver Manager (D)	<p>The lowest level in a WinCC OA system is represented by the process connections, referred to in WinCC OA as drivers (D). These are special programs that handle the communication with the control and field level. Since numerous different forms of communication are possible with the PLCs or telecontrol nodes, there are different drivers that can be selected. In very simple terms, the driver is a unit for converting a particular protocol into the internal communication form of WinCC OA.</p> <p>The driver reads the current states, measured values or counter values from the field and in the opposite direction it forwards commands and setpoints to the lower-level controllers (= the term "controller" should be used here and below to represent all possible devices of the basic automation (PLC, DDC, telecontrol system, etc.)).</p>
Data Manager (DB)	<p>The Data Manager (DB) represents the link to the database. On one hand, it involves the parameterization data of an application that is to be stored in such a database. On the other hand, it involves the historical recording of changes in values or alarms. If a user wishes to query historical data at a later date, then the Data Manager completes this request and not the database itself.</p>

WinCC OA Manager	Task
Control Manager (CTRL)	<p>WinCC OA has numerous options for implementing your own algorithms and processing. The two most important are the internal language Control (CTRL) and the general application programming interface (API).</p> <p>Control is an extremely powerful scripting language. The processing is interpretative, so that no compilation is required. The syntax is almost identical with ANSI-C, with some modifications for simplification.</p> <p>This is a fully developed, procedural high-level language with multi-threading (= quasi-parallel processing of individual programs; the system itself carries out the processing check).</p> <p>The language offers a comprehensive function library for tasks of the control and visualization technology. Control can be used as a stand-alone process (Control Manager), for animation and user interface design or for standardized, data object-oriented processing functions.</p> <p>The API (WinCC OA API) represents the most powerful form of functional expansion. It is configured as a C++ class library and allows the software developer to implement individual functions as an independent, additional manager (forecast system, simulation, tools, proprietary databases, etc.).</p>
User Interface Manager (UI)	<p>The interface to the user is created by the User Interface Manager (UI). This is a graphical editor (GEDI), a database editor (PARA) or the general user interface of the application (Vision module).</p> <p>The user interface serves to display values, issue commands or track alarms in the alarm list.</p> <p>Trends and reports are also usually part of the UI.</p> <p>From a programming viewpoint, the user interaction in WinCC OA is completely isolated from the background processing – it is merely a view of the data of the current process image or the history.</p>

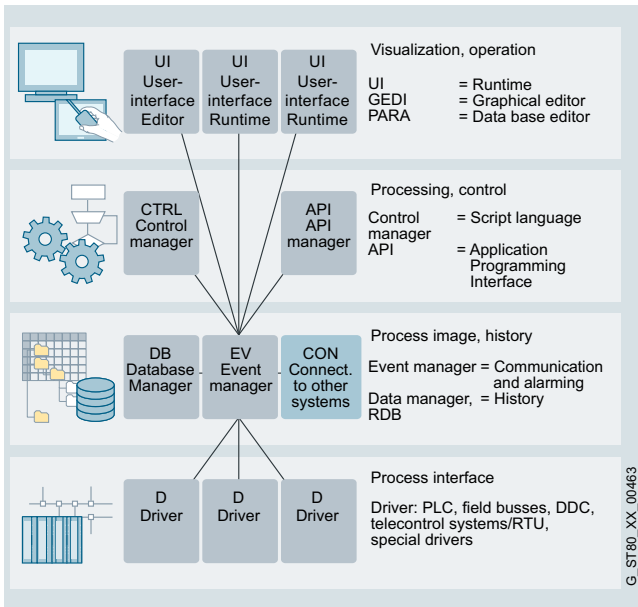
HMI Software

SIMATIC WinCC OA

WinCC OA Software

SIMATIC WinCC OA Software V3.17

Function (continued)



A WinCC OA system consists of function-specific units, the managers.

More managers are available for special tasks such as redundancy, management for distributed systems, web server, reporting, simulation, COM etc.

The powerful configuration functions contribute to reducing the engineering and training requirements and lead to increased flexibility and operational reliability.

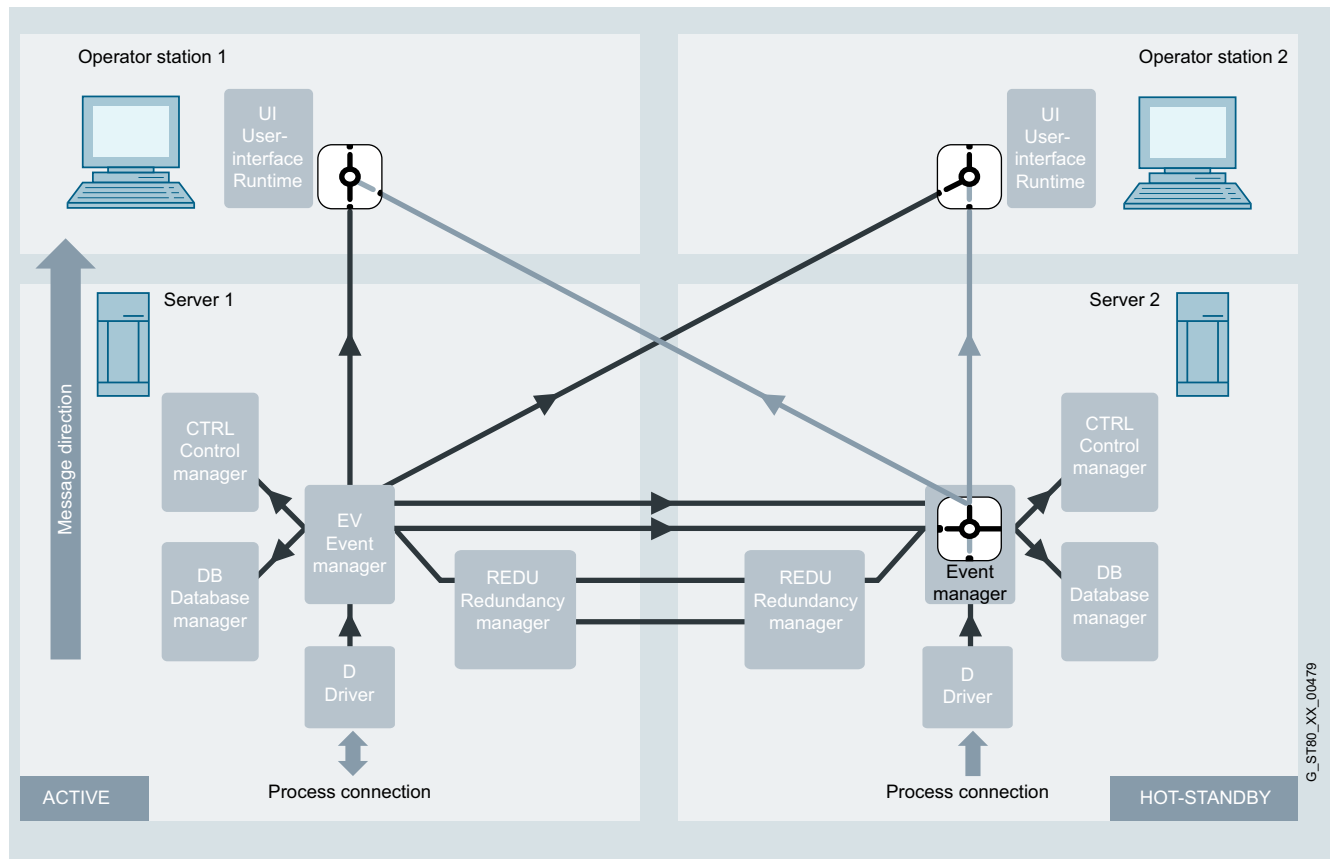
Additional functions	Task
Access to external databases	<p>The database interfaces offer the possibility of access to external databases. Under Windows, the link is established via the ADO Standard. ADO (ActiveX Data Objects) is an interface developed by Microsoft for vendor-independent access to data sources of all types, primarily databases. The data source for ADO is an OLE DB Provider, although ODBC-compatible databases can also be addressed via an internal wrapper. In Linux, the Qt library is used as an interface to relational databases. Access in this case is either direct via the native DB-API or via ODBC.</p> <p>Additional interfaces such as RDB to Oracle or the new archiving interface to open databases such as InfluxDB support the connection of external, also freely available (open source) databases for optimal archiving and protection of the stored data.</p>
API (Application Programming Interface)	<p>The API offers a series of functions that enable WinCC OA to be extended with special managers. A manager is a program that communicates with the system via a protocol defined by WinCC OA.</p>
COM (Component Object Model)	<p>This is a specification for the development of modular software components that can be used by each COM-compatible application. COM components can easily be integrated into such applications and can even be removed from an application during runtime. COM components can be programmed in a host of different languages, although C++ is usually used for this purpose. The specifications OLE, ActiveX and DirectX are based on the COM technology.</p>
Control expansion	<p>Expansion that allows C++ functions to be added to the programming language. Realization via API</p>

3

Function (continued)

Additional functions	Task
Panel topology/summation signal	Generation of panel hierarchies/topologies in existing or new projects and automatic creation of summation signals of the alarm data points that are located in the Panels of the topology.
Encryption of Panels and CTRL scripts/libraries	Allows your Panels or scripts to be encrypted, thereby protecting your knowledge and work.
Script Wizard	Easy-to-use tool that simplifies the creation of animated, graphical plant symbols, which saves time during engineering. It offers a large number of animation types and functional elements.
Simple Symbols	Basic package of plant symbols, which were created with the Script Wizard and can be mapped directly to data point elements. These can be adapted quickly and easily to the specific requirements of the customer.
Easy Faceplates	Simple parameter assignment of predefined pop-up windows that display details of the associated plant symbol. Without any additional drawing outlay, several standard functions per object can be activated for the detail view (alarm display, trend display, measured value table, setpoint value table, address table, notes).
Drag and Draw	Several representative graphical objects can be defined and configured for each plant object in the data model (data point type). These are pre-configured and need only be moved to the panel via drag-and-drop when the plant pictures are drawn. This saves valuable time during engineering.
NodeRED interface	With a new communication interface, WinCC OA supports the integration of NodeRED via a secure web socket server. The graphical editor can be used for easier process mapping and creation on a graphical interface. Pre-defined process chains can be created and modified as easily as on the drawing board. WinCC OA offers its own communication node package, and its own processes created using Node.js can also be integrated.

Additional functions	Task
Multilingual capability	Thanks to the UTF-8 format as the standard for written languages it's possible to use almost all fonts and characters in projects. You can choose from 72 language options. User rights enable the definition of a standard language. In addition it is easy to change the display language during operation. Dictionaries can be made with a special tool or according to individual requirements.
Server-side authentication	The verification of logon data on the server side enables connection of third-party systems including the customer's own solutions for user authentication.
Distributed systems	Permits the coupling of two or more autonomous WinCC OA systems via a network. Each subsystem of a distributed system can be configured either as a single station or multiple station system, each of which may be redundant or non-redundant. A sub-system in this context means a server on which an Event Manager is running, whereby in case of redundancy both redundantly operating servers are considered as one system. All process data is mapped to local data points and each system can process data from other systems.
Redundancy (see figure below)	The failure safety in a redundant system is implemented by means of hot standby. Hot standby is a hardware-independent solution for high availability. This is a safety concept that consists of two interconnected server systems. Both servers are constantly in operation and are subject to the same functional loading (but only one server is ever active; the second synchronizes the data with the primary unit during runtime). On the failure of one unit, an "on-the-fly changeover" takes place and the previously passive server assumes the leading role. This guarantees access to data or functions at all times.

Function (continued)

The figure shows a detailed representation of the two computers: Server 1 and Server 2. Server 1 is in management mode (active) and Server 2 is in hot standby mode (passive).

In the case of redundant operation, the UIs of both operator stations are connected to both Event Managers, however only the data of the active system is displayed on both UIs.

The Event Manager of the passive system is restricted exclusively to communication with the Event Manager of the active system for synchronization of the process data (it sends no data to the connected UIs or it discards messages from the drivers – this can be seen in the figure with the switches on the UIs or on the passive Event Manager).

Integration

Integration in automation solutions

SIMATIC WinCC Open Architecture is an open SCADA system with comprehensive drivers and flexible options for connection to other external systems.

Depending on the communications protocol and the bus hardware used, specific drivers are used in each case:

- Serial protocols: RK512, 3964R, etc.
- Ethernet: Industrial Ethernet (S7, S7 PLUS), Modbus TCP (OpenModbus), Ethernet IP (AB), etc.
- Telecontrol systems: SINAUT, SSI (Ethernet), IEC 61850/61400, IEC 60870-5-101, IEC 60870-5-104, etc.
- Vendor-independent interfaces: OPC UA, etc.
- Cloud connections: SIEMENS MindSphere Connector, MQTT

In SIMATIC WinCC Open Architecture, several drivers can be operated in parallel. These can be of the same type or also of different types. It is possible in a SIMATIC WinCC Open Architecture system, for example, to establish connections via the S7 protocol to a SIMATIC controller, via IEC 60870-5-104 to a telecontrol system, and via OPC DA to any OPC server at the same time.

Connection overview

Protocol	Description
S7 TCP/IP	TCP/IP driver for Siemens Industrial Ethernet
S7 PLUS	Drivers for S7 1200 and 1500; Supports alarm messages, online browsing, TIA importer for versions V13, V14 and V15
OPC Client (Data Access)	<ul style="list-style-type: none"> • Compatibility with specifications DA 1.0 and 2.05a • Connection to inproc, local or remote server • Connection with up to 20 servers at the same time • Monitoring of the connection to the server and automatic reconnection if the connection is interrupted. • Address browsing if supported by the server. • Benefits of the CALL-R functionality for CALL-R servers (simplified parameter assignment)
OPC Server (Data Access)	<ul style="list-style-type: none"> • Corresponds to Data Access 2.05a specification (reading/writing of online values). • Is to be started as a manager just like other drivers. • The provided DPEs (server -> client) can be easily and quickly defined via data point groups. • DPEs can be declared as readable (read-only access is permitted; Group OPCRead) or as writable items (Group OPCWrite). • Clients can browse the WinCC OA OPC Server hierarchically.
OPC Alarms & Events	OPC Alarms & Events (abbreviated to OPC A&E) is, in addition to Data Access, a further standard for performing central alarm management on a cross-vendor basis. OPC A&E is used to ensure the link to other control systems and the display of alarms/events in a hierarchical system.
OPC Historical Data Access	OPC Historical Data Access (OPC HDA) is used to exchange archived process data. This is in contrast to the OPC Data Access (OPC DA) specification that deals with real-time data.
OPC UA (Unified Architecture)	WinCC OA supports the OPC UA Data Access (DA), Alarms & Conditions (AC) and Historical Access (HA) standards.
Modbus TCP	Modbus/TCP is based on the serial Modbus protocol, which was adapted for TCP/IP. The Modbus/TCP driver can be used simultaneously for Modbus/TCP or UNICOS.

Integration (continued)

Protocol	Description
Ethernet/IP	Ethernet/IP is used for communication with several PLC generations and families from Rockwell Automation / Allen Bradley. The protocol is part of the application layer and is based on the standard TCP/IP network protocol.
Serial: RK512/3964R	Is used for interfacing a PLC via the 3964R/RK512 protocol
Cerberus	Cerberus is a fire, intrusion and gas alarm system. The Cerberus driver guarantees communication to and from the central fire alarm systems and building security facilities in the event of a fire, gas or intruder alarm.
SSI	Is used for the interfacing of SAT telecontrol systems. The data is exchanged via the LAN (Ethernet, IEEE 802.3); the frame formats used are the SSI formats defined by SAT. The SK 1703 telecontrol components with a suitable communication card (KE/ET) are supported.
IEC 60870-5-101, -104	IEC drivers are standardized telecontrol drivers that can process proprietary frames. IEC stands for International Electrotechnical Commission, the international standardization committee for electrical engineering. <ul style="list-style-type: none"> • IEC 60870-5-104 for data exchange via TCP/IP • IEC 60870-5-101 for serial connection
IEC 61850/61400	IEC 61850 and IEC 61400 Client defines an architecture for satisfying the requirements of electrical station automation. It defines a data model and the communication services for interaction with and between the elements of a substation, such as power supply units, circuit breakers, protective devices etc. A description language and a system configuration language (SCL) have been defined for technical purposes.

Protocol	Description
DNP3	The DNP3 (Distributed Network Protocol 3) driver is an open, rugged and modern protocol which exhibits characteristics and strengths similar to the IEC driver. The transfer of any number of frames with different data types takes place between the WinCC OA system (Master) and the remote stations (Slave).
SINAUT	SINAUT (Siemens Network AUTomation) is a communication protocol for automated monitoring and control of remote process stations on the basis of SIMATIC S7. Communication takes place via TCP/IP.
SNMP Manager & Agent	SNMP (Simple Network Management Protocol) is a protocol for monitoring network elements (servers, workstations, routers, switches, hubs, etc.) and their functions. <ul style="list-style-type: none"> • SNMP Manager supports SNMP V1, V2, and V3 • SNMP Agent supports SNMP V1 and V2
BACnet over IP – driver	BACnet (Building Automation and Control Networks) is a standardized protocol for building automation and has been set by the ASHRAE (American Society of Heating, Refrigerating and Air-conditioning Engineers) as a guideline to provide a uniform and cross-company standard for data communication within and between building automation systems. The BACnet Standard 2004 is supported in accordance with the PIC list (see product documentation)
S-Bus	The WinCC OA S-Bus driver is used to link SAIA PCD control devices to WinCC OA projects. Client mode of the SAIA S-Bus driver is used. Communication takes place over UDP; the serial version of the protocol is not supported.

Further drivers on request or via C++ API

Technical specifications

Type	SIMATIC WinCC Open Architecture V3.17
Operating system	<ul style="list-style-type: none"> Windows 10 Enterprise (64-bit) Windows 2016 Server (64-bit) Windows 2019 Server (64-bit) RedHat Enterprise Linux 8.x (64-bit) Linux CentOS 8.x (64-bit) SLES 15 (64-bit) VMware Workstation (supports all systems mentioned above) VMware ESXi Version 6.5 & 6.7 (supports all systems mentioned above) vSphere HA Cluster ESXi 6.7 Update 3 ITC V3 Siemens Industrial OS V 2.0
Mobile operating system	<ul style="list-style-type: none"> Android 6 and higher iOS 12.3 and higher
Supported browsers	<ul style="list-style-type: none"> Firefox: 67 or higher Chrome: 74 or higher Internet Explorer: 11 or higher Microsoft EDGE: 41 or higher
Supported Oracle versions	<ul style="list-style-type: none"> Oracle client version: 12.2.0.2 Oracle server version: 19c

Type	SIMATIC WinCC Open Architecture V3.17
<i>PC hardware requirements ¹⁾</i>	
Processor type	Intel Pentium or equivalent
Minimum	Intel Pentium IV 1.6 GHz (or better) ²⁾³⁾
Recommended	<ul style="list-style-type: none"> Client: Intel Pentium IV/Core2/i3, 2 GHz ²⁾³⁾ Server: Intel Core i3 CPU Dual, 3 GHz ²⁾ Server large system ⁴⁾: Intel(R) Core(TM) i5/i7 CPU Dual / Quad, 3 GHz ²⁾³⁾
Work memory RAM	
Minimum	2 GB ²⁾
Recommended	<ul style="list-style-type: none"> Client: 2 GB ²⁾³⁾ Server: 8 GB ²⁾³⁾ Server large system: 16 GB ²⁾
Hard disk (available memory for installation)	
Minimum	HD with 800 MB available ²⁾
Recommended	Server large system with local logging: SCSI LVD Controller, WIDE SCSI / LVD HDD or comparable storage system with at least 500 MB of available space ²⁾
Screen and graphics card (TrueColor)	
Minimum	1024 x 768 ²⁾
Recommended	1280 x 1024 ²⁾
Mouse and keyboard	Mouse, keyboard
DVD drive	Possible for software installation, also via web installation or USB flash drive
Local power user rights	<ul style="list-style-type: none"> For installation For operation

- ¹⁾ For actual use in plants, the hardware requirements are largely dependent on the project size and the dynamic response of the process variables. Use the most rugged, high-quality hardware possible with corresponding functionalities such as redundant power supply units or RAID hard disks. WinCC OA supports dual and multi-processor mode and benefits significantly from the fact that each WinCC OA Manager can be assigned to one processor core as a system process. At the same time, however, it is important that the individual cores offer the highest possible performance (high clocking), since load-critical core processes such as the event manager run on exactly one core (for this reason, multi-core machines with many low-clocked cores are unsuitable for WinCC OA). As for RAM, CPU and HDD, the usual rule applies: more is better
- ²⁾ System requirements generally only refer to WinCC OA Version 3.16 under the supported versions of the Windows and Linux operating systems.
- ³⁾ A precondition for the minimum requirement is that the operating system used does not have any greater requirements itself
- ⁴⁾ With a large system it is essential that the system permits not only the highest data point numbers but also a high dynamic response.

HMI Software

SIMATIC WinCC OA

WinCC OA Software

SIMATIC WinCC OA Software V3.17

Technical specifications (continued)

WinCC OA is ideally suited for use in very large distributed systems.

The optimum design of such systems demands corresponding system knowledge of WinCC OA.

Due to the event-oriented processing, individual design parameters can be increased or reduced as necessary in actual applications.

Type	SIMATIC WinCC Open Architecture
Functionality/quantity structure	
Messages (quantity)	150,000 ²⁾
Message text (number of characters)	System-limited ¹⁾
Message archive	System-limited ¹⁾
Process values per message	1 process value + up to 32 alarm associated values per message
Constant load of messages, max.	500/s ²⁾
Message burst, max.	15,000/10 s every 5 min ²⁾
Archives	
Archive data points	Max. 250,000 per server ²⁾
Archive types	< 20 parallel archives, different retention period for each archive
Data storage format	Oracle or file system
Measured values per second, max.	Server/single-user station: 7,000/s ^{2) 3)}
User archive	
Archives	System-limited ¹⁾
Type	SIMATIC WinCC Open Architecture
Table size	System-limited by ORACLE database
Graphics system	
Number of screens	System-limited ¹⁾
Number of objects per screen	System-limited ¹⁾
Number of controllable fields per screen	System-limited ¹⁾
Process tags	< 750,000 per server ²⁾
User administration	
User accounts	< 4096
Configuration languages	3 (en, de, ru)
Runtime languages	40 (of which 8 Asian)
Multiple station system	
Server	< 2048 ^{2) 4)}
Number of clients	< 244 per server ^{2) 5)}

¹⁾ Dependent on the available storage space

²⁾ Dependent on the system configuration and the system load (due to the event-oriented architecture, the system load is essentially determined by the change rates of the values to be processed)

³⁾ By means of high-performance hardware configuration (one archiving cluster and approx. 120 distributed systems that archive parallel values in the cluster): 200,000 archived value changes per second

⁴⁾ Physical limit: <2048, in practice systems have already been implemented with up to 550 distributed systems

⁵⁾ Physical limit: < 244 clients per server, recommended: Max. 100 clients per server

More information

Additional information is available on the Internet at:

<http://www.siemens.com/wincc-open-architecture>

Overview

A WinCC OA Single Station or Single Operator Station is a compact WinCC OA server configuration which, in contrast to a regular WinCC OA server license, cannot be extended by additional I/Os or add-ons. Includes alarm messaging, extended trend, historical recording and SSL encryption.

Benefits

- Common configuration of frequently used services for small solutions
- Easy to order due to bundled product
- Simple basis for standardization through configuration options directly at the station
- Flexible use by offering open, widely used standards such as OPC and OPC UA

Application

For small, compact solutions, the single station configuration offers a quick ordering option without special requirements. Based on customer experience, this bundle was created to provide an optimal, yet open basis for simple, small solutions.

This bundle is not intended to be the basis for small stations in a system network, as there are no plans to expand for distributed systems or redundancy. A restriction to certain hardware types is not planned for this bundle. For certain hardware types, "Runtime packages" have therefore been put together, which offer further advantages when using Siemens hardware.

Design

Tags

The WinCC OA single station contains a maximum of 500 tags with the **Bit** and **Integer** data point types. In contrast to Server Basic licenses, Single Station licenses **cannot** be expanded with additional tag packages.

UIs

The Single Station license includes a Desktop UI license and a license for one WinCC OA OPERATOR device. More information on this can be found in the <User Interfaces> section

Drivers

A single station license contains technical licenses for S7 and S7 Plus (8 connections) drivers, as well as one OPC and one OPC UA client each. More information on drivers can be found in the <Drivers> section

Add-ons

Single stations include an OPC server and a WinCC OA web server. More information on options can be found in the <Add-ons> section

WinCC OA Para Single Station

The single station can additionally be extended by a development and parameter assignment license. The WinCC OA Para Single Station license contains a graphical editor including symbol catalogs, a script development environment and a test framework. An existing WinCC OA Single Station license is required for the purchase. When the Para Single Station license is procured, the UI contained in the single station package can be used either for parameterization or for operator control and display functions, but not for both at the same time. This special PARA license can only be ordered in conjunction with the single station package.

HMI Software

SIMATIC WinCC OA

WinCC OA Software V3.17

WinCC OA Single Station**Ordering data****Article No.****WinCC OA – Single Station**License for single operator station
with max. 500 tags (bit, integer)

- Single Station
- Single Station UPG
- Single Station SUS
- Single Station SMS

6AV6355-1AA31-7AA0**6AV6355-1CA31-7AA0****6AV6355-1DA31-7AA0****6AV6355-1FA31-7AA0****WinCC OA – Para Single Station**Development and parameter
assignment license for
WinCC OA single station

- Para Single Station
- Para Single Station UPG
- Para Single Station SUS
- Para Single Station SMS

6AV6355-1AA31-7AA1**6AV6355-1CA31-7AA1****6AV6355-1DA31-7AA1****6AV6355-1FA31-7AA1****More information**

Additional information is available on the Internet at:

<http://www.siemens.com/wincc-open-architecture>

Overview

WinCC OA Server

WinCC OA server licenses consist of two components – **Server Basic** and **Tag packages**.

The Server Basic license does **not** include external data connection (tags). These must be purchased for proper operation.

In contrast to previous versions, the new structure of the server licensing allows the distribution of tag packages. This possibility enables additive ordering of several tag packages on one server or separate ordering and moving of tag packages to different servers by the customer.

Benefits

- Individual adaptation to the needs of the project and the customer through different tag packages
- Customer-oriented options for moving packages as required
- Possibility to let the project grow with the requirements and to quickly expand it
- A basic set of common drivers already included in the basic package
- Expansion of server packages from single workstations to multi-server architectures

Application

Server packages are the basis of every WinCC OA project. Tags correspond to the previously communicated logic of the definition of I/Os where external communication is evaluated.

Starting from the server package, it must also be considered how the "service" contract and the "redundancy" of the systems are defined. More information about the maintenance agreement can be found under "Support".

The flexibility of the newly available tag packages as an assignment option for different servers facilitates planning of the overall project as well as customer-oriented design based on need and changes of the packages. This method makes it possible, for example, for customers to order new tag packages and assign them to servers in the project.

Due to the different sizes of the packages, there is also the possibility to implement solutions ranging from single stations to several 100 servers in a network.

The technical licenses included in the basic package can be viewed in detail in the license tool CodeMeter WebAdmin; accordingly, the included features do not need to be ordered separately. These technical licenses are part of the bundle and therefore not individually transferable to other containers. There are special overall solutions for specific devices – these "Runtime packages" include more services. These cannot be moved and extensions are not possible with these packages. Issuance of these special packages is always combined with the purchase of specific SIEMENS hardware. This is in addition to the license purchase – i.e. as an additional item in an order.

For small, standardized single station solutions, a (non-expandable) bundle product "Single Station" is also available, which offers advantages for our customers both in terms of price and simplified ordering.

Design

Server Basic includes alarm messaging, extended trend, historical recording and SSL encryption. Additional services are available as follows:

UIs

The WinCC OA Server Basic license includes **one** WinCC OA OPERATOR license; no UIs are included and must be ordered separately. More information on this can be found in the <User Interfaces> section.

Drivers

A Server Basic license contains technical licenses for S7 and S7 Plus (8 connections) drivers, as well as one OPC and one OPC UA client each. More information on drivers can be found in the <Drivers> section.

Add-ons

WinCC OA Server Basic includes a web server. More information on options can be found in the <Add-ons> section

Options required in addition can also be licensed, if the basic license allows it.

Tag packages (tags)

Tag packages are extensions of WinCC OA servers by a defined number of I/Os. WinCC OA defines an I/O as a data point element (DPE), the content of which is exchanged either via drivers (e.g. S7 driver communicates with a PLC), with other WinCC OA servers (distributed systems) or with other software systems. Internal data point elements, i.e. DPEs without communication to the outside, are not counted for the licensing.

For a redundant server configuration, both WinCC OA server licenses must be extended to the same number of tags. A tag extension can only be ordered within the same WinCC OA version. The packages on a server are counted cumulatively and can be expanded at a later point in time.

A single Tag Package cannot be split between several servers due to the license.

HMI Software

SIMATIC WinCC OA

WinCC OA Software V3.17

WinCC OA Server**Ordering data****Article No.****WinCC OA – Server Basic**

License for WinCC OA server without external data connection and UIs.

- Server Basic
- Server Basic UPG
- Server Basic SUS
- Server Basic SMS

6AV6355-1AA31-7BA0
6AV6355-1CA31-7BA0
6AV6355-1DA31-7BA0
6AV6355-1FA31-7BA0

WinCC OA – Tags

Extension of a WinCC OA server license by a fixed number of tags.

- 1k Tags
- 1k Tags UPG
- 1k Tags SUS
- 1k Tags SMS
- 3k Tags
- 3k Tags UPG
- 3k Tags SUS
- 3k Tags SMS
- 5k Tags
- 5k Tags UPG
- 5k Tags SUS
- 5k Tags SMS
- 10k Tags
- 10k Tags UPG
- 10k Tags SUS
- 10k Tags SMS
- 15k Tags
- 15k Tags UPG
- 15k Tags SUS
- 15k Tags SMS
- 25k Tags
- 25k Tags UPG
- 25k Tags SUS
- 25k Tags SMS
- 50k Tags
- 50k Tags UPG
- 50k Tags SUS
- 50k Tags SMS
- 75k Tags
- 75k Tags UPG
- 75k Tags SUS
- 75k Tags SMS
- 100k Tags
- 100k Tags UPG
- 100k Tags SUS
- 100k Tags SMS
- 150k Tags
- 150k Tags UPG
- 150k Tags SUS
- 150k Tags SMS
- 200k Tags
- 200k Tags UPG
- 200k Tags SUS
- 200k Tags SMS
- 250k Tags
- 250k Tags UPG
- 250k Tags SUS
- 250k Tags SMS
- Unlimited Tags
- Unlimited Tags UPG
- Unlimited Tags SUS
- Unlimited Tags SMS

6AV6355-1AA31-7BB0
6AV6355-1CA31-7BB0
6AV6355-1DA31-7BB0
6AV6355-1FA31-7BB0
6AV6355-1AA31-7BB1
6AV6355-1CA31-7BB1
6AV6355-1DA31-7BB1
6AV6355-1FA31-7BB1
6AV6355-1AA31-7BB2
6AV6355-1CA31-7BB2
6AV6355-1DA31-7BB2
6AV6355-1FA31-7BB2
6AV6355-1AA31-7BB3
6AV6355-1CA31-7BB3
6AV6355-1DA31-7BB3
6AV6355-1FA31-7BB3
6AV6355-1AA31-7BB4
6AV6355-1CA31-7BB4
6AV6355-1DA31-7BB4
6AV6355-1FA31-7BB4
6AV6355-1AA31-7BB5
6AV6355-1CA31-7BB5
6AV6355-1DA31-7BB5
6AV6355-1FA31-7BB5
6AV6355-1AA31-7BB6
6AV6355-1CA31-7BB6
6AV6355-1DA31-7BB6
6AV6355-1FA31-7BB6
6AV6355-1AA31-7BB7
6AV6355-1CA31-7BB7
6AV6355-1DA31-7BB7
6AV6355-1FA31-7BB7
6AV6355-1AA31-7BB8
6AV6355-1CA31-7BB8
6AV6355-1DA31-7BB8
6AV6355-1FA31-7BB8
6AV6355-1AA31-7BC0
6AV6355-1CA31-7BC0
6AV6355-1DA31-7BC0
6AV6355-1FA31-7BC0
6AV6355-1AA31-7BC1
6AV6355-1CA31-7BC1
6AV6355-1DA31-7BC1
6AV6355-1FA31-7BC1
6AV6355-1AA31-7BC2
6AV6355-1CA31-7BC2
6AV6355-1DA31-7BC2
6AV6355-1FA31-7BC2
6AV6355-1AA31-7BC3
6AV6355-1CA31-7BC3
6AV6355-1DA31-7BC3
6AV6355-1FA31-7BC3

More information

Additional information is available on the Internet at:

<http://www.siemens.com/wincc-open-architecture>

Overview

WinCC OA User Interfaces

User interfaces (UIs) form the interface between software and user.

WinCC Open Architecture offers a variety of such interfaces: On the one hand for creating panel files, logic operations, libraries and much more in the form of a graphical editor (GED), for data point configurations and value management on the other hand (PARA).

The internal, general module (Vision) offers a simple possibility for user interfaces at operator stations (operator stations, workstation stations). The user interface serves to display values, issue commands or track alarms in the alarm list. Trends and reports are also usually part of the UI. From a programming viewpoint, the user interaction in WinCC OA is completely isolated from the background processing – it is merely a view of the data of the current process image or the history.

UIs on a server are counted cumulatively and can be expanded at a later point in time by purchasing additional UI licenses.

UI packages cannot be split between several servers due to license restrictions.

Benefits

The editor tools offer possibilities for self-administration that can be quickly realized:

- Simple creation and adoption of existing elements of a user interface
- Graphical project administration, integration of existing libraries and configuration of different view variants (Content Management System, Standard-based, Shop View, language switching in runtime and much more)
- Simple parameter assignment and instantiation of data points (DP) and DP groups
- Basic license for bulk recordings and multi-user configuration.

The various client versions for operating stations offer decisive added value:

- Native clients for operator stations with extended possibilities
- Operation independent of operating system and identical look and feel of the user interfaces
- App download via Google Play or App Store
- Integration of security mechanisms (encryption, user notes, Audit Trails, authentication, user management, device releases) in remote units
- Web clients (ULC UX) as an alternative without mandatory installation on the terminals

Application

User interfaces provide the optimal interface between human and machine through visual support. There is a wide range of reasons for their use.

Thanks to the extensive set of different connection options and the possibility of using modern layout tools as well as state-of-the-art extensions and the embedding of 3rd party components, WinCC OA offers the perfect basis for the most modern monitoring and control solutions, ranging from mobile phone apps to monitor walls in centralized control rooms. Thanks to the secure connection via the Internet, nothing stands in the way of opening important displays via a standard web browser.

Active user interfaces are licensed at the same time for a solution. It may make sense to plan specific measures to increase performance above a certain scale – depending on the number, content, value quantity, rate of change and role of the operator stations.

HMI Software

SIMATIC WinCC OA

WinCC OA Software V3.17

WinCC OA User Interfaces**Design**Desktop UI

Operator station license for extending an existing WinCC OA server license. Simultaneous connections from active desktop UIs are counted. Packages are counted cumulatively.

UltraLightClient User eXperience (ULC UX)

Licenses for UltraLightClient User eXperience web clients to extend an existing WinCC OA server license. Simultaneous connections from active ULC UX clients are counted. Supports a subset of the Desktop UI functionality. Packages are counted cumulatively. Available in standard or REDU version.

Mobile UI

License for WinCC OA Mobile App for iOS or Android, to extend an existing WinCC OA server license. The supported Android and iOS versions can be found in the respective App Store. Simultaneous connections from active mobile apps are counted. Packages are counted cumulatively. Available in standard or REDU version.

Operator App

License for connecting an Operator app (for iOS) to a WinCC OA server. SSL secured connection. Measured values and alarms can be queried, commands and acknowledgments can be sent. Configuration is performed in WinCC OA via a wizard. Each device must be assigned a license on the server. The Operator app can be obtained free of charge from the App Store.

Para

Development and parameter assignment license for WinCC OA server with graphical editor (incl. symbol catalogs), script development environment and test framework. Requires WinCC OA Server Basic license. The parameterization package does not occupy an existing UI license in the server configuration. Parameterization during runtime is possible.

Available in standard, REDU or remote version.

REDU

Desktop UI, ULC UX, Mobile UI and Para have a REDU option in addition to the standard version. When creating a redundant system, the REDU option (x2) must be obtained for the desired UIs. More detailed information can be found under "Redundancy" in the "Add-ons" section.

Ordering data**Article No.****WinCC OA – Desktop UI**

Operator station licenses for extending a WinCC OA server.

- 1 Desktop UI
- 1 Desktop UI UPG
- 1 Desktop UI SUS
- 1 Desktop UI SMS
- 10 Desktop UI
- 10 Desktop UI UPG
- 10 Desktop UI SUS
- 10 Desktop UI SMS
- 25 Desktop UI
- 25 Desktop UI UPG
- 25 Desktop UI SUS
- 25 Desktop UI SMS
- 50 Desktop UI
- 50 Desktop UI UPG
- 50 Desktop UI SUS
- 50 Desktop UI SMS
- 100 Desktop UI
- 100 Desktop UI UPG
- 100 Desktop UI SUS
- 100 Desktop UI SMS

6AV6355-1AA31-7CA0
6AV6355-1CA31-7CA0
6AV6355-1DA31-7CA0
6AV6355-1FA31-7CA0
6AV6355-1AA31-7CA1
6AV6355-1CA31-7CA1
6AV6355-1DA31-7CA1
6AV6355-1FA31-7CA1
6AV6355-1AA31-7CA2
6AV6355-1CA31-7CA2
6AV6355-1DA31-7CA2
6AV6355-1FA31-7CA2
6AV6355-1AA31-7CA3
6AV6355-1CA31-7CA3
6AV6355-1DA31-7CA3
6AV6355-1FA31-7CA3
6AV6355-1AA31-7CA4
6AV6355-1CA31-7CA4
6AV6355-1DA31-7CA4
6AV6355-1FA31-7CA4

WinCC OA – Desktop UI REDU

Operator station licenses for extending a WinCC OA REDU server.

- 1 Desktop UI REDU
- 1 Desktop UI REDU UPG
- 1 Desktop UI REDU SUS
- 1 Desktop UI REDU SMS
- 10 Desktop UI REDU
- 10 Desktop UI REDU UPG
- 10 Desktop UI REDU SUS
- 10 Desktop UI REDU SMS
- 25 Desktop UI REDU
- 25 Desktop UI REDU UPG
- 25 Desktop UI REDU SUS
- 25 Desktop UI REDU SMS
- 50 Desktop UI REDU
- 50 Desktop UI REDU UPG
- 50 Desktop UI REDU SUS
- 50 Desktop UI REDU SMS
- 100 Desktop UI REDU
- 100 Desktop UI REDU UPG
- 100 Desktop UI REDU SUS
- 100 Desktop UI REDU SMS

6AV6355-1AA31-7CB0
6AV6355-1CA31-7CB0
6AV6355-1DA31-7CB0
6AV6355-1FA31-7CB0
6AV6355-1AA31-7CB1
6AV6355-1CA31-7CB1
6AV6355-1DA31-7CB1
6AV6355-1FA31-7CB1
6AV6355-1AA31-7CB2
6AV6355-1CA31-7CB2
6AV6355-1DA31-7CB2
6AV6355-1FA31-7CB2
6AV6355-1AA31-7CB3
6AV6355-1CA31-7CB3
6AV6355-1DA31-7CB3
6AV6355-1FA31-7CB3
6AV6355-1AA31-7CB4
6AV6355-1CA31-7CB4
6AV6355-1DA31-7CB4
6AV6355-1FA31-7CB4

Ordering data	Article No.	Ordering data	Article No.
<p>WinCC OA – ULC UX</p> <p>Licenses for UltraLightClient User eXperience web clients.</p> <ul style="list-style-type: none"> • 1 ULC UX • 1 ULC UX UPG • 1 ULC UX SUS • 1 ULC UX SMS • 10 ULC UX • 10 ULC UX UPG • 10 ULC UX SUS • 10 ULC UX SMS • 25 ULC UX • 25 ULC UX UPG • 25 ULC UX SUS • 25 ULC UX SMS • 50 ULC UX • 50 ULC UX UPG • 50 ULC UX SUS • 50 ULC UX SMS • 100 ULC UX • 100 ULC UX UPG • 100 ULC UX SUS • 100 ULC UX SMS 	<p>6AV6355-1AA31-7CC0</p> <p>6AV6355-1CA31-7CC0</p> <p>6AV6355-1DA31-7CC0</p> <p>6AV6355-1FA31-7CC0</p> <p>6AV6355-1AA31-7CC1</p> <p>6AV6355-1CA31-7CC1</p> <p>6AV6355-1DA31-7CC1</p> <p>6AV6355-1FA31-7CC1</p> <p>6AV6355-1AA31-7CC2</p> <p>6AV6355-1CA31-7CC2</p> <p>6AV6355-1DA31-7CC2</p> <p>6AV6355-1FA31-7CC2</p> <p>6AV6355-1AA31-7CC3</p> <p>6AV6355-1CA31-7CC3</p> <p>6AV6355-1DA31-7CC3</p> <p>6AV6355-1FA31-7CC3</p> <p>6AV6355-1AA31-7CC4</p> <p>6AV6355-1CA31-7CC4</p> <p>6AV6355-1DA31-7CC4</p> <p>6AV6355-1FA31-7CC4</p>	<p>WinCC OA – Mobile</p> <p>Licenses for WinCC OA Mobile App for iOS or Android.</p> <ul style="list-style-type: none"> • 1 Mobile • 1 Mobile UPG • 1 Mobile SUS • 1 Mobile SMS • 10 Mobiles • 10 Mobiles UPG • 10 Mobiles SUS • 10 Mobiles SMS • 25 Mobiles • 25 Mobiles UPG • 25 Mobiles SUS • 25 Mobiles SMS • 50 Mobiles • 50 Mobiles UPG • 50 Mobiles SUS • 50 Mobiles SMS • 100 Mobiles • 100 Mobiles UPG • 100 Mobiles SUS • 100 Mobiles SMS 	<p>6AV6355-1AA31-7CE0</p> <p>6AV6355-1CA31-7CE0</p> <p>6AV6355-1DA31-7CE0</p> <p>6AV6355-1FA31-7CE0</p> <p>6AV6355-1AA31-7CE1</p> <p>6AV6355-1CA31-7CE1</p> <p>6AV6355-1DA31-7CE1</p> <p>6AV6355-1FA31-7CE1</p> <p>6AV6355-1AA31-7CE2</p> <p>6AV6355-1CA31-7CE2</p> <p>6AV6355-1DA31-7CE2</p> <p>6AV6355-1FA31-7CE2</p> <p>6AV6355-1AA31-7CE3</p> <p>6AV6355-1CA31-7CE3</p> <p>6AV6355-1DA31-7CE3</p> <p>6AV6355-1FA31-7CE3</p> <p>6AV6355-1AA31-7CE4</p> <p>6AV6355-1CA31-7CE4</p> <p>6AV6355-1DA31-7CE4</p> <p>6AV6355-1FA31-7CE4</p>
<p>WinCC OA – ULC UX REDU</p> <p>Licenses for UltraLightClient User eXperience web clients for REDU Server.</p> <ul style="list-style-type: none"> • 1 ULC UX REDU • 1 ULC UX REDU UPG • 1 ULC UX REDU SUS • 1 ULC UX REDU SMS • 10 ULC UX REDU • 10 ULC UX REDU UPG • 10 ULC UX REDU SUS • 10 ULC UX REDU SMS • 25 ULC UX REDU • 25 ULC UX REDU UPG • 25 ULC UX REDU SUS • 25 ULC UX REDU SMS • 50 ULC UX REDU • 50 ULC UX REDU UPG • 50 ULC UX REDU SUS • 50 ULC UX REDU SMS • 100 ULC UX REDU • 100 ULC UX REDU UPG • 100 ULC UX REDU SUS • 100 ULC UX REDU SMS 	<p>6AV6355-1AA31-7CD0</p> <p>6AV6355-1CA31-7CD0</p> <p>6AV6355-1DA31-7CD0</p> <p>6AV6355-1FA31-7CD0</p> <p>6AV6355-1AA31-7CD1</p> <p>6AV6355-1CA31-7CD1</p> <p>6AV6355-1DA31-7CD1</p> <p>6AV6355-1FA31-7CD1</p> <p>6AV6355-1AA31-7CD2</p> <p>6AV6355-1CA31-7CD2</p> <p>6AV6355-1DA31-7CD2</p> <p>6AV6355-1FA31-7CD2</p> <p>6AV6355-1AA31-7CD3</p> <p>6AV6355-1CA31-7CD3</p> <p>6AV6355-1DA31-7CD3</p> <p>6AV6355-1FA31-7CD3</p> <p>6AV6355-1AA31-7CD4</p> <p>6AV6355-1CA31-7CD4</p> <p>6AV6355-1DA31-7CD4</p> <p>6AV6355-1FA31-7CD4</p>	<p>WinCC OA – Mobile REDU</p> <p>Licenses for WinCC OA Mobile App for iOS or Android for REDU Server.</p> <ul style="list-style-type: none"> • 1 Mobile REDU • 1 Mobile REDU UPG • 1 Mobile REDU SUS • 1 Mobile REDU SMS • 10 Mobiles REDU • 10 Mobiles REDU UPG • 10 Mobiles REDU SUS • 10 Mobiles REDU SMS • 25 Mobiles REDU • 25 Mobiles REDU UPG • 25 Mobiles REDU SUS • 25 Mobiles REDU SMS • 50 Mobiles REDU • 50 Mobiles REDU UPG • 50 Mobiles REDU SUS • 50 Mobiles REDU SMS • 100 Mobiles REDU • 100 Mobiles REDU UPG • 100 Mobiles REDU SUS • 100 Mobiles REDU SMS 	<p>6AV6355-1AA31-7CF0</p> <p>6AV6355-1CA31-7CF0</p> <p>6AV6355-1DA31-7CF0</p> <p>6AV6355-1FA31-7CF0</p> <p>6AV6355-1AA31-7CF1</p> <p>6AV6355-1CA31-7CF1</p> <p>6AV6355-1DA31-7CF1</p> <p>6AV6355-1FA31-7CF1</p> <p>6AV6355-1AA31-7CF2</p> <p>6AV6355-1CA31-7CF2</p> <p>6AV6355-1DA31-7CF2</p> <p>6AV6355-1FA31-7CF2</p> <p>6AV6355-1AA31-7CF3</p> <p>6AV6355-1CA31-7CF3</p> <p>6AV6355-1DA31-7CF3</p> <p>6AV6355-1FA31-7CF3</p> <p>6AV6355-1AA31-7CF4</p> <p>6AV6355-1CA31-7CF4</p> <p>6AV6355-1DA31-7CF4</p> <p>6AV6355-1FA31-7CF4</p>

HMI Software

SIMATIC WinCC OA

WinCC OA Software V3.17

WinCC OA User Interfaces**Ordering data****Article No.****WinCC OA – Operator**

License for connecting an operator app to a WinCC OA server.

• 1 Device	6AV6355-1AA31-7CG0
• 1 Device UPG	6AV6355-1CA31-7CG0
• 1 Device SUS	6AV6355-1DA31-7CG0
• 1 Device SMS	6AV6355-1FA31-7CG0
• 3 Devices	6AV6355-1AA31-7CG1
• 3 Devices UPG	6AV6355-1CA31-7CG1
• 3 Devices SUS	6AV6355-1DA31-7CG1
• 3 Devices SMS	6AV6355-1FA31-7CG1
• 10 Devices	6AV6355-1AA31-7CG2
• 10 Devices UPG	6AV6355-1CA31-7CG2
• 10 Devices SUS	6AV6355-1DA31-7CG2
• 10 Devices SMS	6AV6355-1FA31-7CG2
• 25 Devices	6AV6355-1AA31-7CG3
• 25 Devices UPG	6AV6355-1CA31-7CG3
• 25 Devices SUS	6AV6355-1DA31-7CG3
• 25 Devices SMS	6AV6355-1FA31-7CG3
• 50 Devices	6AV6355-1AA31-7CG4
• 50 Devices UPG	6AV6355-1CA31-7CG4
• 50 Devices SUS	6AV6355-1DA31-7CG4
• 50 Devices SMS	6AV6355-1FA31-7CG4

WinCC OA – Para Standard

Development and parameter assignment license for WinCC OA server.

• Para Standard	6AV6355-1AA31-7CH0
• Para Standard UPG	6AV6355-1CA31-7CH0
• Para Standard SUS	6AV6355-1DA31-7CH0
• Para Standard SMS	6AV6355-1FA31-7CH0

WinCC OA – Para Standard REDU

Development and parameter assignment license for WinCC OA REDU server.

• Para Standard REDU	6AV6355-1AA31-7CH1
• Para Standard REDU UPG	6AV6355-1CA31-7CH1
• Para Standard REDU SUS	6AV6355-1DA31-7CH1
• Para Standard REDU SMS	6AV6355-1FA31-7CH1

WinCC OA – Para Remote

Remote development and parameter assignment license for WinCC OA server.

• Para Remote	6AV6355-1AA31-7CH2
• Para Remote UPG	6AV6355-1CA31-7CH2
• Para Remote SUS	6AV6355-1DA31-7CH2
• Para Remote SMS	6AV6355-1FA31-7CH2

Additional information is available on the Internet at:

<http://www.siemens.com/wincc-open-architecture>

Overview

WinCC OA Drivers

In WinCC OA, drivers handle communication with the control and field level.

Since numerous and very different forms of communication are possible with the PLCs or telecontrol nodes, there are several different drivers that can be selected.

The PLC used or the associated communication bus determines which WinCC OA driver is to be used.

The driver reads current states, measured or counted values from the field and, in the other direction, directs commands and setpoints to the lower-level controllers.

Benefits

- Simple connection of devices with various protocols
- Open system with possibilities for flexible expansion
- Different devices can be addressed in a project
- Platform-independent support of different control systems
- Everything in one system, from serial ports to cloud connectivity

Application

Due to the high number of drivers, WinCC OA is suitable for complex projects and especially for retrofitting existing systems.

In addition to proven Siemens standards and generally used open standards such as OPC UA or MQTT, special industry standards such as IEC 61400 and IEC 104 are also supported.

Function

Several different drivers can run simultaneously on one server in WinCC OA. Data transmission can be event-based or polled in scan cycles.

Pre-processing of data is included:

- Scaling/conversion in both directions
- Type transformations
- Smoothing (value, time, noise reduction, etc.)
- Optimized reading: "Poll on use mechanisms"
- With certain drivers, different polling groups and corresponding time-shifted polling times can be desynchronized (Sync on sec) for better load distribution on the managers.

Time stamping can be obtained from the I/O.

Resolution up to 1 ms for value storage.

Regular retrieval and processing of values is based on driver-specific time periods.

Protocol	Description
S7	Includes drivers for unlimited connection of S7-3xx and S7-4xx controllers. S7-12xx and S7-15xx controllers can be connected for a limited time (8, 64 or 512 connections). Connection of Open Controller, PLC-Sim, symbolic addressing, all protection levels and browsing of TIA Portal projects and online browsing of S7-1xxx controllers.
PROFINET	Driver for connecting automation devices that support this fieldbus. Requires a compatible PROFINET network adapter (e.g. CP1616) and enables consistent communication from the PLC to the SCADA system without protocol break.
PROFIsafe	Supports the safety-related PROFIsafe protocol. Requires a compatible PROFINET network adapter (e.g. CP1616). This license also includes the operation of PROFINET.
DNP3	The DNP3 (Distributed Network Protocol 3) driver is an open, rugged and modern protocol with characteristics and strengths similar to the IEC driver. The transfer of any number of frames with different data types takes place between the WinCC OA system (Master) and the remote stations (Slave). Available in packages of 100 or 1000 device connections.
IEC 60870 101, 104	IEC drivers are standardized telecontrol drivers that can process proprietary frames. IEC stands for International Electrotechnical Commission, the international standardization committee for electrical engineering. <ul style="list-style-type: none"> • IEC 60870-5-104 for data exchange via TCP/IP • IEC 60870-5-101 for serial connection

Function (continued)

IEC 61850/61400	<p>IEC 61850 and IEC 61400 clients define an architecture that covers special needs in substation automation. As a driver for medium and high voltage technology, it defines a data model and the communication services for interaction with and between the elements of a substation, such as power supply units, circuit breakers, protective devices etc. A description language and a system configuration language (SCL) have been defined for technical purposes.</p> <p>Consists of the IEC 61850 driver (client – according to IEC 61850 Standard Part 7 & Part 8 Edition 2 & IEC 61400-25) and the IEC 61850/61400 browser.</p>	SNMP	<p>SNMP (Simple Network Management Protocol) is a protocol for monitoring network elements (servers, workstations, routers, switches, hubs, etc.) and their functions. It supports SNMP V1, V2 and V3.</p>
SAIA S-Bus	<p>The SAIA S-Bus driver is a serial driver that natively supports the SAIA S-Bus for connecting SAIA PCD control devices to WinCC OA projects.</p>	Cerberus	<p>Cerberus/ DMS7000 is a fire, intrusion and gas alarm system from Siemens. The Cerberus driver guarantees communication to and from the central fire alarm systems and building security facilities in the event of a fire, gas or intruder alarm.</p> <p>Communication is realized via C-Bus (Cer-Ban) using the serial interface RS232 (MK 7022).</p> <p>This option is not available for Linux.</p>
SAIA S-Bus	<p>The SAIA S-Bus driver is a serial driver that natively supports the SAIA S-Bus for connecting SAIA PCD control devices to WinCC OA projects.</p>	EIP (Ethernet/IP)	<p>Ethernet/IP is used for communication with several PLC generations and families from Rockwell Automation / Allen Bradley. The protocol is part of the application layer and is based on the standard TCP/IP network protocol.</p>
TLS	<p>The TLS standard (Technische Lieferbedingungen für Streckenstationen – Technical Delivery Conditions for Remote Stations) defines the use and setup of traffic control systems in Austria. The WinCC OA TLS gateway is designed for communication with TLS-compliant devices. The gateway takes over the complete communication by providing the corresponding values according to the TLS standard or by reacting to their reception. The TLS gateway obtains its parameters via configuration files that define the operating mode and TLS terminals.</p>	Omron FINS	<p>Driver for connection to Omron external control.</p>
SSI	<p>The SSI (Synchronous Serial Interface) driver is used to connect SAT telecontrol systems. The data is exchanged via the LAN (Ethernet, IEEE 802.3); the frame formats used are the SSI formats defined by SAT. The SK 1703 telecontrol components with a suitable communication card (KE/ET) are supported.</p>	OPC UA Client	<p>OPC UA Client allows access to process data and alarms from an OPC UA server, according to the OPC Foundation standard.</p>
Modbus	<p>Modbus TCP is based on the serial Modbus protocol (as part of IEC 61158), which was adapted for TCP/IP. The Modbus TCP driver can also be used for Modbus TCP or UNICOS.</p>	OPC Client	<p>OPC (OLE for Process Control) is the use of OLE/COM technology for process control systems. The WinCC OA OPC Client (DA, HDA & A&E) allows access to process data and alarms of an OPC server, according to the specifications of the OPC Foundation.</p>
RK512	<p>Serial driver for coupling via the RK512 protocol to the internal memory area of a SIEMENS S5 controller.</p>	MQTT	<p>MQTT (Message Queuing Telemetry Transport) is a message protocol based on TCP/IP and is intended for communication in networks with limited bandwidth. An MQTT communication network consists of at least one server (broker) and several clients. A client can either publish data or subscribe to data. Communication is therefore based on the publish/subscribe principle.</p> <p>The MQTT license allows the coupling of a WinCC OA server with a MQTT broker for simplified data exchange with other smart devices (sensors or actuators) or for simple cloud connection (AWS, Azure, etc.).</p> <p>The MQTT Broker is not included in the license!</p>
SINAUT	<p>SINAUT (Siemens Network AUTomation) is a communication protocol for automated monitoring and control of remote process stations on the basis of SIMATIC S7. Communication takes place via TCP/IP. Available in packages of 50 or 250 device connections.</p>	Customer Interfaces	<p>On request, additional interfaces can be provided against specification and corresponding product planning or developed by the customer. A corresponding interface must be taken into account and ordered for the license configuration.</p>

Further drivers on request or via C++ API

Ordering data	Article No.	Ordering data	Article No.
WinCC OA – Driver S7 Unlimited connection of S7-3xx and S7-4xx, Limited connection of S7-12xx and S7-15xx (options for max. 8, 64, 512) <ul style="list-style-type: none"> • Driver S7 • Driver S7 UPG • Driver S7 SUS • Driver S7 SMS • Driver S7 64 • Driver S7 64 UPG • Driver S7 64 SUS • Driver S7 64 SMS • Driver S7 512 • Driver S7 512 UPG • Driver S7 512 SUS • Driver S7 512 SMS 	6AV6355-1AA31-7DA0 6AV6355-1CA31-7DA0 6AV6355-1DA31-7DA0 6AV6355-1FA31-7DA0 6AV6355-1AA31-7DA1 6AV6355-1CA31-7DA1 6AV6355-1DA31-7DA1 6AV6355-1FA31-7DA1 6AV6355-1AA31-7DA2 6AV6355-1CA31-7DA2 6AV6355-1DA31-7DA2 6AV6355-1FA31-7DA2	WinCC OA – Driver IEC 104 TCP/IP drivers according to IEC 60870-5-104 <ul style="list-style-type: none"> • Driver IEC 104 • Driver IEC 104 UPG • Driver IEC 104 SUS • Driver IEC 104 SMS 	6AV6355-1AA31-7DC1 6AV6355-1CA31-7DC1 6AV6355-1DA31-7DC1 6AV6355-1FA31-7DC1
WinCC OA – Driver PROFINET Connection of PROFINET-compatible devices. Required PROFINET network adapter <ul style="list-style-type: none"> • Driver PROFINET • Driver PROFINET UPG • Driver PROFINET SUS • Driver PROFINET SMS 	6AV6355-1AA31-7DA4 6AV6355-1CA31-7DA4 6AV6355-1DA31-7DA4 6AV6355-1FA31-7DA4	WinCC OA – Driver IEC 61850/61400 Medium- and high-voltage technology drivers according to IEC 61850. Consists of IEC 61850 driver and IEC 61850/61400 browser <ul style="list-style-type: none"> • Driver IEC 61850/61400 • Driver IEC 61850/61400 UPG • Driver IEC 61850/61400 SUS • Driver IEC 61850/61400 SMS 	6AV6355-1AA31-7DC2 6AV6355-1CA31-7DC2 6AV6355-1DA31-7DC2 6AV6355-1FA31-7DC2
WinCC OA – Driver PROFIsafe Safety-related PROFIsafe protocol. Required PROFINET network adapter. Includes operation of PROFINET. <ul style="list-style-type: none"> • Driver PROFIsafe • Driver PROFIsafe UPG • Driver PROFIsafe SUS • Driver PROFIsafe SMS 	6AV6355-1AA31-7DA5 6AV6355-1CA31-7DA5 6AV6355-1DA31-7DA5 6AV6355-1FA31-7DA5	WinCC OA – Driver SAIA S-Bus Serial driver for native SAIA S-bus support <ul style="list-style-type: none"> • Driver SAIA S-Bus • Driver SAIA S-Bus UPG • Driver SAIA S-Bus SUS • Driver SAIA S-Bus SMS 	6AV6355-1AA31-7DC3 6AV6355-1CA31-7DC3 6AV6355-1DA31-7DC3 6AV6355-1FA31-7DC3
WinCC OA – BACnet Use of BACnet drivers, diagnostics, BACnet engineering environment (BACnet object library (incl. faceplates), BACnet browser, EDE tool, EDE file interface) <ul style="list-style-type: none"> • BACnet • BACnet UPG • BACnet SUS • BACnet SMS 	6AV6355-1AA31-7EB0 6AV6355-1CA31-7EB0 6AV6355-1DA31-7EB0 6AV6355-1FA31-7EB0	WinCC OA – Driver TLS TLS gateway for setting up traffic control systems in Austria. <ul style="list-style-type: none"> • Driver TLS • Driver TLS UPG • Driver TLS SUS • Driver TLS SMS 	6AV6355-1AA31-7DC4 6AV6355-1CA31-7DC4 6AV6355-1DA31-7DC4 6AV6355-1FA31-7DC4
WinCC OA – Driver DNP3 Connection of WinCC OA server with devices via DNP3 protocol. (Options for max. 100, 1 000) <ul style="list-style-type: none"> • Driver DNP3 100 • Driver DNP3 100 UPG • Driver DNP3 100 SUS • Driver DNP3 100 SMS • Driver DNP3 1000 • Driver DNP3 1000 UPG • Driver DNP3 1000 SUS • Driver DNP3 1000 SMS 	6AV6355-1AA31-7DB0 6AV6355-1CA31-7DB0 6AV6355-1DA31-7DB0 6AV6355-1FA31-7DB0 6AV6355-1AA31-7DB1 6AV6355-1CA31-7DB1 6AV6355-1DA31-7DB1 6AV6355-1FA31-7DB1	WinCC OA – Driver SSI Synchronous Serial Interface, driver for Ethernet communication via satellite telecontrol components. <ul style="list-style-type: none"> • Driver SSI • Driver SSI UPG • Driver SSI SUS • Driver SSI SMS 	6AV6355-1AA31-7DC5 6AV6355-1CA31-7DC5 6AV6355-1DA31-7DC5 6AV6355-1FA31-7DC5
WinCC OA – Driver IEC 101 Serial driver according to IEC 60870-5-101 <ul style="list-style-type: none"> • Driver IEC 101 • Driver IEC 101 UPG • Driver IEC 101 SUS • Driver IEC 101 SMS 	6AV6355-1AA31-7DC0 6AV6355-1CA31-7DC0 6AV6355-1DA31-7DC0 6AV6355-1FA31-7DC0	WinCC OA – Driver Modbus Driver for the Modbus TCP standard (as part of IEC 61158) <ul style="list-style-type: none"> • Driver Modbus • Driver Modbus UPG • Driver Modbus SUS • Driver Modbus SMS 	6AV6355-1AA31-7DD0 6AV6355-1CA31-7DD0 6AV6355-1DA31-7DD0 6AV6355-1FA31-7DD0
		WinCC OA – Driver RK512 Serial driver for connecting to internal memory of SIEMENS S5 via RK512 protocol <ul style="list-style-type: none"> • Driver RK512 • Driver RK512 UPG • Driver RK512 SUS • Driver RK512 SMS 	6AV6355-1AA31-7DE0 6AV6355-1CA31-7DE0 6AV6355-1DA31-7DE0 6AV6355-1FA31-7DE0
		WinCC OA – Driver SINAUT Siemens Network AUTomation for connection via SINAUT protocol. (Options for max. 50, 250) <ul style="list-style-type: none"> • Driver SINAUT 50 • Driver SINAUT 50 UPG • Driver SINAUT 50 SUS • Driver SINAUT 50 SMS • Driver SINAUT 250 • Driver SINAUT 250 UPG • Driver SINAUT 250 SUS • Driver SINAUT 250 SMS 	6AV6355-1AA31-7DF0 6AV6355-1CA31-7DF0 6AV6355-1DA31-7DF0 6AV6355-1FA31-7DF0 6AV6355-1AA31-7DF1 6AV6355-1CA31-7DF1 6AV6355-1DA31-7DF1 6AV6355-1FA31-7DF1

HMI Software

SIMATIC WinCC OA

WinCC OA Software V3.17

WinCC OA Drivers**Ordering data****Article No.****WinCC OA – Driver SNMP**

Simple Network Management Protocol driver for network monitoring. Supports SNMP up to version V3

- Driver SNMP
- Driver SNMP UPG
- Driver SNMP SUS
- Driver SNMP SMS

6AV6355-1AA31-7DG0
6AV6355-1CA31-7DG0
6AV6355-1DA31-7DG0
6AV6355-1FA31-7DG0

WinCC OA – Driver Cerberus

For coupling with Siemens fire alarm system DMS7000/Cerberus.

- Driver Cerberus
- Driver Cerberus UPG
- Driver Cerberus SUS
- Driver Cerberus SMS

6AV6355-1AA31-7DH0
6AV6355-1CA31-7DH0
6AV6355-1DA31-7DH0
6AV6355-1FA31-7DH0

WinCC OA – Driver EIP

Ethernet/IP driver for the connection of external controllers (e.g. Allen Bradley, etc.)

- Driver EIP
- Driver EIP UPG
- Driver EIP SUS
- Driver EIP SMS

6AV6355-1AA31-7DJ0
6AV6355-1CA31-7DJ0
6AV6355-1DA31-7DJ0
6AV6355-1FA31-7DJ0

WinCC OA – Driver Omron FINS

Omron FINS driver for connection to Omron controllers

- Driver Omron FINS
- Driver Omron FINS UPG
- Driver Omron FINS SUS
- Driver Omron FINS SMS

6AV6355-1AA31-7DJ1
6AV6355-1CA31-7DJ1
6AV6355-1DA31-7DJ1
6AV6355-1FA31-7DJ1

Article No.**WinCC OA – Driver OPC UA Client**

Allows access to process data and alarms of an OPC UA server (DA, HDA, A&C, etc.)

- Driver OPC UA Client
- Driver OPC UA Client UPG
- Driver OPC UA Client SUS
- Driver OPC UA Client SMS

6AV6355-1AA31-7DK0
6AV6355-1CA31-7DK0
6AV6355-1DA31-7DK0
6AV6355-1FA31-7DK0

WinCC OA – Driver OPC Client

Allows access to process data and alarms of an OPC server (DA, HDA & A&E)

- Driver OPC Client
- Driver OPC Client UPG
- Driver OPC Client SUS
- Driver OPC Client SMS

6AV6355-1AA31-7DK1
6AV6355-1CA31-7DK1
6AV6355-1DA31-7DK1
6AV6355-1FA31-7DK1

WinCC OA – Driver MQTT Client

Coupling of WinCC OA server with an MQTT Broker (not included)

- Driver MQTT Client
- Driver MQTT Client UPG
- Driver MQTT Client SUS
- Driver MQTT Client SMS

6AV6355-1AA31-7DK2
6AV6355-1CA31-7DK2
6AV6355-1DA31-7DK2
6AV6355-1FA31-7DK2

Additional information is available on the Internet at:

<http://www.siemens.com/wincc-open-architecture>

Overview

The WinCC Open Architecture basic software forms the core for many modular extensions.

These functional extensions are available in the form of WinCC Open Architecture add-ons.

- RDB, DB Logger, CommCenter, Custom Component, Dist System, Redundancy, Disaster Recovery System (DRS), Secure Map, Maintenance, OPC UA Server, MindSphere, Modbus Server, OPC Server, Recipe, Report, Scheduler, Web Server
- SmartSCADA
 - SmartSCADA Toolbox
 - SmartSCADA KPI extension
 - SmartSCADAAnalytics
- Video
 - Video Light
 - Video Basic
 - Video Display
 - Video Sources

Benefits

- Extensive range of additional services
- Add-ons based on customer requests: Optimally integrated through cooperation and years of experience
- Maintenance of the integrated product components is guaranteed with the product maintenance (according to maintenance contract conditions)
- Extensions to increase stability and security in the overall solution

Function

Add-on	Task
RDB	Relational database add-on for connecting an Oracle database to a WinCC OA server. Oracle licenses are not included in this license, but must be ordered separately. Requires one license per server.
DB Logger	Database Logger add-on allows the export of freely selectable data from WinCC OA to an external database. The DB Logger offers parallel options for data outsourcing to allow data to be analyzed by various evaluation tools. It does not replace the RDB or the Value Archive
CommCenter	Modern alarm management / remote alarm messaging and communication with current standards via various media. The Communication Center creates synergies by using the various interfaces for remote alarm messaging via the control system. Remote alarm messaging takes place via SMS and e-mail. Price per WinCC OA server. Packaging according to the number of alarms (25, 250, 2500, unlimited). Packages are counted cumulatively and can be expanded at a later point in time. Notice: These packages cannot be split between servers!
Custom Component	The Custom Component option extends a WinCC OA server license by integrating a customer-specific manager, driver, script or graphic extension. One license is required for each customer-specific component. In redundant systems, a license in the REDU version must be purchased for each server.
Dist System	Permits the coupling of two or more autonomous WinCC OA systems via a network. Each subsystem of a distributed system can be configured either as a single station or multiple station system, each of which may be redundant or non-redundant. Up to 2048 servers can be connected. See special calculation rule for the I/O number of servers.

Function (continued)

Redundancy	<p>The failure safety in a redundant system is implemented by means of hot standby. Hot standby is a hardware independent solution for high availability with bumpless switchover. This is a safety concept that consists of two interconnected server systems. Both servers are constantly in operation and are subject to the same functional loading (but only one server is ever active; the second synchronizes the data with the primary unit during runtime). On the failure of one unit, an "on-the-fly changeover" takes place and the previously passive server assumes the leading role. This guarantees access to data or functions at all times.</p> <p>Both servers in a redundant system require a WinCC OA Redundancy license. Use of the license options designated by REDU is also possible only in redundant systems. License options for which there is no REDU version must be purchased twice for a redundant system.</p>	Map	<p>Add-on for displaying state-of-the-art cartographic information in WinCC OA. Both Open Street Map as well as your own map material can be displayed. One license per UI is required. The maps can be used in WinCC OA Desktop UI and Ultralight UX. Map material is not included in the license. Can also be operated offline. WinCC OA objects can be displayed within the map material.</p> <p>The map license also authorizes the use of the GIS Viewer.</p>
Disaster Recovery System (DRS)	<p>Also known as 2x2 redundancy. Enables the operation of a remote Backup Control Center, whereby the WinCC OA redundancy concept is extended by a second hot standby system. This ensures that the functionality of the system is maintained on another system, even in the event of a complete failure or shutdown during, for example, maintenance of the first hot standby system.</p> <p>Use of a central Oracle database and one WinCC OA RDB option per server are prerequisites for operating a DRS. Example configurations can be viewed in the online help. Each server in this constellation requires a separate WinCC OA DRS license.</p>	Maintenance	<p>Add-on for basic maintenance management for recording operating hours, switching cycles, message handling and notepad function. One license for each WinCC OA server is required for the application.</p>
Secure	<p>Expansion of a WinCC OA server with extended protection via Kerberos-based authentication. It allows each WinCC OA component to verify the identity of another component. WinCC OA servers can verify the identity of the clients and clients can verify the identity of the servers. Kerberos also ensures that messages are not modified during transmission (Capture Replay attacks are prevented) and makes it possible to encrypt messages.</p>	OPC UA Server	<p>This OPC Foundation-compliant server for WinCC OA allows OPC UA clients to query data. Supported standard: 'OPC UA Server 1.03' (mandatory functions).</p>
		MindSphere	<p>The MindSphere Connector enables native connection of a WinCC OA server to MindSphere. The connection is guided by a wizard and the transmission and reading of data can be freely configured via scripting. This requires the operation of a valid MindSphere Tenant.</p>
		Modbus Server	<p>Modbus/TCP server allows Modbus/TC clients to query data from a WinCC OA system and display it within the Modbus data model.</p>
		OPC Server	<p>OPC Foundation-compliant (legacy) server for WinCC OA allows OPC clients to request data. Supported profiles: DA, HDA and A&E. Supported standard: "OPC 1.20" (mandatory functions). Not available under Linux.</p>
		Recipe	<p>WinCC OA recipes allow setpoints or commands for certain data point elements to be sent simultaneously. Based on "recipe types", which define the quantity of the assigned data point elements, recipes are created that send their values to the data point elements upon activation.</p> <p>Add-on for creating recipe types and instances, transfer of current process values as recipe, activation/download to data points, import and export (MS Excel). License required for each server.</p>

Function (continued)

Report	<p>Web-based reporting is implemented using the standardized Simple Object Access Protocol (SOAP) reporting interface. Third-party reporting tools can thus be used without additional workload. The BIRT templates that are also provided, as well as the predefined reporting data, further simplify the reporting.</p> <ul style="list-style-type: none"> • Web-capable reporting interface (SOAP): <ul style="list-style-type: none"> - ECLIPSE BIRT (large number of reporting templates for ECLIPSE BIRT are also supplied) - Crystal Reports - SIMATIC Information Server - Microsoft Excel • Online values, history • Support of compressed data, SQL, alarms • Diagnostic tools • Audit Trail <p>Reporting Clients can be purchased in the scale 1, 2, 5 or 10. Packages are counted cumulatively and can be expanded at a later point in time. Notice: These packages cannot be split between servers!</p> <p>In redundant systems, a license in the REDU version must be purchased for each server.</p>
Scheduler	<p>Permits the creation, parameterization and management of time programs that allow the time and event-driven triggering of specific actions.</p> <p>Daily, weekly and monthly programs as well as individual non-periodic events can be created, taking into account holidays, priority assignment and override functions. One license for each WinCC OA server is required for the application.</p>
Web Server	<p>This option enables administration of different connections between WinCC OA servers and WinCC OA ULC UX clients. Load balancing can be activated starting with a count of >1. Multilevel architectures such as access to DMZ can be realized with remote web servers.</p>

SmartSCADA

The WinCC OA feature SmartSCADA is a tool for root cause analysis and plant optimization and can be used to support decision-making.

This makes it easy to identify areas with potential for increasing efficiency and achieving increases in system performance and availability. Wizards for key performance indicators (KPI), data mining and classification as well as an interface to statistics tool "R" make it easy to functionally integrate statistics into WinCC OA projects and perform all calculations directly in the SCADA system without programming. By training statistical models, system data can be examined and the models can be used in the system at runtime.

SmartSCADA license needs to be purchased twice for redundant servers.

Add-on	Task
SmartSCADAToolbox	SmartSCADA Toolbox enables creation of key performance indicator definitions and key performance indicator instances in the easy-to-use formula editor or freely in CONTROL. The devices are connected by means of a context-based search in the system model or in data points. The performance indicators can be calculated manually, event-driven or cyclically. Online engineering takes place in its own wizard (no PARA license included). It includes 20 KPI instances.
SmartSCADA KPI Extension	SmartSCADA KPI Extension for SmartSCADA Toolbox, extends the toolbox by another 100 KPI instances.
SmartSCADA Analytics	SmartSCADA Analytics is a time-limited license for wizard-guided data analysis of historical data and teaching of statistical models for plant classification. Numerous evaluation tools are available through the integration of the "R" statistics toolbox. No PARA license included. Learned models can be calculated without this license. License expires after one year.

HMI Software

SIMATIC WinCC OA

WinCC OA Software V3.17

WinCC OA add-ons**Function** (continued)**Video**

Enables the integration of a video management system in WinCC OA. Through the combination of SCADA and video monitoring in one system, the costs for separate video interfaces and the additional expense of maintenance and operation can be saved, and the period of training for operating personnel can also be reduced.

Add-on	Task
Video Light	The Video Light package allows the connection of 4 cameras/sources and an external video display. This package cannot be expanded.
Video Basic	The Video Basic package enables the native (via ONVIF) connection of cameras/sources to a WinCC OA system. All streams, recordings and playbacks are included. Video sources are counted per IP address and must be purchased separately. Linux and virtual machines are only supported to a limited extent.
Video Display	Expands the Video Basic system with an external display. A Video Display license is included in the basic package.
Video Sources	<p>Expands the basic video system by a defined number of sources/ cameras.</p> <p>Includes all streaming, recording and playback functions. Video sources are counted per IP address.</p> <p>Video Sources can be purchased in the packages of 1, 10, 25, 50, 100, 250 or 500, packages are counted cumulatively and can be expanded at a later point in time. Notice: These packages cannot be split between servers!</p> <p>In redundant systems, a license in the REDU version must be purchased for each server.</p>

Ordering data**Article No.****WinCC OA – RDB**

For connecting the Oracle database to WinCC OA server (Oracle licenses not included).

- RDB
- RDB UPG
- RDB SUS
- RDB SMS

6AV6355-1AA31-7EA0
6AV6355-1CA31-7EA0
6AV6355-1DA31-7EA0
6AV6355-1FA31-7EA0

WinCC OA – DB Logger

Allows export of data from WinCC OA to external databases.

- DB Logger
- DB Logger UPG
- DB Logger SUS
- DB Logger SMS

6AV6355-1AA31-7EA1
6AV6355-1CA31-7EA1
6AV6355-1DA31-7EA1
6AV6355-1FA31-7EA1

WinCC OA – CommCenter 1

Remote alarming basic package 25 alarms. Output as SMS or e-mail possible.

- CommCenter 1
- CommCenter 1 UPG
- CommCenter 1 SUS
- CommCenter 1 SMS

6AV6355-1AA31-7EC0
6AV6355-1CA31-7EC0
6AV6355-1DA31-7EC0
6AV6355-1FA31-7EC0

WinCC OA – CommCenter 2

Remote alarming basic package 250 alarms. Output as SMS or e-mail possible.

- CommCenter 2
- CommCenter 2 UPG
- CommCenter 2 SUS
- CommCenter 2 SMS

6AV6355-1AA31-7EC1
6AV6355-1CA31-7EC1
6AV6355-1DA31-7EC1
6AV6355-1FA31-7EC1

WinCC OA – CommCenter 3

Remote alarming basic package 2500 alarms. Output as SMS or e-mail possible.

- CommCenter 3
- CommCenter 3 UPG
- CommCenter 3 SUS
- CommCenter 3 SMS

6AV6355-1AA31-7EC2
6AV6355-1CA31-7EC2
6AV6355-1DA31-7EC2
6AV6355-1FA31-7EC2

Ordering data	Article No.	Article No.	
WinCC OA – CommCenter 4 Remote alarming basic package unlimited alarms. Output as SMS or e-mail possible. <ul style="list-style-type: none"> • CommCenter 4 • CommCenter 4 UPG • CommCenter 4 SUS • CommCenter 4 SMS 	6AV6355-1AA31-7EC3 6AV6355-1CA31-7EC3 6AV6355-1DA31-7EC3 6AV6355-1FA31-7EC3	WinCC OA – Map Display of maps in WinCC OA. Open Street Map as well as own map material are supported. <ul style="list-style-type: none"> • Map • Map UPG • Map SUS • Map SMS 	6AV6355-1AA31-7EH5 6AV6355-1CA31-7EH5 6AV6355-1DA31-7EH5 6AV6355-1FA31-7EH5
WinCC OA – Custom Comp Integration of a customer-specific manager, driver, script or graphic extension. <ul style="list-style-type: none"> • Custom Comp • Custom Comp UPG • Custom Comp SUS • Custom Comp SMS 	6AV6355-1AA31-7ED2 6AV6355-1CA31-7ED2 6AV6355-1DA31-7ED2 6AV6355-1FA31-7ED2	WinCC OA – Maintenance Simple maintenance management. Operating hours, switching cycles, message handling and notepad function. <ul style="list-style-type: none"> • Maintenance • Maintenance UPG • Maintenance SUS • Maintenance SMS 	6AV6355-1AA31-7EJ0 6AV6355-1CA31-7EJ0 6AV6355-1DA31-7EJ0 6AV6355-1FA31-7EJ0
WinCC OA – Custom Comp REDU Integration of a customer-specific manager, driver, script or graphic extension for REDU system. <ul style="list-style-type: none"> • Custom Comp REDU • Custom Comp REDU UPG • Custom Comp REDU SUS • Custom Comp REDU SMS 	6AV6355-1AA31-7ED3 6AV6355-1CA31-7ED3 6AV6355-1DA31-7ED3 6AV6355-1FA31-7ED3	WinCC OA – OPC UA Server OPC Foundation-compliant server for WinCC OA server allows OPC UA clients to query data. <ul style="list-style-type: none"> • OPC UA Server • OPC UA Server UPG • OPC UA Server SUS • OPC UA Server SMS 	6AV6355-1AA31-7EK0 6AV6355-1CA31-7EK0 6AV6355-1DA31-7EK0 6AV6355-1FA31-7EK0
WinCC OA – Dist System Extends a WinCC OA server with the Multiserver option (up to 2048 servers). <ul style="list-style-type: none"> • Dist System • Dist System UPG • Dist System SUS • Dist System SMS 	6AV6355-1AA31-7EE0 6AV6355-1CA31-7EE0 6AV6355-1DA31-7EE0 6AV6355-1FA31-7EE0	WinCC OA – MindSphere Enables connection of WinCC OA server to MindSphere. Requires operation of a valid MindSphere Tenant. <ul style="list-style-type: none"> • MindSphere • MindSphere UPG • MindSphere SUS • MindSphere SMS 	6AV6355-1AA31-7EK1 6AV6355-1CA31-7EK1 6AV6355-1DA31-7EK1 6AV6355-1FA31-7EK1
WinCC OA – Redundancy High availability with bumpless switchover. Both servers need a license in REDU systems. <ul style="list-style-type: none"> • Redundancy • Redundancy UPG • Redundancy SUS • Redundancy SMS 	6AV6355-1AA31-7EF0 6AV6355-1CA31-7EF0 6AV6355-1DA31-7EF0 6AV6355-1FA31-7EF0	WinCC OA – Modbus Server Enables data of a WinCC OA system to be queried by Modbus/TCP clients. <ul style="list-style-type: none"> • Modbus Server • Modbus Server UPG • Modbus Server SUS • Modbus Server SMS 	6AV6355-1AA31-7EK2 6AV6355-1CA31-7EK2 6AV6355-1DA31-7EK2 6AV6355-1FA31-7EK2
WinCC OA – DRS Disaster Recovery System, remote Backup Control Center. 2 redundant systems (4 servers in total). <ul style="list-style-type: none"> • DRS • DRS UPG • DRS SUS • DRS SMS 	6AV6355-1AA31-7EF1 6AV6355-1CA31-7EF1 6AV6355-1DA31-7EF1 6AV6355-1FA31-7EF1	WinCC OA – OPC Server The OPC Foundation-compliant (legacy) server for WinCC OA allows OPC clients to query data. <ul style="list-style-type: none"> • OPC Server • OPC Server UPG • OPC Server SUS • OPC Server SMS 	6AV6355-1AA31-7EK3 6AV6355-1CA31-7EK3 6AV6355-1DA31-7EK3 6AV6355-1FA31-7EK3
WinCC OA – Secure Extended protection with Kerberos. Increases IT security level by using ticket-based authentication. <ul style="list-style-type: none"> • Secure • Secure UPG • Secure SUS • Secure SMS 	6AV6355-1AA31-7EG0 6AV6355-1CA31-7EG0 6AV6355-1DA31-7EG0 6AV6355-1FA31-7EG0	WinCC OA – Recipe Creation of any recipe types and instances, transfer of the current process values as recipe. <ul style="list-style-type: none"> • Recipe • Recipe UPG • Recipe SUS • Recipe SMS 	6AV6355-1AA31-7EL0 6AV6355-1CA31-7EL0 6AV6355-1DA31-7EL0 6AV6355-1FA31-7EL0

HMI Software

SIMATIC WinCC OA

WinCC OA Software V3.17

WinCC OA add-ons**Ordering data****Article No.****Article No.****WinCC OA – Report**

Defined number of reporting clients for evaluation of WinCC OA data using a third-party tool.

- 1 Reporting Client
- 1 Reporting Client UPG
- 1 Reporting Client SUS
- 1 Reporting Client SMS
- 2 Reporting Clients
- 2 Reporting Clients UPG
- 2 Reporting Clients SUS
- 2 Reporting Clients SMS
- 5 Reporting Clients
- 5 Reporting Clients UPG
- 5 Reporting Clients SUS
- 5 Reporting Clients SMS
- 10 Reporting Clients
- 10 Reporting Clients UPG
- 10 Reporting Clients SUS
- 10 Reporting Clients SMS

6AV6355-1AA31-7EM0
6AV6355-1CA31-7EM0
6AV6355-1DA31-7EM0
6AV6355-1FA31-7EM0
6AV6355-1AA31-7EM1
6AV6355-1CA31-7EM1
6AV6355-1DA31-7EM1
6AV6355-1FA31-7EM1
6AV6355-1AA31-7EM2
6AV6355-1CA31-7EM2
6AV6355-1DA31-7EM2
6AV6355-1FA31-7EM2
6AV6355-1AA31-7EM3
6AV6355-1CA31-7EM3
6AV6355-1DA31-7EM3
6AV6355-1FA31-7EM3

WinCC OA – Report REDU

Defined number of reporting clients for evaluation of WinCC OA data using a third-party tool for REDU systems.

- 1 Reporting Client REDU
- 1 Reporting Client REDU UPG
- 1 Reporting Client REDU SUS
- 1 Reporting Client REDU SMS
- 2 Reporting Clients REDU
- 2 Reporting Clients REDU UPG
- 2 Reporting Clients REDU SUS
- 2 Reporting Clients REDU SMS
- 5 Reporting Clients REDU
- 5 Reporting Clients REDU UPG
- 5 Reporting Clients REDU SUS
- 5 Reporting Clients REDU SMS
- 10 Reporting Clients REDU
- 10 Reporting Clients REDU UPG
- 10 Reporting Clients REDU SUS
- 10 Reporting Clients REDU SMS

6AV6355-1AA31-7EM5
6AV6355-1CA31-7EM5
6AV6355-1DA31-7EM5
6AV6355-1FA31-7EM5
6AV6355-1AA31-7EM6
6AV6355-1CA31-7EM6
6AV6355-1DA31-7EM6
6AV6355-1FA31-7EM6
6AV6355-1AA31-7EM7
6AV6355-1CA31-7EM7
6AV6355-1DA31-7EM7
6AV6355-1FA31-7EM7
6AV6355-1AA31-7EM8
6AV6355-1CA31-7EM8
6AV6355-1DA31-7EM8
6AV6355-1FA31-7EM8

WinCC OA – Scheduler

Scheduling of daily, weekly and monthly programs, non-periodic events, priority assignment, override function.

- Scheduler
- Scheduler UPG
- Scheduler SUS
- Scheduler SMS

6AV6355-1AA31-7EN0
6AV6355-1CA31-7EN0
6AV6355-1DA31-7EN0
6AV6355-1FA31-7EN0

WinCC OA – SmartSCADA Toolbox

Allows creation of key figure definitions and instances via formula editor or CONTROL. Contains 20 KPI instances.

- SmartSCADA Toolbox
- SmartSCADA Toolbox UPG
- SmartSCADA Toolbox SUS
- SmartSCADA Toolbox SMS

6AV6355-1AA31-7EP0
6AV6355-1CA31-7EP0
6AV6355-1DA31-7EP0
6AV6355-1FA31-7EP0

WinCC OA – SmartSCADA KPI Exp.

Extends Toolbox by 100 KPI instances

- SmartSCADA KPI Exp.
- SmartSCADA KPI Exp. UPG
- SmartSCADA KPI Exp. SUS
- SmartSCADA KPI Exp. SMS

6AV6355-1AA31-7EP1
6AV6355-1CA31-7EP1
6AV6355-1DA31-7EP1
6AV6355-1FA31-7EP1

WinCC OA – SmartSCADA Analytics

Time-limited license (1 year) for data analysis and learning of statistical models. Contains statistical toolbox "R".

- SmartSCADA Analytics
- SmartSCADA Analytics UPG
- SmartSCADA Analytics SUS
- SmartSCADA Analytics SMS

6AV6355-1AA31-7EP2
6AV6355-1CA31-7EP2
6AV6355-1DA31-7EP2
6AV6355-1FA31-7EP2

WinCC OA – Video Light

Allows connection of 4 cameras/sources and an external video display. Cannot be expanded.

- Video Light
- Video Light UPG
- Video Light SUS
- Video Light SMS

6AV6355-1AA31-7EQ0
6AV6355-1CA31-7EQ0
6AV6355-1DA31-7EQ0
6AV6355-1FA31-7EQ0

WinCC OA – Video Basic

Enables native connection (ONVIF) of cameras/sources to a WinCC OA system. Includes all streaming, recording and playback functions.

- Video Basic
- Video Basic UPG
- Video Basic SUS
- Video Basic SMS

6AV6355-1AA31-7EQ1
6AV6355-1CA31-7EQ1
6AV6355-1DA31-7EQ1
6AV6355-1FA31-7EQ1

WinCC OA – Video Display

Extends the Video Basic system with an external display. A Video Display license is included in the basic package.

- Video Display
- Video Display UPG
- Video Display SUS
- Video Display SMS

6AV6355-1AA31-7EQ2
6AV6355-1CA31-7EQ2
6AV6355-1DA31-7EQ2
6AV6355-1FA31-7EQ2

Ordering data	Article No.	Article No.
<p>WinCC OA – Video Extends Video Basic by a defined number of sources/cameras.</p> <ul style="list-style-type: none"> • 1 Extension • 1 Extension UPG • 1 Extension SUS • 1 Extension SMS • 10 Extensions • 10 Extensions UPG • 10 Extensions SUS • 10 Extensions SMS • 25 Extensions • 25 Extensions UPG • 25 Extensions SUS • 25 Extensions SMS • 50 Extensions • 50 Extensions UPG • 50 Extensions SUS • 50 Extensions SMS • 100 Extensions • 100 Extensions UPG • 100 Extensions SUS • 100 Extensions SMS • 250 Extensions • 250 Extensions UPG • 250 Extensions SUS • 250 Extensions SMS • 500 Extensions • 500 Extensions UPG • 500 Extensions SUS • 500 Extensions SMS 	<p>6AV6355-1AA31-7ER0 6AV6355-1CA31-7ER0 6AV6355-1DA31-7ER0 6AV6355-1FA31-7ER0 6AV6355-1AA31-7ER1 6AV6355-1CA31-7ER1 6AV6355-1DA31-7ER1 6AV6355-1FA31-7ER1 6AV6355-1AA31-7ER2 6AV6355-1CA31-7ER2 6AV6355-1DA31-7ER2 6AV6355-1FA31-7ER2 6AV6355-1AA31-7ER3 6AV6355-1CA31-7ER3 6AV6355-1DA31-7ER3 6AV6355-1FA31-7ER3 6AV6355-1AA31-7ER4 6AV6355-1CA31-7ER4 6AV6355-1DA31-7ER4 6AV6355-1FA31-7ER4 6AV6355-1AA31-7ER5 6AV6355-1CA31-7ER5 6AV6355-1DA31-7ER5 6AV6355-1FA31-7ER5 6AV6355-1AA31-7ER6 6AV6355-1CA31-7ER6 6AV6355-1DA31-7ER6 6AV6355-1FA31-7ER6</p>	<p>WinCC OA – Web Server Enables management of connections between WinCC OA servers and WinCC OA ULC UX clients.</p> <ul style="list-style-type: none"> • Web Server • Web Server UPG • Web Server SUS • Web Server SMS <p>6AV6355-1AA31-7ET0 6AV6355-1CA31-7ET0 6AV6355-1DA31-7ET0 6AV6355-1FA31-7ET0</p> <p>You can find more information on the Internet at: http://www.siemens.com/wincc-open-architecture</p>
<p>WinCC OA – Video REDU Extends Video Basic in a REDU system by a defined number of sources/cameras.</p> <ul style="list-style-type: none"> • 1 Extension REDU • 1 Extension REDU UPG • 1 Extension REDU SUS • 1 Extension REDU SMS • 10 Extensions REDU • 10 Extensions REDU UPG • 10 Extensions REDU SUS • 10 Extensions REDU SMS • 25 Extensions REDU • 25 Extensions REDU UPG • 25 Extensions REDU SUS • 25 Extensions REDU SMS • 50 Extensions REDU • 50 Extensions REDU UPG • 50 Extensions REDU SUS • 50 Extensions REDU SMS • 100 Extensions REDU • 100 Extensions REDU UPG • 100 Extensions REDU SUS • 100 Extensions REDU SMS • 250 Extensions REDU • 250 Extensions REDU UPG • 250 Extensions REDU SUS • 250 Extensions REDU SMS • 500 Extensions REDU • 500 Extensions REDU UPG • 500 Extensions REDU SUS • 500 Extensions REDU SMS 	<p>6AV6355-1AA31-7ES0 6AV6355-1CA31-7ES0 6AV6355-1DA31-7ES0 6AV6355-1FA31-7ES0 6AV6355-1AA31-7ES1 6AV6355-1CA31-7ES1 6AV6355-1DA31-7ES1 6AV6355-1FA31-7ES1 6AV6355-1AA31-7ES2 6AV6355-1CA31-7ES2 6AV6355-1DA31-7ES2 6AV6355-1FA31-7ES2 6AV6355-1AA31-7ES3 6AV6355-1CA31-7ES3 6AV6355-1DA31-7ES3 6AV6355-1FA31-7ES3 6AV6355-1AA31-7ES4 6AV6355-1CA31-7ES4 6AV6355-1DA31-7ES4 6AV6355-1FA31-7ES4 6AV6355-1AA31-7ES5 6AV6355-1CA31-7ES5 6AV6355-1DA31-7ES5 6AV6355-1FA31-7ES5 6AV6355-1AA31-7ES6 6AV6355-1CA31-7ES6 6AV6355-1DA31-7ES6 6AV6355-1FA31-7ES6</p>	

HMI Software

SIMATIC WinCC OA

WinCC OA Software V3.17

WinCC OA Runtime Packages

Overview

WinCC OA Runtime packages are compact WinCC OA functional units designed for SIMATIC IPC hardware. They are sophisticated solutions which are offered as a bundle with corresponding Nanobox PCs, perfect for fast deployment.

The licenses allow the use of WinCC OA on SIMATIC IPCs of the 127, 227, and 277 series. These packages cannot be extended with further WinCC OA options. These packages can only be ordered in combination with the corresponding additional hardware item.

Benefits

- Quick to order
- Proven package concept based on numerous customer requests
- Common protocols are immediately available – without extra charge
- Lower licensing costs through product bundles

Application

In the course of the joint product lines of the SIMATIC family, an optimized ordering process was made possible for the Nanoboxes. When hardware and license are ordered at the same time, a combination package has been put together which includes as a product bundle common product extensions for small but flexible and open solutions and can therefore be used without major product configuration.

Since these are special bundled products, expansion with additional services is not possible. A support extension cannot be used in this case either.

The application is suitable for single station solutions as well as for standardized extensions in an architecture network as a remote unit or subsystem.

Design

Tags

IPC Packages are offered with different tag packages. The staggering allows 128, 512, 2048 or 4096 tags. In contrast to Server Basic licenses, Runtime Package licenses **cannot** be expanded with additional tag packages. The tags purchased here also cannot be moved to other servers. A whole range of common options is provided by ordering a package.

UIs

A UI license (Desktop UI) is included in the package. More information on this can be found in the <User Interfaces> section

Drivers

A Runtime package license includes technical licenses for S7 and S7 Plus (8 connections) drivers, as well as one OPC and one OPC UA client. More information on drivers can be found in the <Drivers> section

Add-ons

Runtime packages include a Dist option, an RDB option and a web server. More information on options can be found in the <Add-ons> section

Hardware

The following versions of SIMATIC Nanobox PCs are supported by WinCC OA:

SIMATIC IPC227E /277E

Hardware components	Specification
OS	Windows 10 Enterprise 2016 LTSB, 64-bit
Processor	Intel Celeron (N2807 / N2930)
RAM	2/4/8 GB
Hard disk	SSD / HDD
Graphics	Intel HD Graphics / DisplayPort
Network adapter	2x 10/100/1000 Mbps, RJ45

SIMATIC IPC127E

Hardware components	Specification
OS	Windows 10 Enterprise 2016 LTSB, 64-bit
Processor	Intel Atom (E3930 / E3940)
RAM	2/4 GB
Hard disk	SSD
Graphics	Intel HD Graphics / DisplayPort
Network adapter	2/3x Ethernet RJ45

Ordering data

Article No.

WinCC OA – IPC Package

- 128 Tags
- 512 Tags
- 2048 Tags
- 4096 Tags

6AV6355-1AA31-7FA0
6AV6355-1AA31-7FA1
6AV6355-1AA31-7FA2
6AV6355-1AA31-7FA3

More information

Additional information is available on the Internet at:

<http://www.siemens.com/wincc-open-architecture>

Overview

WinCC OA Inhouse licenses are time-limited developer licenses recommended for certified partners which include almost all license options (except Video, BACnet and SmartSCADA – these must be ordered separately).

They include a number of hotline support hours and are valid for 1 year. Exact information about the number of hours is listed for the individual developer options. Two development licenses are required to create a redundant system. Video, BACnet and SmartSCADA extensions can also be purchased separately.

WinCC OA Inhouse Development Licenses can be upgraded to new WinCC OA versions during the contract period.

Developer licenses are valid for one year and are automatically extended if **they are not canceled with 3 months' notice**.

Benefits

Flexible development possibilities for new solutions through open configurability of contents and interfaces

- Annual renewal and included software upgrades at no additional cost
- Included telephone support

Application

These licenses are designed for developments by partners.

Innovative additional services such as video or Smart SCADA can also be used with the appropriate extensions.

Design

Inhouse DEV PARA

Expansion for the Inhouse DEV Package by a full PARA license. With graphical editor (incl. symbol catalogs), script development environment and test framework.

Inhouse DEV BACnet

Expansion of the WinCC OA Inhouse DEV package by the complete BACnet development environment including EDE tool, EDE file interface, BACnet object library, BACnet driver and BACnet browser.

Inhouse DEV Video

Expansion of WinCC OA Inhouse DEV package by a complete developer video package with unlimited video sources (cameras).

Inhouse DEV SmartSCADA

Expansion of the WinCC OA Inhouse DEV package by a complete developer package for SmartSCADA for use of the KPI framework with unlimited KPI instances. Notice: Analytics model is not included and is not sold as a developer license. The standard Analytics Toolbox package can be added for an additional charge.

Inhouse DEV Value Package

Full development license for certified partners, includes 1 WinCC OA Server license (functionally unlimited), 10 UIs with all options (excluding Video, BACnet and SmartSCADA), including 10 hours hotline support. A second Inhouse development license is also required to create a redundant system. Available only once per year and partner.

Inhouse DEV Value Package Extension

License expansion for certified partners, valid for one year, expands the Value Package license by the following options: Video, BACNet and the developer package for SmartSCADA for use of the KPI framework with unlimited KPI instances. Notice: Analytics model is not included. The standard Analytics Toolbox package can be purchased separately. Available only once per year and partner.

API Interface

Application programming interface. The API offers a series of functions that enable WinCC OA to be extended with special managers. A manager is a program that communicates with the system via a protocol defined by WinCC OA. The license allows the development of own drivers using C++. One license is required for each WinCC OA Para Standard. For first-time orders, participation in a WinCC OA WS - Developer Workshop is strongly recommended.

HMI Software

SIMATIC WinCC OA

WinCC OA Software V3.17

WinCC OA Development Packages**Ordering data****Article No.****Article No.****WinCC OA – Inhouse DEV Package**

1 WinCC OA Server license (functionally unlimited) with almost all options (except Video, BACnet, SmartSCADA), 10 hotline hours, automatically extended after one year

- 1 Inhouse DEV Package
- 2 Inhouse DEV Packages
- 5 Inhouse DEV Packages
- 10 Inhouse DEV Packages

6AV6355-1EA31-7GA0
6AV6355-1EA31-7GC0
6AV6355-1EA31-7GC1
6AV6355-1EA31-7GC2

WinCC OA – Inhouse DEV PARA

Extends WinCC OA Inhouse DEV Package by additional PARA licenses.

Automatically extended after 1 year.

- 1 Inhouse DEV PARA
- 2 Inhouse DEV PARA
- 5 Inhouse DEV PARA
- 10 Inhouse DEV PARA

6AV6355-1EA31-7GA7
6AV6355-1EA31-7GC5
6AV6355-1EA31-7GC6
6AV6355-1EA31-7GC7

WinCC OA – Inhouse DEV BACnet

BACnet development environment including EDE tool, EDE file interface, BACnet object library, BACnet driver, BACnet browser, automatically extended after 1 year.

6AV6355-1EA31-7GA2

WinCC OA – Inhouse DEV Video

Developer video package, unlimited sources/cameras, automatically extended after 1 year.

6AV6355-1EA31-7GA3

WinCC OA – Inhouse DEV SmartSCADA

SmartSCADA developer package, KPI framework with unlimited KPI instances, automatically extended after 1 year.

6AV6355-1EA31-7GA4

WinCC OA – Inhouse DEV Renewal

Extends an existing WinCC OA - Inhouse DEV package for another year

6AV6355-1EA31-7GB0

WinCC OA – Inhouse DEV BACnet Renewal

Extends an existing WinCC OA – Inhouse DEV BACnet Package by one year.

6AV6355-1EA31-7GB2

WinCC OA – Inhouse DEV Video Renewal

Extends an existing WinCC OA – Inhouse DEV Video Package by one year.

6AV6355-1EA31-7GB3

WinCC OA - Inhouse DEV SmartSCADA Renewal

Extends an existing WinCC OA – Inhouse DEV SmartSCADA Package by one year.

6AV6355-1EA31-7GB4

WinCC OA Inhouse DEV Value Package

Full developer license, available once per year and partner, automatically extended after 1 year.

6AV6355-1EA31-7GA5

WinCC OA - Inhouse DEV Value Package Ex

Value Package license expanded by the Video, BACNet, SmartSCADA options, automatically extended after 1 year.

6AV6355-1EA31-7GA6

WinCC OA – API Interface

Application programming interfaces for the development of own drivers (C++).

6AV6355-1AA31-7GD0

Overview

Solution Frameworks are license packages for the implementation of specific applications at the customer. Each package contains a set of consulting hours.

Design

Topology Package

The Topology package is an application framework for topological coloring of network representations. A qualitative statement is made as to which parts (nodes, line sections etc.) of a network are directly connected to specific feeders. This package includes one day of consulting services (WinCC OA Consulting 8h) for project-specific integration.

APM Package

The Advanced Playback Manager software offers the possibility to play back the system status of a real-time system in a test simulation system. Snapshot (time), playback (time range) and training sequence are included functions. The APM package does not include simulation of the process or the connected PLCs.

This package includes one day of consulting services (WinCC OA Consulting 8h) for project integration.

A WinCC OA RDB license (ORACLE connection) is required for the application.

AMS Packages

The Advanced Maintenance Suite (AMS) package includes the application with a maximum number of alarm/event DPs to assigned checklists, AMS Reports and AMS Importers. All I/O DPs that are linked to a list and trigger work orders are counted. AMS Reports also requires a license for Crystal Reports 2016 (RT V13.0). One day consulting service (WinCC OA Consulting 8h) is included.

AMS Reports and Importer are not available for Linux distributions.

AMS packages are available in different sizes (see table below). An existing WinCC OA server is required for the application. The package does not include further support.

AMS Package	Qty. alarm/ event DP	License validity	Expandable
Starter	20	90 days	No
Entry	20	Unlimited	No
Small	100	Unlimited	No
Medium	1 000	Unlimited	No
Large	5 000	Unlimited	Yes, via WinCC OA AMS Package Expansion
Unlimited	Unlimited	Unlimited	No

The WinCC OA AMS package expansion includes an upgrade for Advanced Maintenance Station packages by 1 000 I/O each. It is only applicable to the WinCC OA AMS Package Large.

Ordering data

Article No.

WinCC OA – Topology Package

Application framework for topological coloring of network representations + consulting.

- Topology Package
- Topology Package UPG
- Topology Package SUS
- Topology Package SMS

6AV6355-1AA31-7HA0
6AV6355-1CA31-7HA0
6AV6355-1DA31-7HA0
6AV6355-1FA31-7HA0

WinCC OA – APM Package

Playback of real-time system status in test simulation system + consulting.

- APM Package
- APM Package UPG
- APM Package SUS
- APM Package SMS

6AV6355-1AA31-7HB0
6AV6355-1CA31-7HB0
6AV6355-1DA31-7HB0
6AV6355-1FA31-7HB0

HMI Software

SIMATIC WinCC OA

WinCC OA Software V3.17

WinCC OA Solution Frameworks**Ordering data****Article No.****WinCC OA – AMS Package Starter****6AV6355-1AA31-7HC0**

90-day trial license for Advanced Maintenance Suite + consulting.

WinCC OA – AMS Package Entry

Advanced Maintenance Suite with max. 20 alarm/event DP + consulting.

- AMS Package Entry
- AMS Package Entry UPG
- AMS Package Entry SUS
- AMS Package Entry SMS

6AV6355-1AA31-7HC1
6AV6355-1CA31-7HC1
6AV6355-1DA31-7HC1
6AV6355-1FA31-7HC1
WinCC OA – AMS Package Small

Advanced Maintenance Suite with max. 100 alarm/event DP + consulting.

- AMS Package Small
- AMS Package Small UPG
- AMS Package Small SUS
- AMS Package Small SMS

6AV6355-1AA31-7HC2
6AV6355-1CA31-7HC2
6AV6355-1DA31-7HC2
6AV6355-1FA31-7HC2
WinCC OA – AMS Package Medium

Advanced Maintenance Suite with max. 1 000 alarm/event DP + consulting.

- AMS Package Medium
- AMS Package Medium UPG
- AMS Package Medium SUS
- AMS Package Medium SMS

6AV6355-1AA31-7HC3
6AV6355-1CA31-7HC3
6AV6355-1DA31-7HC3
6AV6355-1FA31-7HC3
Article No.**WinCC OA – AMS Package Large**

Advanced Maintenance Suite with max. 5 000 alarm/event DP + consulting.

- AMS Package Large
- AMS Package Large UPG
- AMS Package Large SUS
- AMS Package Large SMS

6AV6355-1AA31-7HC4
6AV6355-1CA31-7HC4
6AV6355-1DA31-7HC4
6AV6355-1FA31-7HC4
WinCC OA – AMS Package Unlimited

Advanced Maintenance Suite with unlimited alarm/event DP + consulting.

- AMS Package Unlimited
- AMS Package Unlimited UPG
- AMS Package Unlimited SUS
- AMS Package Unlimited SMS

6AV6355-1AA31-7HC5
6AV6355-1CA31-7HC5
6AV6355-1DA31-7HC5
6AV6355-1FA31-7HC5
WinCC OA – AMS Package Expansion

Upgrade for Advanced Maintenance Suite Package Large by 1 000 alarm/event DP.

- AMS Package Expansion
- AMS Package Expansion UPG
- AMS Package Expansion SUS
- AMS Package Expansion SMS

6AV6355-1AA31-7HC6
6AV6355-1CA31-7HC6
6AV6355-1DA31-7HC6
6AV6355-1FA31-7HC6

Additional information is available on the Internet at:

<http://www.siemens.com/wincc-open-architecture>

Overview

SIMATIC WinCC OA IOT Suite

SIMATIC WinCC OA IOT Suite is an IoT system consisting of an IOT Box on the machine for visualizing and analyzing processes, production sequences, machines and production lines in real time and the IOT OPA as a maintenance service provider for all connected IOT Boxes, specially developed for the food and beverage industries.

The IOT Box is based on the SCADA system SIMATIC WinCC Open Architecture V3.16, which has been on the market for many years. A highly simplified user interface enables the machine operator without special previous knowledge and in a playful way to gain deeper insights into the process sequences and to generate a new level of transparency and analysis options for optimizing the processes of a machine by entering non-machine information.

Current version:

- SIMATIC IOT Suite V1.00

Benefits

The advantages result from the intelligent combination of direct, local function and central administration unit, coupled with the greatest possible ease of operation. This ensures a high level of acceptance by the user and the greatest possible central flexibility in maintenance and expandability.

Function

SIMATIC WinCC OA IOT Suite

The advantages result from the intelligent combination of direct, local function and central administration unit, coupled with the greatest possible ease of operation.

This ensures a high level of acceptance by the user and the greatest possible central flexibility in maintenance and expandability.

Runs on:

- SIEMENS Industrial OS V1.3

On the hardware platforms:

- SIMATIC IPC 2xx series (e.g. Nanobox)

SIMATIC WinCC OA IOT Box

The IOT Box is a self-contained visualization system based on IPCs, Industrial OS and SIMATIC WinCC OA, which can be commissioned by the customer (maintenance or electrician) within a few hours.

The currently available functionalities (apps) for connectivity, visualization or OEE (Overall Equipment Efficiency) are easy to configure and enable machine operators themselves to find the required insights for process optimization or to collect data and/or to exchange the data within the company using publish/subscribe mechanisms. A large number of apps are already available in the basic IOT Box.

SIMATIC WinCC OA IOT OPA

The IOT OPA is the central core of the IOT Suite and deals exclusively with the management, administration and maintenance of the connected IOT Boxes.

It is possible to operate this web-based service both within a plant and in a cloud. An Internet connection is desirable, but not mandatory.

Via the IOT OPA, new devices of the IOT Suite are integrated into the system or devices that are no longer needed are removed. It provides connected systems with the latest updates and app extensions.

With an existing Internet connection to its central cloud storage, it can automatically download the latest apps and make them available to the system. This is also possible without an Internet connection, but requires the manual acquisition of this data.

A status model of the IOT Box and the apps enables control of the specific data that can or may be distributed to specific IOT Boxes. An IOT OPA can also remotely update, functionally extend or reduce IOT Boxes within the administration. The initial installation of an IOT Box is also made possible by the IOT OPA, because all required applications and the system software are stored in its memory.

Runs on:

- Debian Linux xxx

On the hardware platforms:

- All common PC platforms and virtualized environments

More information

Important:

All offered order numbers include only the SW licenses for operating an IOT Box and/or an IOT OPA. Hardware and operating systems are not included and must be purchased separately.

More information about hardware can be found under:

<https://mall.industry.siemens.com/mall/en/WW/Catalog/Products/5101001?tree=CatalogTree>

And about the operating system under:

<https://mall.industry.siemens.com/mall/en/WW/Catalog/Products/10355854?tree=CatalogTree>

The IOT OPA can be understood as a maintenance contract of an IOT Box in the conventional sense. The maintenance of the box and the purchase of the latest apps and updates is ensured by commissioning the IOT OPA.

However, the IOT Boxes can also be operated without the IOT OPA, in which case they only lose the infrastructural services such as automated maintenance and expandability, as well as the backup of a box at a central location.

You can find more information on the Internet at:

<http://www.siemens.com/wincc-ia-iot-suite>

HMI SoftwareSIMATIC WinCC OA
WinCC OA IOT Suite**WinCC OA IOT Box****Overview****WinCC IoT Box**

The IOT Box is a self-contained visualization system based on IPCs, Industrial OS and SIMATIC WinCC OA, which can be commissioned by the customer (maintenance or electrician) within a few hours. The currently available functionalities (apps) for connectivity, visualization or OEE (Overall Equipment Efficiency), are easy to configure and enable machine operators themselves to find the required insights for process optimization or to collect data and/or to exchange the data within the company using publish/subscribe mechanisms. A large number of apps are already available in the basic IOT Box.

Benefits

- Pre-processing of data in real time
- Standardization and bundling of communication
- Automatic updates through connection to central storage (IOT-OPA)
- Extensions can be easily created by SIMATIC WinCC OA partners, for example
- Modular separation of connection management, display and formula creation increase the field of application

All required configurations can be made directly at the box or remotely via WinCC OA Desktop UI or Web UI

Function

Available apps	Task
S7 App	With the S7 app, nothing stands in the way of a connection to the conventional control systems from SIEMENS. Currently, the S7-300/-400 series, the S7-1200/1500 series as well as the S5 are supported. You only need to know the (IP) address of the controller and the type of controller to establish a connection. Data points of the selected controller can be imported using the I/O address or, if available, a CSV file
OPC UA Client App	The OPC UA Client app enables you to query any data of an OPC UA server and transfer it to the data management of the IOT Box. A simple network scan finds all OPC UA servers located in the subnet and offers them for selection. After selecting a server, its data management is automatically queried and displayed. Here, too, the data and their updating can be transferred to the IOT Box by simple selection.
Subscribe App	The Subscribe app is used by the IOT Box to request and retrieve data from another IOT Box, if it has been published on the source device. In general, no data is exchanged between the devices without explicit permission. This is an internal system communication with the highest security standards.
Publish App	You can use the Publish app to publish recorded, calculated or mapped data of an IOT Box to other IOT Boxes. In general, no data is exchanged between the devices without explicit permission. This is an internal system communication with the highest security standards.
Data Mapping App	The Data Mapping app enables you to map or convert collected data into importable structures. This serves to standardize data communication within a company. Pre-defined standard formats, such as OMAC, are already available. Others can be easily defined and imported via XML files. You can also define your own data structures within the app and link their data management.

Function (continued)	Ordering data	Article No.
Rules App Intelligent pre-processing of data is an essential part of data concentration. However, advanced logic can also be created and applied in the Rules app. A logical and arithmetic rule-based editor enables the creation of rules, which can also be instantiated at a later point in time. The basis is formed by a powerful scripting engine (CTRL), which executes any input of CRTL scripts. This means that not only logical or arithmetical logic operations can be realized.	WinCC OA IOT - IOT-Box-SW Licenses for running the IOT box SW on SIMATIC Nanobox (IPC2XX) and Industrial Linux <ul style="list-style-type: none"> • 1x IOT-Box-SW • 10x IOT-Box-SW • 20x IOT-Box-SW 	6AV6356-1AA31-7AA0 6AV6356-1AA31-7AA1 6AV6356-1AA31-7AA2
OEE App The OEE app is the heart of the IOT Box, as the first of many value-added applications to follow. Using input data from the Mapping app, this app calculates the efficiency of machines. A time reference can be introduced using a shift calendar and with the help of reasons for malfunctions (pre-defined or defined by the operator), information originating beyond the machine itself can also be included in an analysis. The user thus gains a new depth of analysis and optimization potential.	More information	
Dashboard App The OEE app and the Dashboard app are used to display collected or calculated values. All available data can be displayed in specially structured display formats here. Using a tag browser, the data is simply dragged and dropped into the display areas, where a wide variety of display formats can be selected. The arrangement of the display elements is also freely selectable. The user is thus able to create and save required displays independently. Different images can also be created using several index tabs to allow quick access to all desired display formats and depths at runtime.	You can find more information on the Internet at: http://www.siemens.com/wincc-open-architecture	
Update Center App The Update Center manages the apps and system software on the IOT Box. Via a connection to a central IOT OPA, the latest app extensions can be easily downloaded and installed without any user interaction. The app provides information about the latest available versions and updates and also allows the user to extend or reduce functionality/apps on the IOT Box. In the system environment, user administration can be used to specify whether this should be done locally by the user or centrally by IT.		

HMI Software

SIMATIC WinCC OA

WinCC OA IOT Suite

WinCC OA IOT OPA

Overview

IOT OPA is the central core of the IOT Suite and deals exclusively with the management, administration and maintenance of the connected IOT Boxes. It is possible to operate this web-based service both within a plant and in a cloud.

An Internet connection is desirable, but not mandatory.

Via the IOT OPA, new devices of the IOT Suite are integrated into the system or devices that are no longer needed are removed. It provides the connected systems with the latest updates and app extensions. With an existing Internet connection to its central cloud storage, it can automatically download the latest apps and make them available to the system. This is also possible without an Internet connection, but requires the manual acquisition of this data.

A status model of the IOT Box and the apps enables control of the specific data that can or may be distributed to specific IOT Boxes. An IOT OPA can also remotely update, functionally extend or reduce IOT Boxes within the administration. The initial installation of an IOT Box is also made possible by the IOT OPA, because all required applications and the system software are stored in its memory.

Runs on:

- Debian Linux xxx
- On the hardware platforms:
All common PC platforms and virtualized environments

OPA licenses are limited in time with a validity of 1 year from purchase. The validity of the license is automatically extended upon expiration, if not canceled 3 months before the end of the year.

Benefits

- Automatic distribution of apps and updates, including OS updates
- Simple and safe replacement of devices
- Centrally stores and manages apps and updates in the system
- Manages different statuses/versions of apps, updates and devices

Function

Functions	Task
Dashboard	The dashboard displays the current status of the IOT OPA as well as the installed version of the IOT OPA.
Applications	You can find all available apps under Applications, including their version and status in the OPA store. From here, apps can be distributed to devices or their status can be changed.
Devices	The Device view shows all connected IOT Boxes, including their status information. You can add new IOT Boxes and change their status here.
Device configuration	The Device Configuration view displays detailed information about the connected IOT Box. This includes information about installed software (firmware, operating system, apps, etc.) as well as an update history, its name and local location.
Backup and restore	From this display, you can upload configurations of a selected IOT Box to the IOT OPA or restore them to the IOT Box.
Files	File storage within the IOT OPA and the IOT Box can be used for data exchange, e.g. when an app persistently saves data on the IOT Box which should be collected at a central access point.
Settings	In the properties of the IOT OPA, settings can be made for uploading templates, whether this should be done automatically or manually, the download of apps or updates to the IOT Boxes, the logging preferences as well as the timeout for automatic logoff from the IOT OPA. Here you can also find settings for synchronizing the IOT OPA with its central storage area (IOT repository) on the Internet, so that you can obtain the latest updates and apps from it.
Log	This view shows the processes that have been executed on the IOT OPA. This allows the state of the IOT Box or actions performed with a connected IOT Box to be traced.

Ordering data

Article No.

WinCC OA IOT - OPA
Time-limited license (1 year).
Secure administration of up to 10 WinCC OA IOT box devices including updates

6AV6356-1BA31-7BA0

WinCC OA IOT – OPA Expansion
Time-limited license (1 year).
Extension for secure administration of up to 10 additional IOT boxes

6AV6356-1BA31-7BA01

You can find more information on the Internet at:

<http://www.siemens.com/wincc-open-architecture>

Overview***SIMATIC WinCC OA Services***

SIMATIC WinCC Open Architecture is a SCADA system for visualizing and operating processes, production flows, machines and plants in all industrial sectors.

This high degree of flexibility requires comprehensive support for our customers and especially our partners. WinCC OA staff are happy to provide support for a wide range of challenges.

Services are offered in the following categories:

- Support: Support for errors within the scope of maintenance and update contracts
- Consulting: Consulting and configuration activities
- Solution: Development activities based on precise, technical specifications
- Training: Defined training and hands-on training
- Travel costs: For consulting or training on site
- Update and maintenance costs: Entitlement to upgrade the software and for support services
- Trade goods: Third-party goods sold through WinCC OA

Note:

These are services of the product supplier.

More information

Additional information is available on the Internet at:

<http://www.siemens.com/wincc-open-architecture>

or under

<http://www.etm.at>

WinCC OA Support

Overview

WinCC OA Support

The purchase entitles the customer to use the WinCC OA Support Hotline. Hotline hours are valid within 12 months from the date of purchase. Software updates without Software Maintenance Service (SMS) are not included.

Hotline support can only be purchased with a valid SMS contract and is always ordered for a specific project. Corresponding response times must be agreed separately. Telephone availability is always from Monday - Friday from 09:00 - 17:00 CET (based on Austrian working days).

A support agreement is concluded for 12 months; the corresponding hour pool is also available for this time and must then be agreed upon again accordingly. Any unused hours expire at the end of the contract. The support hours are for general product information and product-related support.

"Consulting" services must be ordered in addition for project-related, specific information.

Benefits

- Competent advice on product questions from the product supplier
- Solution-oriented fault diagnostics
- Correction of the error based on best practice experience
- Possibility of future adoption through product maintenance of WinCC OA patches

Application

Support is offered for product-related questions and reproducible malfunctions. Corresponding times of reproduction of errors are deducted from the purchased hour pool.

A subsequent correction is included without any effect on the hour pool. The method of error correction is the responsibility of the product supplier. Both workarounds and actual software adaptations are possible in the course of a future product patch. Details are to be clarified in the implementation phase.

Beyond the legal warranty, no special rights for either software or new features are available with the purchase of the licenses. A pool can be booked accordingly for product-related support. Consulting hours must be ordered for project-related consulting activities.

Specific services can be ordered to receive future product development and telephone support. These update and maintenance packages are also required to use telephone support hours. Additional telephone support hours are purchased with the support package.

Specific services can be ordered to receive future product development and telephone support. These update and maintenance packages are also required to use telephone support hours. Additional telephone support hours are purchased with the support package.

Maintenance and Update Service:

A brief overview of the maintenance possibilities for a WinCC OA project:

Three different versions of services are offered, which include entitlement for future software updates – this does not necessarily require additional, included product support.

One-time Upgrade (UPG):

This package allows a one-time upgrade to a current version. No additional support is included in this license. It simply serves as a pre-configured way to switch to a new version. To use this version, a previous version is required, which is a maximum of 4 versions in the past.

Software Update Service (SUS):

This package allows continuous access to new patch and product versions. This version does not allow any further support services from the product supplier.

Software Maintenance Service (SMS):

Maintenance Service provides product updates as well as telephone support.

The number of hotline hours included in the SUS contract depends on the size of the ordered tag package.

The graduation looks as follows:

- 25k Tags - includes 10 hours
- 25k to 100k Tags - includes 15 hours
- 100k Tags - includes 20 hours

All other SMS MLFB refer to the tag package in terms of hotline hours.

It is also possible to purchase additional hotline hours, but only if there is already a valid SMS contract.

All packages are valid in this form for 12 months and must be renewed thereafter.

The following applies to orders: If a version of the support service has been selected, this must be additionally specified for the entire order. A similar support option must be added for each item in the order.

Ordering data**Article No.****WinCC OA – Hotline Support**

Use of the hotline support
to the extent of the hours ordered.

- 10 h
- 15 h
- 20 h

6AV6355-2AA31-7BC1**6AV6355-2AA31-7BC2****6AV6355-2AA31-7BC3****WinCC OA replacement license
issue**

Flat fee for issuing a replacement
license.

6AV6355-2AA31-7BC4**More information**

Additional information is available on the Internet at:

<http://www.siemens.com/wincc-open-architecture>

HMI Software

SIMATIC WinCC OA

WinCC OA Services V3.17

WinCC OA Consulting

Overview

Consulting refers to pure consulting activities with optional configuration support within the scope of the agreements as well as within the scope of special products ("Solution Frameworks"), which are to be adapted to individual customer requirements according to existing routines.

Consulting is a service provided by WinCC OA. This is calculated at an hourly rate. It is based on 8 hours per working day during normal working hours, defined according to Austrian working days, Monday to Friday from 9 am to 5 pm CET. Exceeding this time and activities outside normal working hours will be invoiced proportionately with increased costs.

In the course of ordering a project, it is also possible to order a pool of hours of consulting services. Corresponding working hours are then removed from the pool.

The hourly rate refers to project-related, location-independent work – it does not require travel to the customer or to a location. If travel is desired, it must be ordered as <Travel Costs>.

Travel costs include the expenses for both time and travel.

"Training" as well as development of adapted product components ("Solutions") can be ordered separately.

Likewise, any telephone support within the scope of a maintenance contract is not linked to this contingent, but must be ordered separately (for details, see: "UPG", "SUS", "SMS"). Additional ordering of "Support" services is also possible, but is not automatically included in the consulting services.

Benefits

Consulting services help to put the finishing touches to your solution. With years of experience and the corresponding expert knowledge, we are available to provide advice and support for development of new, creative projects as well as advice on data security and optimization potential.

This cooperation can save valuable time and therefore money – faster implementation is possible. Faster go-to-market enables decisive advantages for your offer to the end customer.

Application

- Sector-independent
- Consulting for complex project requirements
- Consulting for new partners with little practice based on WinCC OA
- Configurations for specific solutions
- Individual packages for customer-specific topics

Ordering data

Article No.

WinCC OA - Consulting

Includes staggered number of hours of consulting services

- Consulting 1h
- Consulting 8h
- Consulting 25h
- Consulting 50h
- Consulting 100h

6AV6355-3AA31-7BA0**6AV6355-3AA31-7BA1****6AV6355-3AA31-7BA4****6AV6355-3AA31-7BA2****6AV6355-3AA31-7BA3**

More information

Additional information is available on the Internet at:

<http://www.siemens.com/wincc-open-architecture>

Overview

Solution is a customer-specific software development based on precise technical specifications. How this development is positioned in the product, effects on maintenance responsibility and handover to the customer must be clarified in the course of planning.

Solutions are a service provided by WinCC OA. This is calculated at an hourly rate. It is based on 8 hours per working day during normal working hours, defined according to Austrian working days, Monday to Friday from 9 am to 5 pm CET. Exceeding this time and activities outside normal working hours will be invoiced proportionately with increased costs.

The hourly rate refers to project-related, location-independent work – it does not require travel to the customer or to a location. Training, as well as pure consulting and configuration activities, can be ordered separately.

In the course of project implementation, it makes sense to make use of the various services that are available as part of the support services.

Application

Whether or not and to what extent solution services are useful for a solution must be clarified in the project phase.

In any case, an appropriate concept must be available and the exact technical specifications must be clarified. Since these are very special customer applications, the hourly contingent must be determined in advance.

Ordering data

Article No.

WinCC OA – Solution Custom

6AV6355-3CA31-7BB1

Customer-specific, individually offered software development according to specification.

WinCC OA – Solution 1 hour

6AV6355-3CA31-7BB0

1 hour hourly rate for software development according to specification.

More information

Additional information is available on the Internet at:

<http://www.siemens.com/wincc-open-architecture>

HMI Software

SIMATIC WinCC OA

WinCC OA Services V3.17

WinCC OA Trainings

Overview

Training for handling WinCC OA and various WinCC OA features in detail. Training is conducted by certified WinCC OA trainers. Price per participant. Contact information must be provided to make an appointment.

Lunch is included in the price for training held at ETM in Eisenstadt. If possible, participants should bring their own notebooks to the training (64-bit operating system). ETM reserves the right to postpone training courses to the next possible date if the minimum number of registrations is not reached.

Current requirements as well as additional detailed information regarding minimum hardware and software requirements can be accessed at any time via the following link:

http://www.etm.at/download/doc_winccoabas_EN.pdf

All mandatory ECC examinations (including late registrations or changes of training participants) must be performed by the SIEMENS unit responsible for the order (if AWV category 1).

Benefits

- Proven product knowledge of WinCC Open Architecture
- In-depth knowledge of specific areas of expertise such as security, architecture
- Development opportunities through partner program and ongoing support
- Exchange of project experience of other WinCC OA partners
- Certifications prove corresponding knowledge of the employees

Application

Valuable starting points for using the software are offered for employees. As knowledge progresses, there are always opportunities to accumulate further knowledge and expand on it. Topics that are particularly in demand are also covered by our own training courses.

The standard training courses are all part of a certification and training strategy from which both partners and customers benefit and which is put together and recommended in cooperation with WinCC OA employees and years of experience.

Some partner contracts also include obligations for each partner to participate in certain training courses. Depending on the milestones achieved, various models are available for in-depth cooperation. These development paths must be agreed with the Sales department.

In the course of consulting activities in special cases, there is, of course, the possibility of organizing individual training and workshops tailored to the customer. In this case, this is to be clarified with "Consulting"

Design

WinCC OA Update Training

This one-day course led by a trainer gives experienced WinCC OA specialists an insight into the latest features and functions of the current WinCC OA version. This course is obligatory for "Certified Engineer" or "Certified Consultant" in order to maintain the certification status already achieved.

Minimum of 5 registrations.

WinCC OA SmartSCADA Add-on-Training

The two-day training course, led by a lecturer, offers experienced participants the opportunity to acquire the knowledge and skills required to use the WinCC OA SmartSCADA assistants (KPIs, data mining and classification) included in the scope of delivery of the SmartSCADA add-on. A demo project with data for analysis serves as a training basis including exercises for participants.

Minimum of 2 registrations.

Training is limited to a maximum of 8 participants.

WinCC OA Object-oriented programming

Two-day training for object-oriented programming and Panels in WinCC OA.

Minimum of 2 registrations.

WinCC OA Video Training

One-day training to learn the Video option of WinCC OA.

WinCC OA BACnet Training

One-and-a-half-day training to learn the BACNet option. The topics covered are development environment, library, drivers and similar.

WinCC OA AMS Training

Three-day training to learn the Advanced Maintenance Suite. Topics covered include the use of AMS, detection and tracking, reporting, etc.

WinCC OA Basic Training

This trainer-led course provides the participants with the necessary knowledge within five days to successfully design and create a WinCC OA application. This course is aimed at employees who want to gain initial experience in WinCC OA.

Course participants need computer skills (MS Windows, keyboard and mouse) as well as knowledge of PLCs and networks. Basic knowledge in programming is advantageous. Participants should bring along a suitable laptop on which a WinCC OA training version will be installed for practice purposes.

Minimum of 3 registrations.

Training is limited to a maximum of 10 participants.

Design (continued)**WinCC OA Extended Engineer Training**

In this three-day course, participants will gain a deeper insight into the internal mechanisms and details of WinCC OA. Topics include debugging, performance, communication between the individual managers and "Do's and Don'ts" in scripting. To get the maximum benefits from these topics, a current customer project is used as a basis for discussion and the mechanisms are shown and discussed. Additional topics (e.g. add-ons of WinCC OA or special functions) can be selected and have to be agreed with the trainer in advance. We recommend attending the Engineer Workshop only after initial project experiences – at the earliest 3 months after WinCC OA Basic Training.

Minimum of 2 registrations. Training is limited to a maximum of 8 participants.

WinCC OA Safety Engineer Training

In this two-day, trainer-led workshop, experienced participants will gain the specialist knowledge and the skills required to set up safety-relevant WinCC OA projects. The specified framework and operating conditions are discussed in detail and the resulting effects on the customer project are discussed. Minimum of 2 registrations.

WinCC OA Developer Training

The goal of this three-day, trainer-led training is to acquire the basic knowledge required for development with WinCC OA. The topics of this course are the basics of CTRL scripting, API toolkit, and similar.

WinCC OA Extended Developer Training

This trainer-led course provides experienced participants with the knowledge and skills necessary to use the WinCC OA API Toolkit in three days. In this course, participants will learn how to create special CTRL extensions (DLLs), managers and/or simple drivers. Minimum of 2 registrations.

Training is limited to a maximum of 6 participants.

WinCC OA Security Training

In this three-day, trainer-led workshop, experienced participants will gain the knowledge and skills required to use WinCC OA as a process control system in a secure network environment as described in the WinCC OA Security Guideline. This course offers participants an introduction to the security mechanisms available in WinCC OA. Minimum of 2 registrations.

Training is limited to a maximum of 8 participants.

WinCC OA Consultant Training

Over three days in this course, participants will gain the knowledge and skills required to create complex and large WinCC OA projects. Data structures, graphical references and system architectures of large, distributed and redundant systems are built, among other things. Troubleshooting and error analysis are further topics of this course. Here, too, further topics (e.g. add-ons of WinCC OA or special functions) can be agreed with the trainer in advance. Minimum of 2 registrations.

Training is limited to a maximum of 8 participants.

HMI Software

SIMATIC WinCC OA

WinCC OA Services V3.17

WinCC OA Trainings

Ordering data	Article No.
WinCC OA – Training Update Training for new functionalities in WinCC OA. Duration: 1 day.	6AV6355-3BA31-7BD0
WinCC OA – Training SmartSCADA Training for the use and handling of WinCC OA add-on SmartSCADA. Duration: 2 days.	6AV6355-3BA31-7BD1
WinCC OA Object-oriented programming Training for object-oriented programming and Panels. Duration: 2 days	6AV6355-3BA31-7BD2
WinCC OA – Training Video One-day training to learn the Video option of WinCC OA. Duration: 1 day.	6AV6355-3BA31-7BD3
WinCC OA – Training BACnet Training to learn the BACNet option. Duration: 1.5 days.	6AV6355-3BA31-7BD4
WinCC OA – Training AMS Training to learn the Advanced Maintenance Suite. Duration: 3 days.	6AV6355-3BA31-7BD5
WinCC OA – Training Basic Training for getting started with WinCC OA. Duration: 5 days.	6AV6355-3BA31-7BE0
WinCC OA – Training Extended Engineering Training for future engineers of WinCC OA. Duration: 3 days	6AV6355-3BA31-7BE1
WinCC OA – Training Safety Engineer Training for future SAFETY engineers of WinCC OA. Duration: 2 days	6AV6355-3BA31-7BE2
WinCC OA – Training Developer Training to obtain basic knowledge for development with WinCC OA. Duration: 3 days.	6AV6355-3BA31-7BE3
WinCC OA – Training Extended Developer Training for detailed knowledge of the WinCC OA API. Duration: 3 days.	6AV6355-3BA31-7BE4
WinCC OA – Training Security Training to learn security mechanisms in WinCC OA. Duration: 3 days.	6AV6355-3BA31-7BE5
WinCC OA – Training Consultant Training for creating complex systems with WinCC OA. Duration: 3 days.	6AV6355-3BA31-7BE6

More information

Additional information is available on the Internet at:
<http://www.siemens.com/wincc-open-architecture>

Overview

Services for "Consulting" and "Training" are charged at an hourly rate. The hourly rate refers to project-related, location-independent work – it does not require travel to the customer or to a location.

Travel costs are to be agreed upon additionally and include cost for both time and travel for WinCC OA employees involved. A definite commitment for a trip must be agreed separately.

Depending on the distance and the agreed means of transport, flat-rate travel costs for arrival and departure or freely configurable contingents – also for longer stays and customizations – are offered.

Benefits

- Better interaction within the team through getting to know one another in person
- Reduction of travel costs on the customer side
- More precise assessment of the situation and the project through on-site cooperation
- Better planning of project costs through greater transparency
- Adapted travel packages for easier travel planning

Ordering data**Article No.****WinCC OA – Travel Costs**

Fixed price for travel allowance, including travel time and costs.

- TC up to 100 km
- TC up to 300 km
- TC up to 500 km

6AV6355-3DA31-7BF0**6AV6355-3DA31-7BF1****6AV6355-3DA31-7BF2****WinCC OA – Travel costs flight EU**

Fixed price for travel allowance for a flight within the EU.

6AV6355-3DA31-7BF3**WinCC OA – Travel costs journey time**

Hourly rate for travel time

6AV6355-3DA31-7BG0**WinCC OA – Travel costs rental car**

Fixed price travel allowance for a rental car per day

6AV6355-3DA31-7BG1**WinCC OA – Travel costs overnight accom.**

Fixed price travel allowance for one overnight stay

6AV6355-3DA31-7BG2**WinCC OA – Travel costs meals**

Fixed price for meals for one day

6AV6355-3DA31-7BG3**More information**

You can find more information on the Internet at:

<http://www.siemens.com/wincc-open-architecture>

HMI Software

SIMATIC WinCC OA

WinCC OA Services V3.17

WinCC OA Merchandise

Overview

Merchandise includes WinCC OA components that are purchased and distributed under the name **WinCC OA**. These include third-party products such as licenses for Oracle DB, as well as hardware dongles, data storage media and certificates.

More information about licenses and shipping under "More information".

Design

Oracle Licenses

General

The WinCC OA basic package includes the HDB database (flat file DB). Alternatively, historical data can be archived in Oracle. The **WinCC OA RDB** add-on is required for this purpose. In terms of hardware, separate computers must be provided for Oracle databases.

In the event that Oracle makes changes to the price list, availability or licensing conditions in the meantime, WinCC OA reserves the right to adjust all Oracle prices and licensing conditions stated in this offer accordingly.

This reservation for a right to adjustment is valid from the time the offer is made until an Oracle license agreement with the end customer is legally valid.

WinCC OA does not provide Oracle support if the Oracle licenses are not obtained via WinCC OA. WinCC OA support services end at the RDB-Oracle interface. WinCC OA does not provide any services for Oracle installation or for setting up the WinCC OA RDB Manager.

ASFU

As an option, Oracle licenses can be obtained as so-called ASFU (Application Specific Full Use) licenses. However, the use of an ASFU license is subject to certain technical requirements. These are listed in the attached **Oracle License Agreement**. The obligations of this agreement must be passed on by WinCC OA to the complete supply chain and must therefore be signed by the end customer. Only an agreement signed by the end customer allows use as ASFU license.

WinCC OA cannot supply the ASFU license until the ASFU Oracle agreement signed by the end customer is available.

If, in exceptional cases, it is necessary for WinCC OA to deliver the ASFU license before a signed ASFU Oracle agreement is available, this must be communicated in writing.

If the ASFU Oracle agreement signed by the end customer is not submitted within 60 days after delivery of the ASFU license via WinCC OA, 40% of the Oracle list price will be charged and the license will be upgraded to an Oracle FU license.

To process the delivery of the Oracle license, we need the following information with the order:

- End user name (company name)
- End user address, city, country
- End user contact, e-mail address
- Signed ASFU Oracle agreement

Note that Oracle Software Update License & Support is mandatory for the first year and is provided by WinCC OA. Oracle Software Update License & Support can be ordered directly for the subsequent years.

Full Use

As an option, Oracle licenses can be purchased as so-called FU (Full Use) licenses. Here, the end customer receives an email directly from Oracle with the download link. The contract (OLSA) between end customer and Oracle is confirmed by 1-click. However, the use of an FU license is subject to certain technical requirements.

To process the delivery of the Oracle license, we need the following information with the order:

- End user name (company name)
- End user address, city, country
- End user contact, e-mail address

Note that Oracle Software Update License & Support is mandatory for the first year and is provided by Oracle based on the CSI number of the license. For subsequent years, Oracle Software Update License & Support can be ordered directly from Oracle by the end customer.

Hardware

Hardware dongles

WinCC OA offers USB hardware dongles for operation with a license bound to the dongle. Dongles can also be used to temporarily replace hardware-bound licenses of operator stations or servers.

Dongles can be purchased in three different versions. The **Standard** and **Micro** versions are compatible with the **CodeMeter** licensing procedure introduced in WinCC OA V3.17. The **WIBU** version must be selected to operate WinCC OA V3.16 and lower with a hardware dongle.

Data storage medium

WinCC OA installation software is available on DVD.

Certificates

WinCC OA issues certificates for training graduates. Participation in WinCC OA training conducted by a "Train-the-Trainer" certified trainer is a prerequisite.

Express delivery

A flat fee is charged for express delivery of WinCC OA merchandise (WinCC OA on data storage medium, WinCC OA dongle etc.).

Ordering data	Article No.	Ordering data	Article No.
WinCC OA – ORACLE SE2 ASFU Oracle Standard Edition 2 Processor license ASFU including first year maintenance	6AV6355-4AA31-7AA0	WinCC OA Dongle USB hardware dongle for dongle-bound licenses.	
WinCC OA – ORACLE SE2 ASFU SUS One year maintenance for Oracle Standard Edition 2 processor license ASFU	6AV6355-4AA31-7AA1	<ul style="list-style-type: none"> • WinCC OA – Dongle Standard • WinCC OA – Dongle Standard Micro • WinCC OA – Dongle WIBU (for WinCC OA V3.16 or lower) 	6AV6355-4BA00-0AB0 6AV6355-4BA00-0AB1 6AV6355-4BA00-0AB2
WinCC OA – ORACLE SE2 FU (full use) Oracle Standard Edition 2 Processor license SE2 full use including first year maintenance	6AV6355-4AA31-7AA2	WinCC OA – On data storage medium WinCC OA Software DVD – current version on data storage medium	6AV6355-4BA31-7AB3
WinCC OA – ORACLE SE2 FU SUS One year maintenance for Oracle Standard Edition 2 processor license full use.	6AV6355-4AA31-7AA3	WinCC OA – Certificates Issue and send a certificate for participants of WinCC OA training course.	6AV6355-4BA31-7AB4
		WinCC OA – Express Delivery Flat fee for express delivery of WinCC OA merchandise.	6AV6355-4BA31-7AB5

Additional information is available on the Internet at:

<http://www.siemens.com/wincc-open-architecture>

HMI Software

SIMATIC WinCC OA

SIMATIC WinCC OA V3.16

Overview

SIMATIC WinCC Open Architecture V3.16

SIMATIC WinCC Open Architecture is a SCADA system for visualizing and operating processes, production flows, machines and plants in all industrial sectors.

SIMATIC WinCC OA is built consistently on object-oriented structures. Due to this consistent and well-considered use of object-oriented structures, from process images to the database, the engineering costs improve for SIMATIC WinCC OA customers.

Distributed systems enable the connection of up to 2 048 autonomous SIMATIC WinCC Open Architecture systems via a single network. Each subsystem can be configured either as single-user or multi-user system, each of which may be redundant or non-redundant.

Current version: **SIMATIC WinCC Open Architecture V3.16**

Runs on:

- Windows 10 (64-bit)
- Windows 7 Ultimate/Enterprise/Professional SP1 (64-bit)
- Windows 7 Ultimate SP1 (64-bit)
- Windows Server 2016 (64-bit)
- Windows Server 2012 R2 (64-bit)
- Red Hat Enterprise Linux 7.4 (64-bit)
- OpenSuse Leap 42.3 (64-bit)
- CentOS 7.4
 - SLES 12.1 (64-bit)
- VMWare ESXi version 6
- VMware Cluster (HA)

Note:

Native 64-bit support.

Benefits

- Efficient engineering and flexible plant expansion
 - Object orientation
 - Unlimited number of data points
 - Mass engineering
 - Multilingual with UTF-8 support
- Object-oriented data model
 - Mapping of setpoint values and measured values for a physical plant object onto a structured data point
 - Data point comprises a tree structure with data point elements
 - The individual process values are mapped onto the data point elements
 - Any number of data points can be instanced from one defined data point structure (data point type), e.g. 20 pumps of the same type.
 - Data point types can be embedded in other data point types, which enables more complex plant objects to be generated (e.g. one pump station comprises 2 pumps).
 - Graphical plant symbols can be linked with a data point type. They only need to be drawn once, but can be used for all instances of the linked type.
 - Savings in engineering outlay.
- Freely scalable
 - From a small single-user system up to a networked, redundant high-end system
 - Distributed systems of up to 2 048 servers
- Platform-independent
 - Available for Windows, Linux, iOS and Android
- Native 64-bit support
 - More system memory is usable, due to native 64-bit support
 - This means that larger data quantity structures per server can be processed
- Maximum fail-safety and availability
 - Hot standby redundancy
 - Disaster recovery system
 - FDA compliant (FDA 21 CFR Part 11)
 - Quick and easy implementation of new processes
- Platform for customized solutions
 - Swift adaptation of the control and visualization of the plant to current market requirements
 - Company-internal programming and in-house developments enable independence and protection of intellectual property
 - Structure of standardized solutions permits continuous use
 - Support of brand-labeling
 - Individual brand names for OEM developments
- Openness thanks to comprehensive driver and interface options:
 - SIMATIC S7 TCP/IP, Modbus TCP/IP, Ethernet/IP, SNMP, BACnet, OPC DA Client & Server, OPC A&E Client & Server, OPC UA Client & Server (DA, AC, HA), SSI driver, IEC 60870-5-101, -104, DNP3, SINAUT, IEC 61850/61400, RK512, TLS, Teleperm M, API, Cerberus

Benefits (continued)

- Seamless traceability of system states by means of high-performance archiving:
 - Data archiving in value archives (internal database format)
 - Data archiving in an Oracle database
- Expandable by means of add-ons and solution frameworks:
 - Add-on for integration of video management systems (VIDEO)
 - Add-ons for increasing availability (Redundancy in Hot Standby, Disaster Recovery System, etc.)
 - Add-on for clarity in distributed systems (Plant Model overview, CMS, GIS Viewer, etc.)
 - Add-ons for efficient maintenance management (Maintenance Suite, Scheduler, etc.)
 - Add-ons for mobile operability (Desktop UI, Mobile UI, ULC UX, Operator App for iOS etc.)
 - Add-ons for efficient building automation technology (BacNet, etc.)

Application

The SCADA system SIMATIC WinCC Open Architecture addresses applications with high demand for customer-specific adaptations, large and/or complex applications, as well as projects that demand special system requirements and functions.

SIMATIC WinCC Open Architecture demonstrates its high performance in networked and redundant high-end control systems in particular. Integrated, high-performance communication is guaranteed from the field level to the control station, from the machine to the company headquarters. In every situation, high availability, reliable information, fast interaction, and user friendliness are guaranteed. Applications can also be changed without interrupting the process. Profitability, efficiency and safety are therefore always in equilibrium. SIMATIC WinCC Open Architecture displays its reliability in a wide range of business-critical applications.

With SIMATIC WinCC Open Architecture, ideas can be quickly and easily converted into new applications. SIMATIC WinCC Open Architecture is open for independent in-house developments and also enables own product branding.

Thanks to its special system properties, SIMATIC WinCC Open Architecture meets the highest demands especially in the case of traffic solutions, building management systems and supply systems (power, water, oil and gas, etc.).

Design

SIMATIC WinCC Open Architecture is available as a single-user runtime license, multi-user runtime license, Web Client license, and parameterization and development license. With SIMATIC WinCC Open Architecture the required license is determined, among other things, according to the number of inputs and outputs (I/O).

An "I/O" refers to a data point element (DPE) whose content is exchanged either by means of drivers (e.g. S7 driver communicates with a PLC) or with other software systems. Internal data point elements, i.e. DPEs without communication to the outside, are not counted for licensing. The licenses are available either with an unlimited number of I/Os or with limitations of 500 to 250 000 I/Os.

The multi-user runtime license allows working simultaneously from different PCs, with the licensing taking place via the server. The active clients are then counted. The web client and the ultralight client enable the visualization and operation of process pictures over an exclusively HTTP connection between the server and the respective web client. The parameterization and development licenses extend a runtime license with the option of configuration and parameterization. They each require a server license.

HMI Software

SIMATIC WinCC OA

SIMATIC WinCC OA V3.16

Function

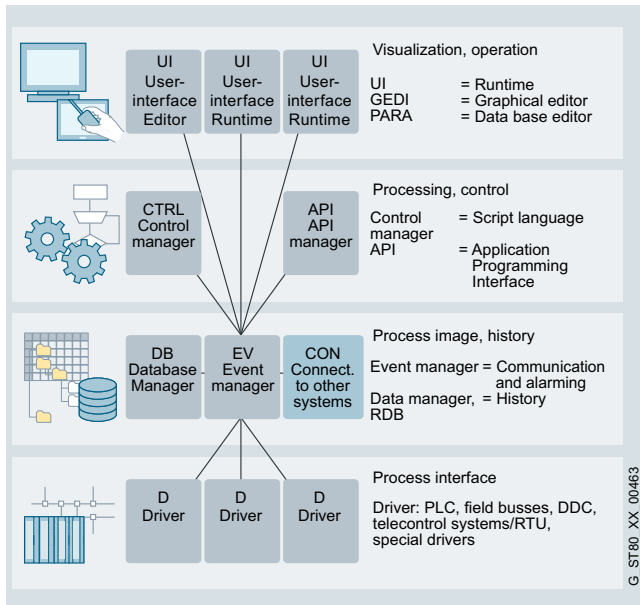
SIMATIC WinCC Open Architecture is a very modular SCADA system. The required functionalities are realized by specific, functional entities created for various tasks.

In SIMATIC WinCC Open Architecture these units are called "Managers" – they are also independent processes in software terms.

WinCC OA Manager	Task
Event Manager (EV)	The Event Manager (EV) is the processing center in WinCC OA. This unit provides a constantly updated image of all PowerTags in the memory. Each other functional unit (Manager) that wants to access the data receives it from the process image of the Event Manager and does not have to communicate directly with a controller. Conversely, a command from an operator station is initially set only as a value change in the process image of the Event Manager. The associated driver then forwards it to the corresponding target device (e.g. PLC) automatically. The Event Manager is a kind of central data distributor, in effect the communication center for WinCC OA. Furthermore, this Manager also carries out the alarm handling and can execute various arithmetic functions autonomously.
Driver Manager (D)	The lowest level in a WinCC OA System is represented by the process connections, referred to in WinCC OA as drivers (D). These are special programs that handle the communication with the control and field level. Since numerous different forms of communication are possible with the PLCs or telecontrol nodes, there are different drivers that can be selected. In very simple terms, the driver is a unit for converting a particular protocol into the internal communication form of WinCC OA. The driver reads the current states, measurement or counter values from the field and in the opposite direction it forwards commands and setpoints to the lower-level controllers (= the term "control" should be used here and below to represent all possible devices of the basic automation (PLC, DDC, telecontrol system, etc.)).
Data Manager (DB)	The Data Manager (DB) represents the link to database. On one hand, it involves the parameterization data of an application that is to be stored in such a database. On the other hand, it involves the historical recording of changes in values or alarms. If a user wishes to query historical data at a later date, then the Data Manager completes this request and not the database itself.

WinCC OA Manager	Task
Control Manager (CTRL)	WinCC OA has numerous options for implementing your own algorithms and processing. The two most important are the internal language control (CTRL) and the general application programming interface (API). Control is an extremely powerful scripting language. The processing is interpretative, so that no compilation is required. The syntax is almost identical with ANSI-C, with some modifications for simplification. This is a fully developed, procedural high-level language with multi-threading (= quasi-parallel processing of individual programs; the system itself carries out the processing check). The language offers a comprehensive function library for tasks of the control and visualization technology. Control can be used as a stand-alone process (Control Manager), for animation and user interface design or for standardized, data object-oriented processing functions. The API (WinCC OA API) represents the most powerful form of functional expansion. It is configured as a C++ class library and allows the software developer to implement individual functions as an independent, additional manager (forecast system, simulation, tools, proprietary databases, etc.).
User Interface Manager (UI)	The interface to the user is created by the User Interface Manager (UI). This comprises a graphics editor (GEDI), a database editor (PARA) or the general user interface of the application (Vision module). The User Interface serves to display values, issue commands or track alarms in the alarm list. Trends and reports are also usually part of the UI. From a programming viewpoint, the user interaction in WinCC OA is completely isolated from the background processing – this is merely a view of the data of the current process image or the history.

Function (continued)



A WinCC OA System consists of function-specific units, the managers.

More managers are available for special tasks such as redundancy, management for distributed systems, web server, reporting, simulation, COM etc.

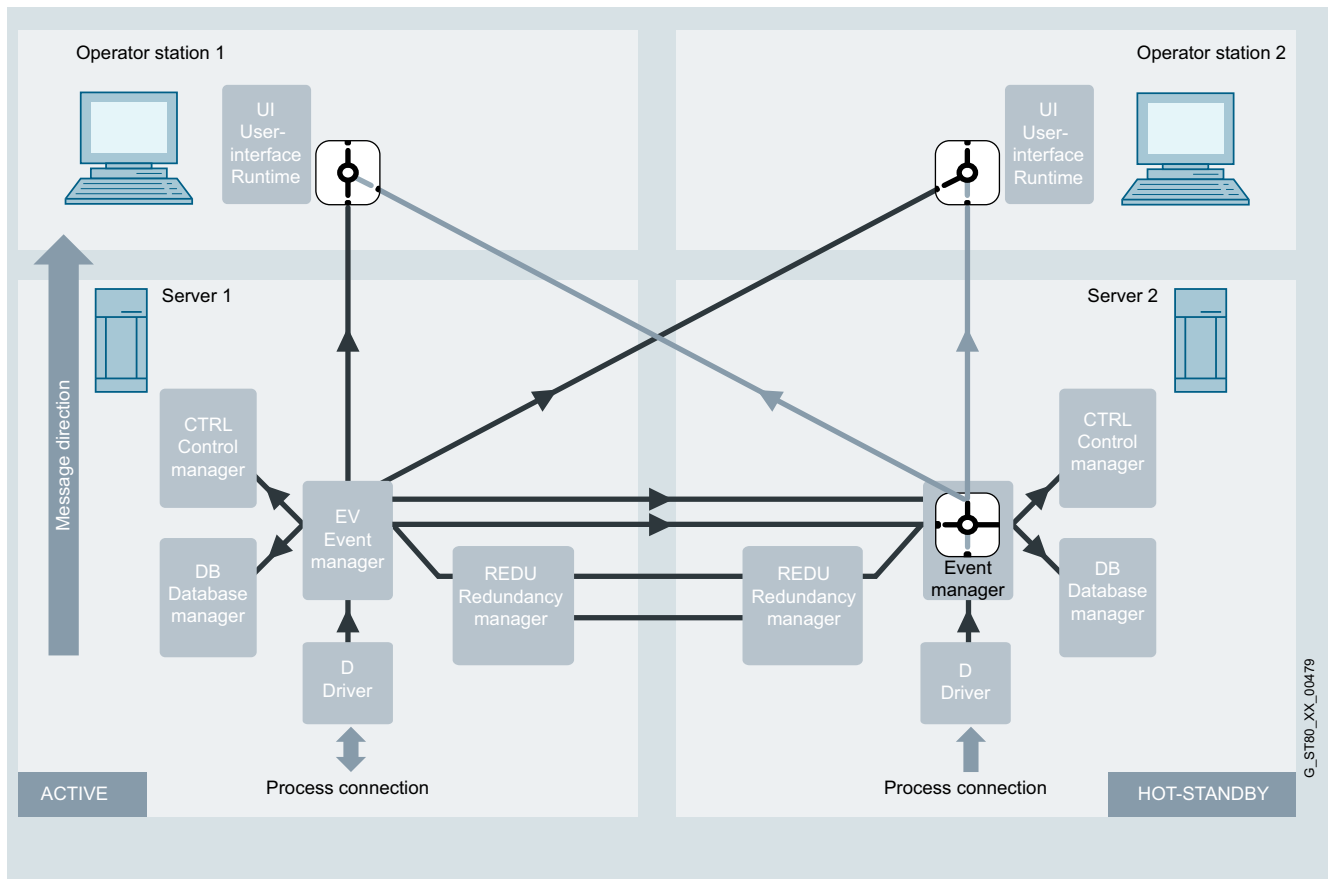
The powerful configuration functions contribute to a reduction of engineering and training overheads and lead to increased flexibility and operational reliability.

Special functions	Task
Access to external databases	The database interfaces offer the possibility of access to external databases. Under Windows, the link is established via the ADO Standard. ADO (ActiveX Data Objects) is an interface developed by Microsoft for vendor-independent access to data sources of all types, primarily databases. The data source for ADO is an OLE DB Provider, although ODBC-compatible databases can also be addressed via an internal wrapper. In Linux, the Qt library is used as an interface to relational databases. Access in this case is either direct via the native DB-API or via ODBC.
Application Programming Interface (API)	The API offers a series of functions that enable WinCC OA to be extended with special managers. A manager is a program that communicates with the system via a protocol defined by WinCC OA.
COM (Component Object Model)	This is a specification for the development of modular software components that can be used by each COM-compatible application. COM components can easily be integrated into such applications and can even be removed from an application during runtime. COM components can be programmed in a host of different languages, even though C++ is usually used for this purpose. The specifications OLE, ActiveX and DirectX are based on the COM technology.

Special functions	Task
Control expansion	Expansion that allows C++ functions to be added to the programming language.
Panel topology/ summation signal	Generation of panel hierarchies/topologies in existing or new projects and automatic creation of summation signals of the alarm data points that are located in the panels of the topology.
Redundancy (see figure below)	The failure safety in a redundant system is implemented by means of hot standby. Hot standby is a hardware-independent solution for high availability. This is a safety concept that consists of two interconnected server systems. Both servers are constantly in operation and are subject to the same functional loading (but only one server is ever active; the second compares the data with the primary unit at runtime). On the failure of one unit, an "on-the-fly changeover" takes place and the previously passive server assumes the leading role. This guarantees access to data or functions at all times.
Encryption of panels and CTRL scripts/libraries	Allows your panels or scripts to be encrypted, thereby protecting your knowledge and work.
Script Wizard	Easy-to-use tool that simplifies the creation of animated, graphical plant symbols, which saves time during engineering.
Simple Symbols	Basic package of plant symbols that have been created using the script wizard. These can be adapted quickly and easily to the specific requirements of the customer.
Easy Faceplates	Simple parameter assignment of predefined pop-up windows that display details of the associated plant symbol. Without any additional drawing outline, several standard functions per object can be activated for the detail view (alarm display, trend display, measured value table, setpoint value table, address table, notes).
Drag and Draw	Several representative graphical objects can be defined and configured for each plant object in the data model (data point type). These are pre-configured and need only be moved to the panel via drag-and-drop when the plant pictures are drawn. This saves valuable time during engineering.
Multilingual capability	Thanks to the UTF-8 format as the standard for written languages it's possible to use almost all fonts and characters in projects. Up to 40 languages can be used in any one project. User rights enable the definition of a standard language. In addition it is easy to change the display language during operation. Dictionaries can be made with a special tool or according to individual requirements.
Server-side authentication	Enables the connection of third-party systems including customized solutions for user authentication.
Distributed systems (see the diagram below)	Permits the coupling of two or more autonomous WinCC OA systems via a network. Each sub-system of a distributed system can be configured either as a single-user or multi-user system, each of which may be redundant or non-redundant. A sub-system in this context means a server on which an Event Manager is running, whereby in case of redundancy both redundantly operating servers are considered as one system.



Function (continued)



The diagram shows a detailed representation of the two computers: Server 1 and Server 2. Server 1 is in management mode (active) and Server 2 is in hot standby mode (passive). In the case of redundant operation, the UIs of both operator stations are connected to both Event Managers, however only the data of the active system is displayed on both UIs. The Event Manager of the passive system is restricted exclusively to communication with the Event Manager of the active system for comparison of the process data (it sends no data to the connected UIs or it discards messages from the drivers – this can be seen in the figure with the switches on the UIs or on the passive Event Manager).

Integration in automation solutions

SIMATIC WinCC Open Architecture is an open SCADA system with comprehensive drivers and flexible options for connection to other external systems.

Depending on the communications protocol and the bus physics used, specific drivers are used in each case:

- Serial protocols: RK512, 3964R, etc.
- Ethernet: Industrial Ethernet (S7, S7 PLUS), Modbus TCP (OpenModbus), Ethernet IP (AB), etc.
- Telecontrol systems: SINAUT, SSI (Ethernet), IEC 61850/61400, IEC 60870-5-101, IEC 60870-5-104, etc.
- Vendor-independent interfaces: OPC UA, etc.

In SIMATIC WinCC Open Architecture, several drivers can be operated in parallel. These can be of the same type or also of different types.

It is possible in a SIMATIC WinCC Open Architecture system, for example, to establish connections via the S7 protocol to a SIMATIC controller, via IEC 60870-5-104 to a telecontrol system, and via OPC DA to any OPC server at the same time.

Function (continued)

Connection overview

Protocol	Description
S7 TCP/IP	TCP/IP driver for Siemens Industrial Ethernet
S7 Plus	Drivers for S7 1200 and 1500 Supports alarm messages, online browsing, TIA importer for versions V13, V14 and V15
OPC Client (Data Access)	<ul style="list-style-type: none"> • Compatibility with specifications DA 1.0 and 2.05a • Connection to inproc, local or remote server • Connection with up to 20 servers at the same time • Monitoring of the connection to the server and automatic reconnection if the connection is interrupted. • Address browsing if supported by the server. • Benefits of the CALL-R functionality for CALL-R servers (simplified parameter assignment)
OPC Server (Data Access)	<ul style="list-style-type: none"> • Corresponds to Data Access 2.05a specification (reading/writing of online values). • Is to be started as a manager just like other drivers. • The provided DPEs (server -> client) can be easily and quickly defined via data point groups. • DPEs can be declared as readable (read-only access is permitted; Group OPCRead) or as writable items (Group OPCWrite). • Clients can browse the WinCC OA OPC Server hierarchically.
OPC Alarms & Events	OPC Alarms & Events (abbreviated to OPC A&E) is, in addition to Data Access, a further standard for performing central alarm management on a cross-vendor basis. OPC A&E is used to ensure the link to other control systems and the display of alarms/events in a hierarchical system.
OPC Historical Data Access	OPC Historical Data Access (OPC HDA) is used to exchange archived process data. This is in contrast to the OPC Data Access (OPC DA) specification that deals with real-time data.
OPC UA (Unified Architecture)	WinCC OA client supports the OPC UA Data Access (DA), Alarms & Conditions (AC) and Historical Access (HA) standards.
Modbus TCP	Modbus/TCP is based on the serial Modbus protocol, which was adapted for TCP/IP. The Modbus/TCP driver can be used simultaneously for Modbus/TCP or UNICOS.
Ethernet/IP	Ethernet/IP is used for communication with several PLC generations and families from Rockwell Automation / Allen Bradley. The protocol is part of the application layer and is based on the standard TCP/IP network protocol.
Serial: RK512/3964R	Is used for interfacing a PLC via the 3964R/RK512 protocol
Cerberus	Cerberus is a fire, intrusion and gas alarm system. The Cerberus driver guarantees communication to and from the central fire alarm systems and building security facilities in the event of a fire, gas or intruder alarm.

Protocol	Description
SSI	Is used for the interfacing of SAT telecontrol systems. The data is exchanged via the LAN (Ethernet, IEEE 802.3); the frame formats used are the SSI formats defined by SAT. The SK 1703 telecontrol components with a suitable communication card (KE/ET) are supported.
IEC 60870-5-101, -104	IEC drivers are standardized telecontrol drivers that can process proprietary frames. IEC stands for International Electrotechnical Commission, the international standardization committee for electrical engineering. <ul style="list-style-type: none"> • IEC 60870-5-104 for data exchange via TCP/IP • IEC 60870-5-101 for serial connection
IEC 61850/61400	IEC 61850 Client and IEC 61400 Client defines an architecture for satisfying the requirements of electrical substation automation. It defines a data model and the communication services for interaction with and between the elements of a substation, such as power supply units, circuit-breakers, protective devices etc. A description language and a system configuration language (SCL) have been defined for technical purposes.
DNP3	The DNP3 (Distributed Network Protocol 3) driver is an open, rugged and modern protocol which exhibits characteristics and strengths similar to the IEC driver. The transfer of any number of frames with different data types takes place between the WinCC OA system (Master) and the remote stations (Slave).
SINAUT	SINAUT (Siemens Network AUTomation) is a communication protocol for automated monitoring and control of remote process stations on the basis of SIMATIC S7. Communication takes place via TCP/IP.
SNMP Manager & Agent	SNMP (Simple Network Management Protocol) is a protocol for monitoring network elements (servers, workstations, routers, switches, hubs, etc.) and their functions. <ul style="list-style-type: none"> • SNMP Manager supports SNMP V1, V2, and V3 • SNMP Agent supports SNMP V1 and V2
BACnet over IP – driver	BACnet (Building Automation and Control Networks) is a standardized protocol for building automation and has been set by the ASHRAE (American Society of Heating, Refrigerating and Air-conditioning Engineers) as a guideline to provide a uniform and cross-company standard for data communication within and between building automation systems. The BACnet Standard 2004 is supported in accordance with the PIC list (see product documentation)
S-bus	The WinCC OA S-bus driver is used to link SAIA PCD control devices to WinCC OA projects. Client mode of the SAIA S-bus driver is used. Communication is carried out using the UDP; the serial version of the protocol is not supported.

Further drivers on request or via C++ API

HMI Software

SIMATIC WinCC OA

SIMATIC WinCC OA V3.16

Technical specifications

Type	SIMATIC WinCC Open Architecture V3.16
Operating system	<ul style="list-style-type: none"> Windows 10 (64-bit) Windows 7 Ultimate/Enterprise/Professional SP1 (64-bit) Windows 7 Ultimate SP1 (64-bit) Windows Server 2016 (64-bit) Windows Server 2012 R2 (64-bit) Red Hat Enterprise Linux 7.4 (64-bit) SLES 12.1 (64-bit) VMWare ESXi version 6 VMware Cluster (HA) OpenSuse Leap 42 (64-bit) CentOS 7.4 SLES 12.1 (64-bit) VMWare ESXi version 6 VMware Cluster (HA)
Mobile operating system	<ul style="list-style-type: none"> Android 4.4 and higher iOS 11.0 and higher
PC hardware requirements ¹⁾	
Processor type	Intel Pentium or equivalent
Minimum	Intel Pentium IV 1.6 GHz (or better) ²⁾³⁾
Recommended	<ul style="list-style-type: none"> Client: Intel Pentium IV/Core2/i3, 2 GHz²⁾³⁾ Server: Intel Core i3 CPU Dual, 3 GHz²⁾ Server large system⁴⁾: Intel(R) Core(TM) i5/i7 CPU Dual / Quad, 3 GHz²⁾³⁾
Work memory RAM	
Minimum	2 GB ²⁾
Recommended	<ul style="list-style-type: none"> Client: 2 GB²⁾³⁾ Server: 8 GB²⁾³⁾ Server large system: 16 GB²⁾
Hard disk (available memory for installation)	
Minimum	HD with 800 MB available ²⁾
Recommended	Server large system with local logging: SCSI LVD Controller, WIDE SCSI / LVD HDD or comparable storage system with at least 500 MB of available space ²⁾
Screen and graphics card (TrueColor)	
Minimum	1024 x 768 ²⁾
Recommended	1280 x 1024 ²⁾
Mouse and keyboard	Mouse, keyboard
DVD drive	Possible for software installation, also via web installation or USB flash drive
Local power user rights	<ul style="list-style-type: none"> For installation For operation

- ¹⁾ For actual use in plants, the hardware requirements are largely dependent on the project size and the dynamic response of the process variables. Whenever possible, use rugged, high-quality hardware with corresponding functionalities such as redundant power supply units or RAID hard disks. WinCC OA supports dual and multi-processor mode and benefits significantly from the fact that each WinCC OA Manager can be assigned to one processor core as a system process. At the same time, however, it is important that the individual cores offer the highest possible performance (high clocking), since load-critical core processes such as the event manager run on exactly one core (for this reason, multi-core machines with low-clocked cores are unsuitable for WinCC OA). As for RAM, CPU and HDD, the usual rule applies: more is better
- ²⁾ System requirements generally only refer to WinCC OA Version 3.16 under the supported versions of the Windows and Linux operating systems.
- ³⁾ A precondition for the minimum requirement is that the operating system used does not have any greater requirements itself
- ⁴⁾ With a large system it is essential that the system permits not only the highest data point numbers but also a high dynamic response.

WinCC OA is ideally suited for use in very large distributed systems.

The optimum design of such systems demands corresponding system knowledge of WinCC OA. Due to the event-oriented processing, individual design parameters can be increased or reduced as necessary in actual applications.

Type	SIMATIC WinCC Open Architecture
Functionality/quantity structure	
Number of messages	150 000 ²⁾
Message text (number of characters)	System-limited ¹⁾
Message archive	System-limited ¹⁾
Process values per message	1 process value + up to 32 alarm associated values per message
Constant load of messages, max.	500/s ²⁾
Message burst, max.	15 000/10 s every 5 min ²⁾
Archives	
Archive data points	Max. 250 000 per server ²⁾
Archive types	< 20 parallel logs, different retention period for each log
Data storage format	Oracle or file system
Measured values per second, max.	Server/single-user station: 7 000/s ²⁾³⁾
User archive	
Archive	System-limited ¹⁾
Type	SIMATIC WinCC Open Architecture
Table size	System-limited by ORACLE database
Graphics system	
Number of screens	System-limited ¹⁾
Number of objects per screen	System-limited ¹⁾
Number of controllable fields per screen	System-limited ¹⁾
PowerTags	< 750 000 per server ²⁾
User administration	
User accounts	< 4096
Configuration languages	3 (en, de, ru)
Runtime languages	40 (of which 8 Asian)
Multi-user system	
Server	< 2 048 ²⁾⁴⁾
Number of clients	< 244 per server ²⁾⁵⁾

- ¹⁾ Dependent on the available storage space
- ²⁾ Dependent on the system configuration and the system load (due to the event-oriented architecture, the system load is essentially determined by the change rates of the values to be processed)
- ³⁾ By means of high-performance hardware configuration (one archiving cluster and approx. 120 distributed systems that archive parallel values in the cluster): 200 000 archived value changes per second
- ⁴⁾ Physical limit: < 2 048, in practice systems have already been implemented with up to 550 distributed systems
- ⁵⁾ Physical limit: < 244 clients per server, recommended: max. 100 clients per server

Ordering data	Article No.	Article No.
WinCC OA core components WinCC OA Server Language/script versions: en, de, ru; with license for: WinCC OA single-user station 500 I/O License for single operator station with up to 500 I/O (bit, integer), alerting, extended trend, historical recording, S7 and S7 Plus (8 connections) drivers, SSL encryption, OPC client, OPC server, OPC UA client, WinCC OA Web server and one WinCC OA OPERATOR 1 Device License. Cannot be expanded with multiple operator stations or add-ons.	6AV6351-1HA31-6AA0	WinCC OA for Nanobox Runtime License for SIMATIC Nanobox (Win 7 Ultimate SP1 64-bit) with max. 128 I/O, including one operator station, distributed systems option, S7 and S7 Plus (8 connections) drivers, SSL encryption, OPC client, OPC server, OPC UA client, RDB option, WinCC OA Web server as well as a choice of one other driver. This package cannot be expanded with other WinCC OA options. The use of this license is exclusively restricted to the approved Nanoboxes (restrictions on the hardware side can be viewed in the online help). <ul style="list-style-type: none"> • 128 I/O • 512 I/O • 2 048 • 4 096 I/O
WinCC OA Server I/O License for server (without operator station licenses), alerting, extended trend, historical recordings, S7 and S7 Plus (8 connections) drivers, SSL encryption, OPC client, OPC server, OPC UA client, WinCC OA Web server and one WinCC OA OPERATOR 1 Device License. <ul style="list-style-type: none"> • 1 000 I/O With a max. of 1 000 I/O of any type • 3 000 I/O With a max. of 3 000 I/O of any type • 5 000 I/O With a max. of 5 000 I/O of any type • 10 000 I/O With a max. of 10 000 I/O of any type • 15 000 I/O With a max. of 15 000 I/O of any type • 25 000 I/O With a max. of 25 000 I/O of any type • 50 000 I/O With a max. of 50 000 I/O of any type • 75 000 I/O With a max. of 75 000 I/O of any type • 100 000 I/O With a max. of 100 000 I/O of any type • 150 000 I/O With a max. of 150 000 I/O of any type • 200 000 I/O With a max. of 200 000 I/O of any type • 250 000 I/O With a max. of 250 000 I/O of any type • With unlimited I/O 	6AV6351-1HB31-6AA0 6AV6351-1HC31-6AA0 6AV6351-1HD31-6AA0 6AV6351-1HE31-6AA0 6AV6351-1HF31-6AA0 6AV6351-1HG31-6AA0 6AV6351-1HH31-6AA0 6AV6351-1HJ31-6AA0 6AV6351-1HK31-6AA0 6AV6351-1HL31-6AA0 6AV6351-1HM31-6AA0 6AV6351-1HN31-6AA0 6AV6351-1HP31-6AA0	6AV6351-1KA31-6AA0 6AV6351-1KB31-6AA0 6AV6351-1KC31-6AA0 6AV6351-1KE31-6AA0 WinCC OA Desktop UI Operator station license with all server operator station functionalities. Only the number of simultaneously active Desktop UIs is counted <ul style="list-style-type: none"> • 1 Operator station license • 10 Operator station licenses • 25 Operator station licenses • 50 Operator station licenses • 100 Operator station licenses
WinCC OA dongle Hardware dongle for USB port for operation with a hardware-independent license attached to the dongle, which can also extend the hardware-linked license of the operator station or server on a temporary basis.	6AV6351-1AH31-6AA0	WinCC OA Ultralight UX The Ultralight UX enables an operator station to be implemented in a web browser without installation of a plug-in. The Ultralight UX can run on PCs and laptops. Only the number of simultaneously active Ultralight UX Clients is counted. Please note Ultralight UX Client restrictions according to the online help. <ul style="list-style-type: none"> • License for 1 client • License for 10 clients • License for 25 clients • License for 50 clients • License for 100 clients
WinCC OA on data medium WinCC OA Software DVD – current version on disk	6AV6351-1AX31-6AA0	WinCC OA Mobile UI The Mobile UI enables an operator station to be implemented on a mobile device. Installation takes place via an app available in the iTunes App Store or in Google Play Store. Only the number of simultaneously active Mobile UIs is counted. You can find the supported Android and iOS devices and restrictions in the online help. <ul style="list-style-type: none"> • License for 1 mobile UI • License for 10 mobile UIs • License for 25 mobile UIs • License for 50 mobile UIs • License for 100 mobile UIs

HMI Software

SIMATIC WinCC OA

SIMATIC WinCC OA V3.16

Ordering data

WinCC OA OPERATOR mobile app

Permits operation and visualization of a WinCC OA installation via iPhone and iPad. Over a secured SSL connection, measured values and alarms can be retrieved, as well as commands and acknowledgements sent. Navigation takes place in list form or map-supported. The configuration is carried out in an intuitive wizard. Each device must be assigned its own, fixed license.

- License for 1 device
- License for 3 devices
- License for 10 devices
- License for 25 devices
- License for 50 devices

Article No.

6AV6352-1DK31-6AA0
6AV6352-1DL31-6AA0
6AV6352-1DM31-6AA0
6AV6352-1DN31-6AA0
6AV6352-1DP31-6AA0

WinCC OA parameter assignment and development license

Client, parameterization and development license for single operator station, graphic editor with symbol catalog, user-friendly script development language, alerting, extended trend, and historical recording.

6AV6351-1EA31-6AA0

WinCC OA Para for single-user station

Requires a corresponding single-user station license.

6AV6351-1EP31-6AA0

WinCC OA Para

Requires corresponding server license.

6AV6351-1EQ31-6AA0

WinCC OA Para Remote

Client, parameterization and development license for remote access to server.

6AV6351-1EK31-6AA0

WinCC OA API interface gen.

Application programming interface for the integration of customer-specific managers or drivers. One license is required for each development workstation. We strongly recommend the participation in a Certified WinCC OA Developer Workshop when ordering this product for the first time.

6AV6351-1EL31-6AA0

WinCC OA Custom Driver

Extends a WinCC OA server license with the option of communication with a customer-specific driver. One license is required for each customer-specific driver.

6AV6351-1EM31-6AA0

WinCC OA Custom Manager

Extends a WinCC OA server license with the option of communicating with a customer-specific manager. One license is required for each customer-specific manager

Article No.

WinCC OA redundancy

In the case of redundant servers, two server licenses and two WinCC OA redundancy options are required for each redundant server pair.

WinCC OA redundancy

Extends a WinCC OA Server with the option of bumpless switchover to a hot standby server.

6AV6351-1FP31-6AA0

WinCC OA distributed systems

Enables the connection of several autonomous WinCC OA systems. Each server requires one server license and one distributed systems option. In the case of redundant servers, 2 licenses are required for the redundant server pair.

WinCC OA distributed systems

Extends a WinCC OA Server to include the Multiserver option.

6AV6351-1GP31-6AA0

WinCC OA Disaster Recovery System

WinCC OA Disaster Recovery Center

Allows configuration of a remote backup control center. A disaster recovery center comprises two distributed systems. Both systems must be redundant. Requires Oracle databases and RDB. Refer to the online help for example configurations. Each server in the Disaster Recovery System requires one WinCC OA Disaster Recovery Center option.

6AV6352-1AA31-6AA0

Ordering data	Article No.	Article No.
SIMATIC WinCC Open Architecture V3.16 Communication		
WinCC OA TLS Gateway Gateway acc. to TLS regulations via TCP/IP	6AV6352-1CN31-6AA0	WinCC OA IEC 61850/61400 Expands a WinCC OA Server with a license for using the IEC 61850 protocol comprising the IEC 61850 driver (client in accordance with IEC 61850 Standard Part 7 & Part 8 Edition 2 & IEC 61400-25) and the IEC 61850 browser.
WinCC OA Teleperm M Driver for Teleperm M Bus C275 (requires an Ako-Tec Bridge)	6AV6352-1BB31-6AA0	WinCC OA DNP3 Driver DNP3 for connecting DNP3 devices <ul style="list-style-type: none"> • 10 DNP3 devices • 25 DNP3 devices • 50 DNP3 devices • 250 DNP3 devices • Unlimited
WinCC OA S7 Plus TCP/IP S7 Plus driver for the new S7-1200, S7-1500 controllers, open controllers and PLC Sim, supports symbolic addressing, all protection levels and browsing of TIA Portal projects <ul style="list-style-type: none"> • 8 connections • 64 connections • 512 connections 	6AV6352-1CP31-6AA0 6AV6352-1CQ31-6AA0 6AV6352-1CR31-6AA0	WinCC OA SINAUT SINAUT driver for connecting controllers <ul style="list-style-type: none"> • For connecting a maximum of 10 controllers • SINAUT driver for connecting up to 25 controllers • SINAUT driver for connecting up to 50 controllers • SINAUT driver for connecting up to 250 controllers • SINAUT driver – unlimited license
WinCC OA S7 TCP/IP driver TCP/IP driver for Siemens Industrial Ethernet.	6AV6352-1BC31-6AA0	WinCC OA RK512 Driver for connection via 3964R / RK512 protocol
WinCC OA Modbus TCP/IP driver Driver for Modbus TCP/IP	6AV6352-1BD31-6AA0	WinCC OA Cerberus Driver for connection with the Siemens DMS7000 / Cerberus fire alarm system. Communication is implemented via the C-Bus (Cer-Ban) using the serial interface RS 232 (MK 7022).
WinCC OA Modbus TCP/IP server The WinCC OA Modbus/TCP server allows Modbus/TC clients to query and represent data from a WinCC OA system within the Modbus data model.	6AV6352-1CS31-6AA0	WinCC OA OPC HDA server The WinCC OA OPC Historical Data Access (HDA) Server provides archived process data from a WinCC OA project. (Status version: "OPC HDA 1.20" (mandatory functions))
WinCC OA Ethernet/IP Driver for Allen Bradley - Rockwell EtherNet/IP	6AV6352-1CK31-6AA0	WinCC OA OPC HDA client The WinCC OA OPC Historical Data Access (HDA) Client allows access to the process data provided by any OPC HDA Servers (Version: "OPC HDA 1.20" (mandatory functions))
WinCC OA SAIA S-bus Driver for SAIA controllers (SAIA S-bus)	6AV6352-1BW31-6AA0	WinCC OA OPC UA Server The WinCC OA OPC UA server allows OPC UA clients to query the data of a WinCC OA system. Version: "OPC UA Server 1.03" (mandatory functions).
WinCC OA SSI driver Driver for SAT telecontrol components	6AV6352-1BF31-6AA0	
WinCC OA SNMP Driver SNMP – network monitoring (V2&V3)	6AV6352-1BG31-6AA0	
WinCC OA BACnet Driver + Diagnostics Extends a WinCC OA Server to include a license for using the WinCC OA BACnet online engineering environment consisting of WinCC OA BACnet driver, WinCC OA BACnet object library including faceplates, and WinCC OA BACnet browser (max. 5 000 objects per server).	6AV6352-1DA31-6AA0	
WinCC OA IEC 104 Driver IEC 60870-5-104	6AV6352-1BH31-6AA0	
WinCC OA IEC 101 Driver IEC 60870-5-101	6AV6352-1BJ31-6AA0	

More information is available on the Internet at:

<http://www.siemens.com/wincc-open-architecture>

HMI Software

SIMATIC WinCC OA V3.16

SIMATIC WinCC OA V3.16 add-ons

Overview

SIMATIC WinCC Open Architecture is a SCADA system for visualizing and operating processes, production flows, machines and plants in all industrial sectors.

SIMATIC WinCC OA is built consistently on object-oriented structures. Due to this consistent and well-considered use of object-oriented structures, from process images to the database, the engineering costs improve for SIMATIC WinCC OA customers.

Distributed systems enable the connection of up to 2 048 autonomous SIMATIC WinCC Open Architecture systems via a single network. Each subsystem can be configured either as single-user or multi-user system, each of which may be redundant or non-redundant.

Current version: **SIMATIC WinCC Open Architecture V3.16**
Runs under:

- Windows 10 (64-bit)
- Windows 7 Ultimate/Enterprise/Professional SP1 (64-bit)
- Windows 7 Ultimate SP1 (64-bit)
- Windows Server 2016 R2 (64-bit)
- Windows Server 2012 R2 (64-bit)
- Red Hat Enterprise Linux 7.4 (64-bit)
- OpenSuse Leap 42.3 (64-bit)
- CentOS 7.4
- SLES 12.1 (64-bit)
- VMWare ESXi version 6
- VMware Cluster (HA)

Note:

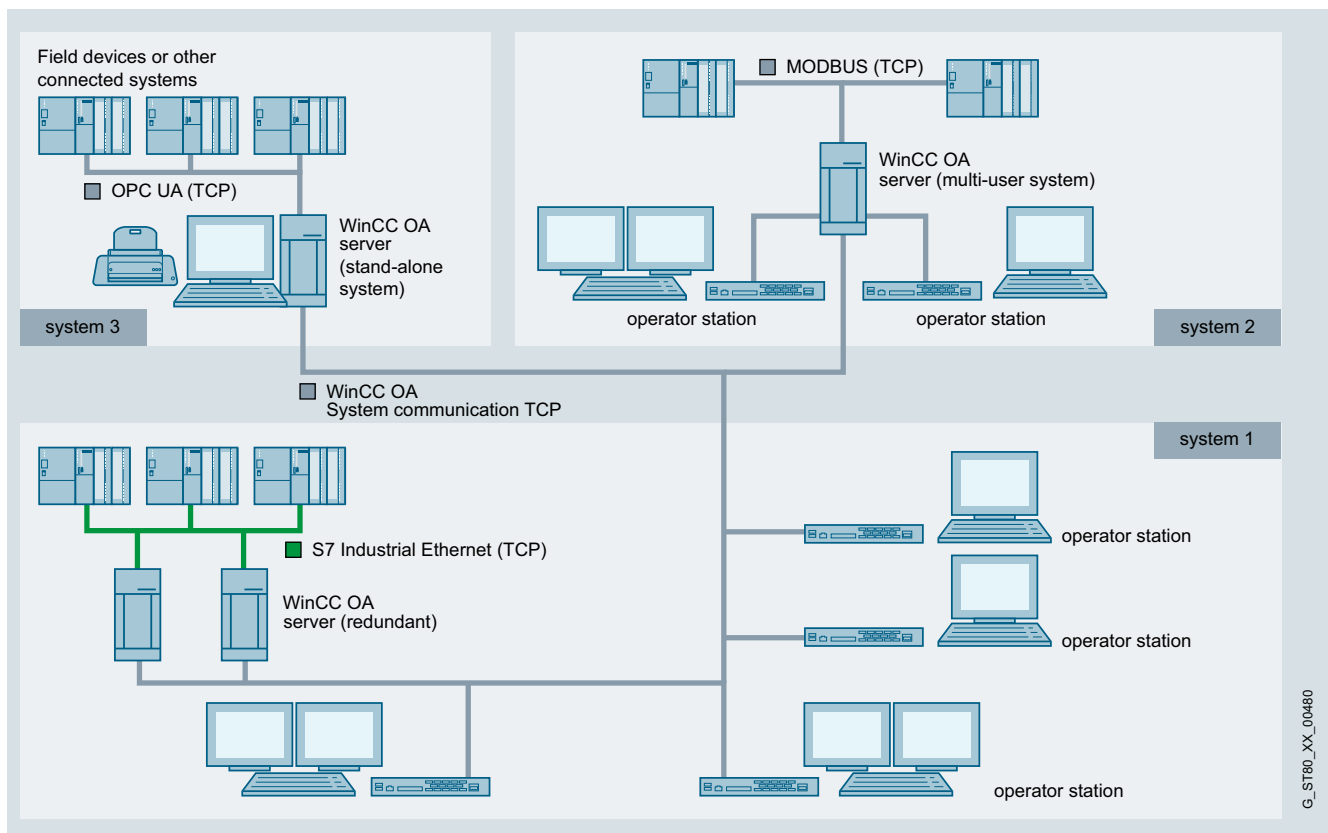
Native 64-bit support.

Function

SIMATIC WinCC Open Architecture add-ons

The universal WinCC Open Architecture basic software is the basis for modular expansions.

These functional expansions are available in the form of WinCC Open Architecture add-ons.



Distributed systems with WinCC OA

Function (continued)

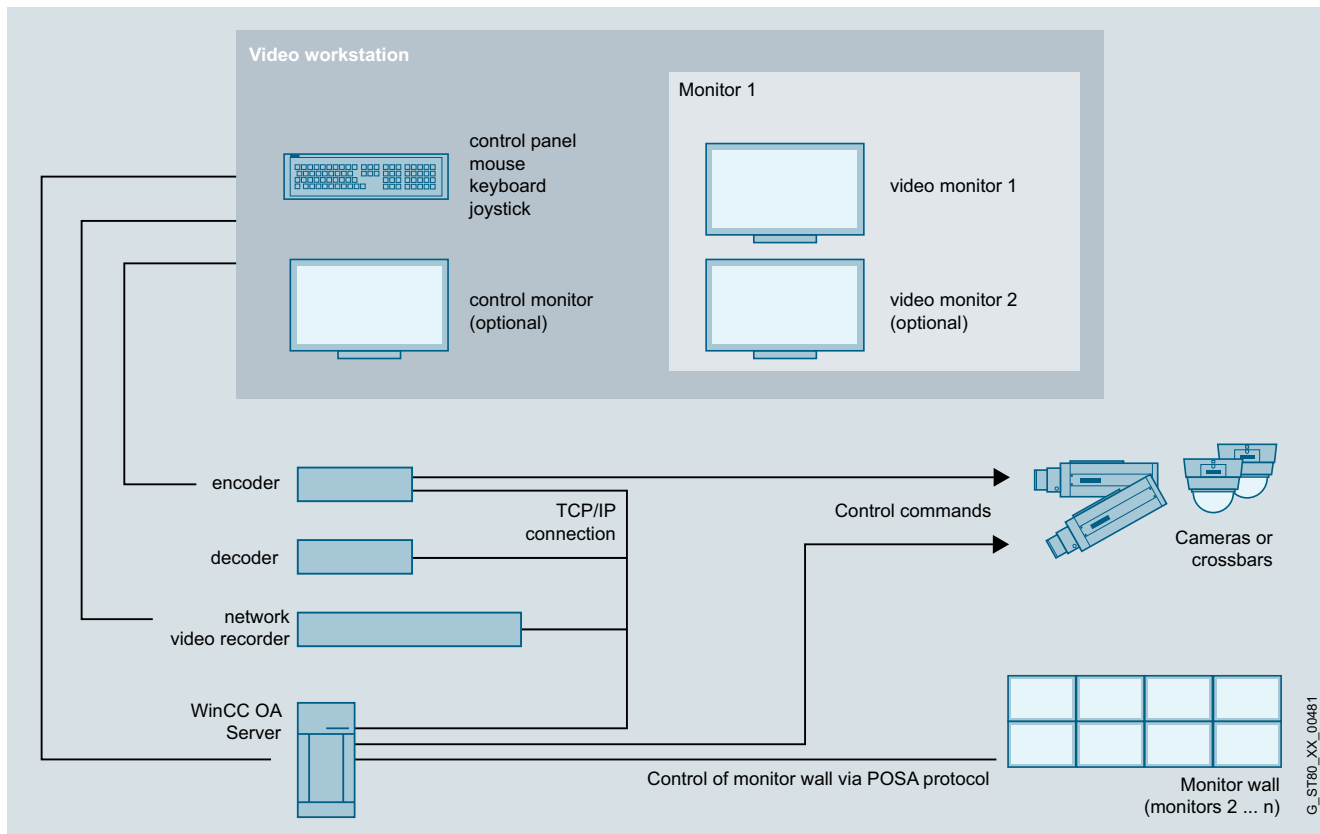
Add-ons	Task
BACnet	BACnet provides an integrated BACnet-compliant online/offline engineering solution for building automation technology, including object library. Designed for heating, ventilation and air conditioning, lighting control and safety systems.
S7 AdvancedLib object library	The S7 AdvancedLib (AdvS7) is an industry-independent object library that permits the use and visualization of objects from the process control system (e.g.: drives, valves, regulators, motors, etc.) in a project with WinCC OA and S7. In addition to the WinCC OA and AdvS7 license, the use of S7 AdvancedLib requires the use of the relevant library on the SIMATIC side.
Maintenance package	Includes the following functions: Operating hours counter, operating cycle counter and maintenance log.
Scheduler	Permits the creation, parameterization and management of time programs that allow the time and event-driven triggering of specific actions.
Recipes	WinCC OA recipes allow setpoints or commands for certain data point elements to be sent simultaneously. Based on "recipe types", which define the quantity of the assigned data point elements, recipes are created that send their values to the data point elements upon activation.
GIS Viewer	With the help of this viewer, standardized cards of a geo-information system (GIS) can be fully integrated in WinCC OA. Furthermore, it is possible to display all WinCC OA objects in the cards.
Reporting	<p>Web-based reporting is implemented using the standardized Simple Object Access Protocol (SOAP) reporting interface. Reporting tools from third-party suppliers can thus be used with no additional effort. The BIRT templates that are also provided, as well as the predefined reporting data, further simplify the reporting.</p> <ul style="list-style-type: none"> • Web-capable reporting interface (SOAP): <ul style="list-style-type: none"> - ECLIPSE BIRT (large number of reporting templates for ECLIPSE BIRT are also supplied) - Crystal Reports - SIMATIC Information Server - Microsoft Excel • Online values, history • Support of compressed data, SQL, alarms • Diagnostic tools • Audit trail
Excel report	Powerful report generator directly in Microsoft Excel. Templates can be created easily and directly in Excel. If a report has to be created over a defined period of time, the system accesses the template and automatically completes it with data from the WinCC OA process database. Reports can also be created, printed and saved on a time-controlled basis, without any need for user access. The Excel Report fully supports compression structures (AC - archive compression) of WinCC OA.
Communication Center	Stands for modern alarm management/remote alerting and communication using the latest standards and various media. The Communication Center creates synergies by using the various interfaces for remote alerting via the control system. Text message and email media are covered with the Communication Center.

Add-ons	Task
VIDEO (see figure below)	Enables the integration of a video management system in WinCC OA. Through the combination of SCADA and video monitoring in one system, the costs for separate video interfaces and the additional expense of maintenance and operation can be saved, and the period of training for operating personnel can also be reduced.
HTTP server	For displaying WinCC OA data via Intranet and Web.
Authentication via Kerberos	A WinCC OA system can be exposed to a variety of attacks. An unauthorized WinCC OA system could set up a connection to the distribution manager or hackers could try to manipulate WinCC OA messages. Secure authentication has been developed to prevent such attacks. The authentication based on Kerberos enables each WinCC OA component to verify the identity of another component. WinCC OA servers can verify the identity of the clients and clients can verify the identity of the servers. In addition, Kerberos ensures that messages are not modified during their transmission (capture-replay attacks are prevented). Furthermore, it is also possible to send messages in encrypted form.
WinCC OA Mobile UI	The mobile UI is a native UI for Android and iOS. The app can be downloaded from the appropriate app store. Use requires configuration of a web server. Only the number of simultaneously active mobile UIs is counted. Supported Android and iOS devices are listed in the online help.
WinCC-OA Desktop UI	An additional operator station license with all server operator station functionalities. Only the number of simultaneously active Desktop UIs is counted. Use requires installation on the server and configuration of a web server. Engineering in the Desktop UI is not possible.
Ultralight UX Client	A "thin client" that is suitable for plant access via a PC workstation and a browser. Access is possible via a standard Web browser without the need for any additional installations. Only the number of simultaneously active Ultralight UXs is counted. Supports a subset of the standard client functionality. Please note the Ultralight UX Client restrictions in the online help.
WinCC OA OPERATOR	Permits operation and visualization of a WinCC OA installation via iPhone and iPad. Process data, plant availability, and plant status can all be displayed. Location filtering provides a rapid overview of all spatially distributed systems including summation alarms.
Disaster Recovery System (see figure below)	This system expands the simple redundancy to include a second redundant system, to which the system can switch over in the event of a fault (e.g. fire or explosion in the building of the primary system). By means of this additional local redundancy, the highest level of system stability is obtained.

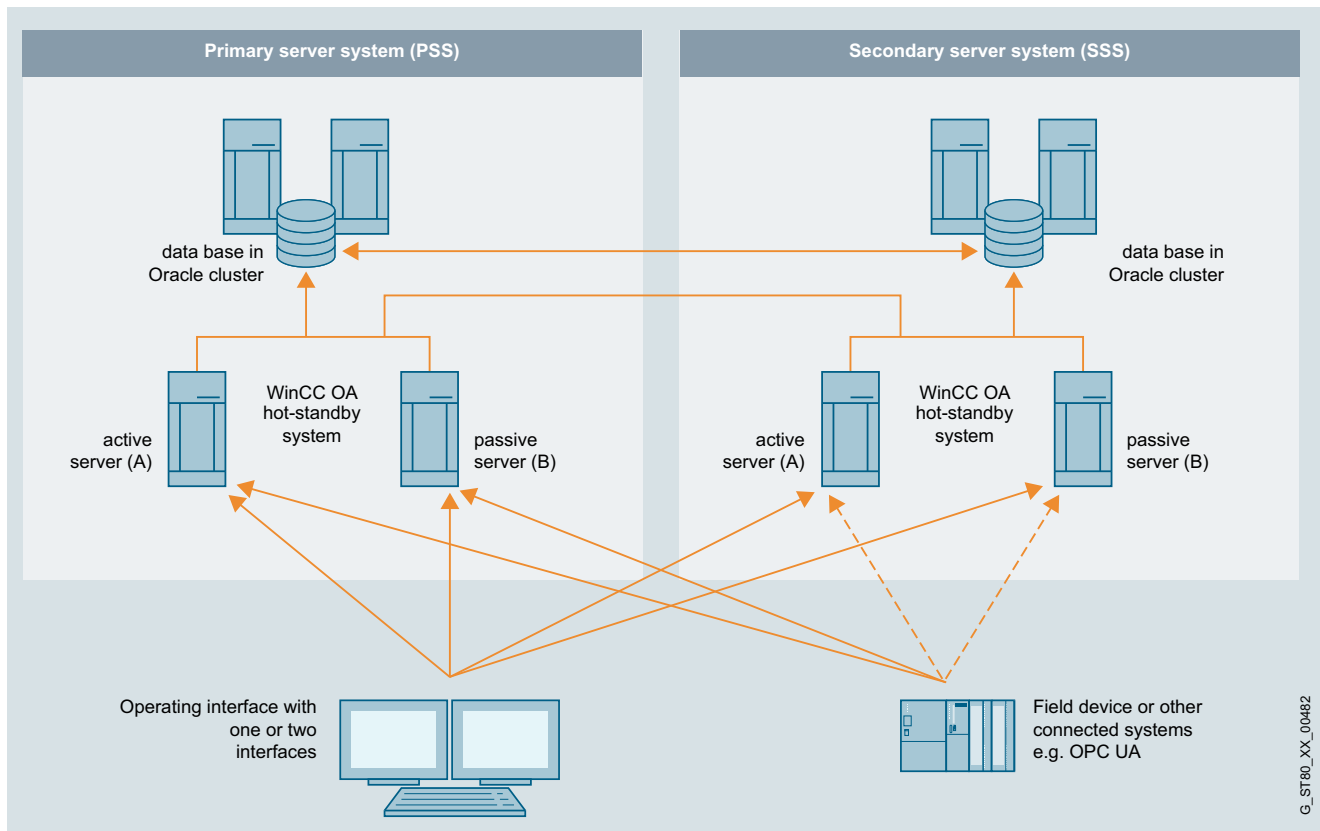
HMI Software
SIMATIC WinCC OA V3.16

SIMATIC WinCC OA V3.16 add-ons

Function (continued)



Network topology Video



Disaster Recovery System architecture with WinCC OA

Ordering data	Article No.	Article No.	
WinCC OA SmartSCADA 3.16 KPI Toolbox Allows performance indicator definitions and performance indicator instances to be created either in the user-friendly formula editor or freely in the CONTROL. The devices are connected by means of a context-based search in the system model or in data points. The performance indicators can be calculated manually, event-driven or cyclically. Online engineering takes place in its own Wizard (no PARA license included). It includes 20 KPI instances.	6AV6352-1PA31-6AA0	WinCC OA S7 AdvancedLib Runtime license for using the object library WinCC OA S7 AdvancedLib, coordinated with the SIMATIC object library also supplied, which is free of charge until revoked. License required for each server. The PLC section of this library is the intellectual property of Siemens AG - a software sublicense contract to this effect must be signed and returned before the SIMATIC object library can be obtained.	6AV6352-1DD31-6AA0
WinCC OA SmartSCADA 3.16 KPI Expansion 100 Performance indicator toolbox expanded to include another 100 KPI instances.	6AV6352-1PB31-6AA0	WinCC OA Maintenance Maintenance management for recording operating hours, switching cycles, alarm handling and notepad function. License required for each server.	6AV6352-1DE31-6AA0
WinCC OA SmartSCADA 3.16 Analysis Toolbox, 1 year subscription Wizards enable the data analysis of historical data and the learning of a statistical mode for system classification. The integration of the "R" CONTROL statistics toolbox makes a large variety of statistical evaluations available. Online engineering takes place in its own Wizard (no PARA license included). The license can only be issued for a limited period (subscription model). The time limitation applies to this feature only, and not to the complete WinCC OA license.	6AV6352-1PC31-6AA0	WinCC OA Scheduler Daily, weekly and monthly program, as well as individual non-periodic events with consideration of public holidays, assignment of priority and override function. License required for each server.	6AV6352-1DF31-6AA0
WinCC OA BACnet driver + diagnostics Extends a WinCC OA Server to include a license for using the WinCC OA BACnet online engineering environment consisting of WinCC OA BACnet driver, WinCC OA BACnet object library including faceplates, and WinCC OA BACnet browser (max. 5 000 objects per server).	6AV6352-1DA31-6AA0	WinCC OA Recipe Creation of any recipe types and recipes, acceptance of current process values as recipe, activation/download to data points, import and export (Microsoft Excel). License required for each server.	6AV6352-1DG31-6AA0
WinCC OA BACnet Engineering Extends a WinCC OA Server to include a license for using the WinCC OA BACnet engineering environment consisting of WinCC OA BACnet browser, WinCC OA EDE-Tool + EDE file interface (requires the WinCC OA engineering license) (max. 5 000 objects per server).	6AV6352-1DB31-6AA0	WinCC OA RDB RDB Oracle connection for WinCC OA Server. Oracle licenses are not included. License required for each server. (RDB for CentOS and OpenSuse are not supported).	6AV6352-1DH31-6AA0
WinCC OA GIS GIS viewer for displaying ESRI Shapes Files. A license is required for Pro UI. Can be used in a WinCC OA Desktop UI and WinCC OA Ultralight UX. Maps are not included. Dynamization performed using Ctrl scripting.	6AV6352-1DC31-6AA0	WinCC OA DB Logger The WinCC OA DB Logger permits the export of freely selectable data from WinCC OA to an external database. See the online help for further information.	6AV6352-1DJ31-6AA0

HMI Software

SIMATIC WinCC OA V3.16

SIMATIC WinCC OA V3.16 add-ons

Ordering data	Article No.	Article No.
<p>Solution Frameworks</p> <p>The Solution Frameworks are only available in combination with consulting and additional testing overhead, and not as standard products.</p>		
<p>WinCC OA PMS</p> <p>Application framework for the implementation of production management systems. The framework offers functions for recording and evaluating production and batch-related quality data. The framework also offers functions for fine production planning and machine assignment. A system administration according to ANSI S95 can be implemented at little cost. This item is not available as a sole product, only in combination with consulting and additional testing overhead.</p>	6AV6352-1EA31-6AA0	
<p>WinCC OA topology package</p> <p>The topology package is an application framework enabling the topological coloring of network views. A qualitative statement is made regarding which parts (nodes, line section, etc.) of a network are directly connected to which infeed units in a connection established by switching elements. This item is not available as a sole product, only in combination with consulting and additional testing overhead.</p>	6AV6352-1EB31-6AA0	
<p>WinCC OA ACAS</p> <p>WinCC OA Advanced Command Authority Suite framework for managing and visualizing authority settings. The license includes the management panel and panel expansions for alarm, horn and acknowledgement functions. This item is not available as a sole product, only in combination with consulting and additional testing overhead.</p>	6AV6352-1EC31-6AA0	
<p>WinCC OA APM</p> <p>The WinCC OA Framework APM – Advanced Playback Manager – allows you to play back the system status of the real-time system in a test/simulation system. The APM offers the following functions: Snapshot (moment in time), playback (time range), training sequence. Please note that the APM package does not include any simulation of the process or of the associated open loop control. Since APM is a framework, we urgently recommend that you use our Consulting Service for project-specific integration.</p>	6AV6352-1ED31-6AA0	
		<p>Reporting</p> <p>Expands a WinCC OA Server to include a reporting interface for active connections (clients) for the evaluation of WinCC OA data by means of a third-party tool such as BIRT, Crystal Reports or MS Excel. (In WinCC OA Version 3.16, the existing Excel Report is still supported and is automatically supplied along with the WinCC OA Reporting option.)</p> <p>Licenses for third-party tools are not supplied.</p> <ul style="list-style-type: none"> • 1 client • 2 clients • 5 clients • 10 clients
		<p>6AV6352-1FE31-6AA0</p> <p>6AV6352-1FF31-6AA0</p> <p>6AV6352-1FG31-6AA0</p> <p>6AV6352-1FH31-6AA0</p>
		<p>Communication Center</p> <p>Remote alarm messaging via text message and email. Basic package for alarms. Output as text message or e-mail is possible. Price per WinCC OA Server.</p>
		<p>WinCC OA CommCenter 1</p> <p>Basic package for 25 alarms.</p>
		6AV6352-1GA31-6AA0
		<p>WinCC OA CommCenter 2</p> <p>Basic package for 250 alarms.</p>
		6AV6352-1GB31-6AA0
		<p>WinCC OA CommCenter 3</p> <p>Basic package for 2 500 alarms.</p>
		6AV6352-1GC31-6AA0
		<p>WinCC OA CommCenter 4</p> <p>Basic package for unlimited alarms.</p>
		6AV6352-1GD31-6AA0
		<p>Video management</p> <p>Permits the display of video streams in the client UI, as well as the control of video equipment (swivel cameras, recorders, ...). More detailed information and details of supported hardware can be obtained from the online help. Streams are parallel, actively displayed external or displayed recorded video signals. Necessary WinCC OA Server licenses do not require additional I/Os. Two licenses are required for one redundant WinCC OA server pair.</p>
		<p>WinCC OA Video Light</p> <p>Permits connection of 16 video inputs (cameras) and simultaneous display of 4 video outputs (streams). This package cannot be expanded.</p>
		6AV6352-1JA31-6AA0
		<p>WinCC OA Video Basic</p> <p>The Video Basic package facilitates operation of the WinCC OA Video add-on. It includes numerous features required for video functions. Does not contain any cameras; these must be purchased separately.</p>
		6AV6352-1JB31-6AA0

Ordering data	Article No.	Article No.	
WinCC OA Video - Video sources With this expansion license, additional cameras are integrated into the system in addition to the basic package. <ul style="list-style-type: none"> • WinCC OA Video – 1 video source • WinCC OA Video – 25 video sources • WinCC OA Video – 50 video sources • WinCC OA Video – 100 video sources • WinCC OA Video – 250 video sources • WinCC OA Video – 500 video sources 	6AV6352-1JH31-6AA0 6AV6352-1JJ31-6AA0 6AV6352-1JK31-6AA0 6AV6352-1JL31-6AA0 6AV6352-1JM31-6AA0 6AV6352-1JN31-6AA0 6AV6352-1JP31-6AA0	AMS Small 100 A/E The license includes the AMS application as well as up to 100 A/E = 100 checklists assigned to alarm/event DP. ¹⁾²⁾³⁾	6AV6352-1MC31-6AA0
		AMS Medium 1 000 A/E The license includes the AMS application as well as up to 1 000 A/E = 1 000 checklists assigned to alarm/event DP. ¹⁾²⁾³⁾	6AV6352-1MD31-6AA0
		AMS Large 5 000 A/E The license includes the AMS application as well as up to 5 000 A/E = 5 000 checklists assigned to alarm/event DP. ¹⁾²⁾³⁾	6AV6352-1ME31-6AA0
WinCC OA Video Display Expands the video basic system with a second external display (one is already included in the basic package).	6AV6352-1JQ31-6AA0	AMS Upgrade Large The license contains an upgrade of the AMS Large 5 000 A/E license with 1 000 A/E = 1 000 checklists assigned to alarm/event DP.	6AV6352-1MF31-6AA0
WinCC OA Web Server Allows the management of different connections and resources between the WinCC OA Server and the WinCC OA UIs as well as Ultralight UX Clients. The Load Balancing feature can be activated with a number greater than 1. This feature distributes the load of multiple clients evenly across the different Web servers, thus allowing it to be scaled. With remote Web servers, multilevel architectures such as access to DMZs (demilitarized zones) can be implemented. (1 Web server is already included in the WinCC OA Server)	6AV6351-1JV31-6AA0	AMS UL A/E The license includes the AMS application as well as an unlimited number of alarm/event DP checklist assignments. ¹⁾²⁾³⁾	6AV6352-1MG31-6AA0
Kerberos WinCC OA Secure Extends a WinCC OA Server to include protection by Kerberos. Each WinCC OA Server requires a separate WinCC OA Secure license.	6AV6352-1LA31-6AA0	AMS Client 2 UI Operating station license for simultaneous use of no more than 2 parallel client sessions. The client license can be installed on more than one PC – only the number of simultaneously active clients is counted.	6AV6352-1MH31-6AA0
AMS (Advanced Maintenance Suite) For the effective planning, administration, implementation and monitoring of maintenance work and faults. The processes are evaluated by means of statistics and reports are communicated. AMS is always only available in combination with consulting and additional testing overhead.		AMS Client 5 UI Operating station license for simultaneous use of no more than 5 parallel client sessions. The client license can be installed on more than one PC – only the number of simultaneously active clients is counted.	6AV6352-1MJ31-6AA0
AMS Starter Package 20A/E This fully functional trial license valid for 90 days includes the AMS application as well as up to 20 A/E = 20 checklists assigned to alarm/event DP. ¹⁾²⁾³⁾	6AV6352-1MA31-6AA0	AMS Client 10 UI Operating station license for simultaneous use of no more than 10 parallel client sessions. The client license can be installed on more than one PC – only the number of simultaneously active clients is counted.	6AV6352-1MK31-6AA0
AMS Entry 20 A/E The license includes the AMS application as well as up to 20 A/E = 20 checklists assigned to alarm/event DP. ¹⁾²⁾³⁾	6AV6352-1MB31-6AA0		

- 1) The basic price also includes the AMS Reports packages.
- 2) AMS importer as well as 1 day of consulting for initial conceptualization by ETM consultants (excluding travel expenses) and 5 hours of telephone support within 3 months after delivery.
- 3) AMS Reports and AMS Importer, and 1 day of consulting for initial conceptualization by ETM consultants (excluding travel expenses). This license does not include any support and cannot be expanded or extended.

Additional information is available on the Internet at:

<http://www.siemens.com/wincc-open-architecture>

HMI Software

SCADA software

SCADA options

Introduction

Overview

Whether for a single operator station, multiple operator stations or complex solutions, whether for small or large plants – SIMATIC SCADA systems will grow with your plant. Since they are scalable over the entire life cycle, existing plants can be expanded at any time.

To enable maximum integration, some SCADA options are also available for all products and in some cases all versions. This creates security of investment.

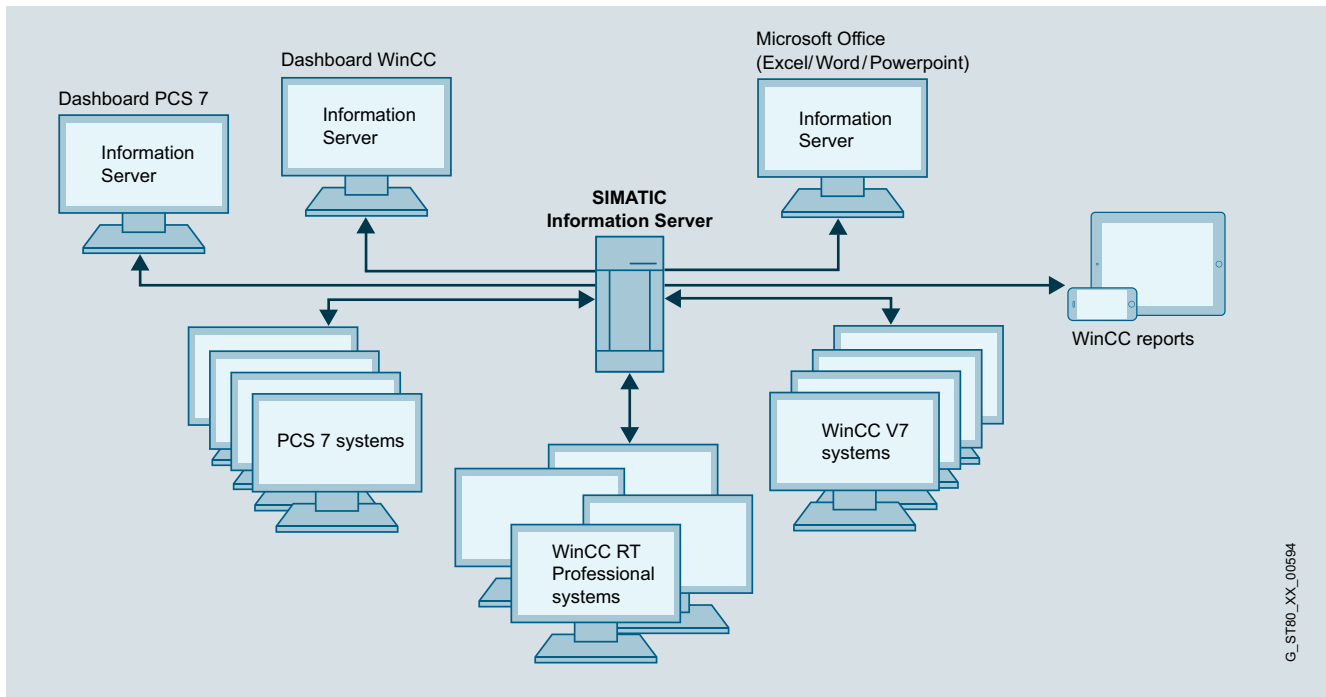
	WinCC RT Professional	WinCC V7	WinCC Open Architecture
SIMATIC Information Server	x (cross-version)	x (cross-version)	x
SIMATIC Process Historian	x (cross-version)	x (cross-version)	-- ¹⁾
WinCC IndustrialDataBridge	x	x	--
WinCC WebUX	x	x	--

¹⁾ Note: SIMATIC Process Historian cannot be used with WinCC OA.

More information

Additional information is available at:

<http://www.siemens.com/scada-options>

Overview


G_STB0_XX_00594

3

Information Server 2014 SP3

Information Server 2014 SP3 is an open, web-based reporting system for interactive areas.

Reports can be used in Internet Explorer, Excel, Word or PowerPoint, as well as for Adobe Reader (PDF). The SIMATIC Information Server has access to archived process values and messages, and can be used either directly in conjunction with WinCC / WinCC/RT Professional / PCS7 OS as well as with Process Historian 2014 SP3.

- Access to archived process values and messages from WinCC V7, WinCC RT Professional and WinCC/PerformanceMonitor according to compatibility specifications
- Process Historian 2014 SP3
- Open reporting system with report templates in RDL or Excel format
- Through add-ins for Microsoft Office environments, direct access to the archived data of the Process Historian or WinCC can be easily established.
- Reports can be integrated directly in Word and Excel, thus greatly simplifying work steps.
- Process values can be displayed in tabular or graphic form depending on various filter functions
- Support of subscriptions for a cyclical or event-driven report generation, including sending of emails
- Web-based parameter assignment of the report templates
- Use of the standard tools MS Excel, MS Word and MS PowerPoint for individual report templates

- Reporting system based on MS Reporting Services for more complex individual report templates
- Can be used for HTML5-enabled tablet PCs larger than 10.5"
- Automatic cyclic and event-based reporting (PDF, Excel, Word, PowerPoint)
- Central storage and automatic transmission of reports created by email
- Data security thanks to access protection, user administration, SSL encryption and SMTP authentication

Licenses

- Basic Packages include the program software as well as three client access licenses and a data source license. This gives access to one data source for up to three clients.
- The number of simultaneous client access operations can be incremented at any time using Information Server client access licenses.
- Additional data sources can be integrated at any time using additive data source licenses.

HMI Software

SCADA software

SCADA options

SIMATIC Information Server

Benefits

- Central, web-based reporting system as an interface for all corporate areas up to the management level.
- Easy handling thanks to the use of standard tools such as MS Word, Excel and PowerPoint
- Provision of freely configurable reports via Web-based dashboards
- Import of data from any number of WinCC, WinCC RT Professional and PCS7 applications
- Transparent access to WinCC tag and alarm archive and to the data of the SIMATIC Process Historian

Highlights

- Set of frequently used report templates for process values, messages and batches
- Open reporting system for creating any number of new report templates
- Storage of configured (parameterized) report templates for faster access
- Export of reports in common document formats
- Support of subscriptions for cyclic report generation including e-mail service
- Creation and storage of application-specific dashboards
- Role management for Windows users; supports workgroups and Active Directory; user rights can be assigned for specific projects
- Generation of reports and inserting as graphics in Microsoft Office Word documents
- Creation of Microsoft Excel, Word and PowerPoint reports for historical process values and messages as well as storage of the Excel report templates on the Information Server
- Support of subscriptions for Excel report templates
- Mobile access to reports via HTML5-enabled browser, also from tablets > 10.5"

Ordering data

Article No.

SIMATIC Information Server 2014 SP3 "Basic Package"

- Information Server
- Information Server - Client access (3)
- Information Server - Data source access (1)

As download

- Information Server
- Information Server - Client access (3)
- Information Server - Data source access (1)

6AV6361-2AA01-4AA0

6AV6361-2AA01-4AH0

SIMATIC Information Server

Client and data source license, version-independent

- 1 Client access
- 3 Client access
- 5 Client access
- 10 Client access
- 1 Data source access
- 3 Data source access

As download

- 1 Client access
- 3 Client access
- 5 Client access
- 10 Client access
- 1 Data source access
- 3 Data source access

6AV6361-2BD00-0AD0
6AV6361-2BE00-0AD0
6AV6361-2BF00-0AD0
6AV6361-2BG00-0AD0
6AV6361-2CD00-0AD0
6AV6361-2CE00-0AD0

6AV6361-2BD00-0AJ0
6AV6361-2BE00-0AJ0
6AV6361-2BF00-0AJ0
6AV6361-2BG00-0AJ0
6AV6361-2CD00-0AJ0
6AV6361-2CE00-0AJ0

Upgrade

Upgrade Information Server 2013 to Information Server 2014 SP3

As download

Upgrade Information Server 2013 to Information Server 2014 SP3

6AV6361-2AA01-4AE0

6AV6361-2AA01-4AK0

More information

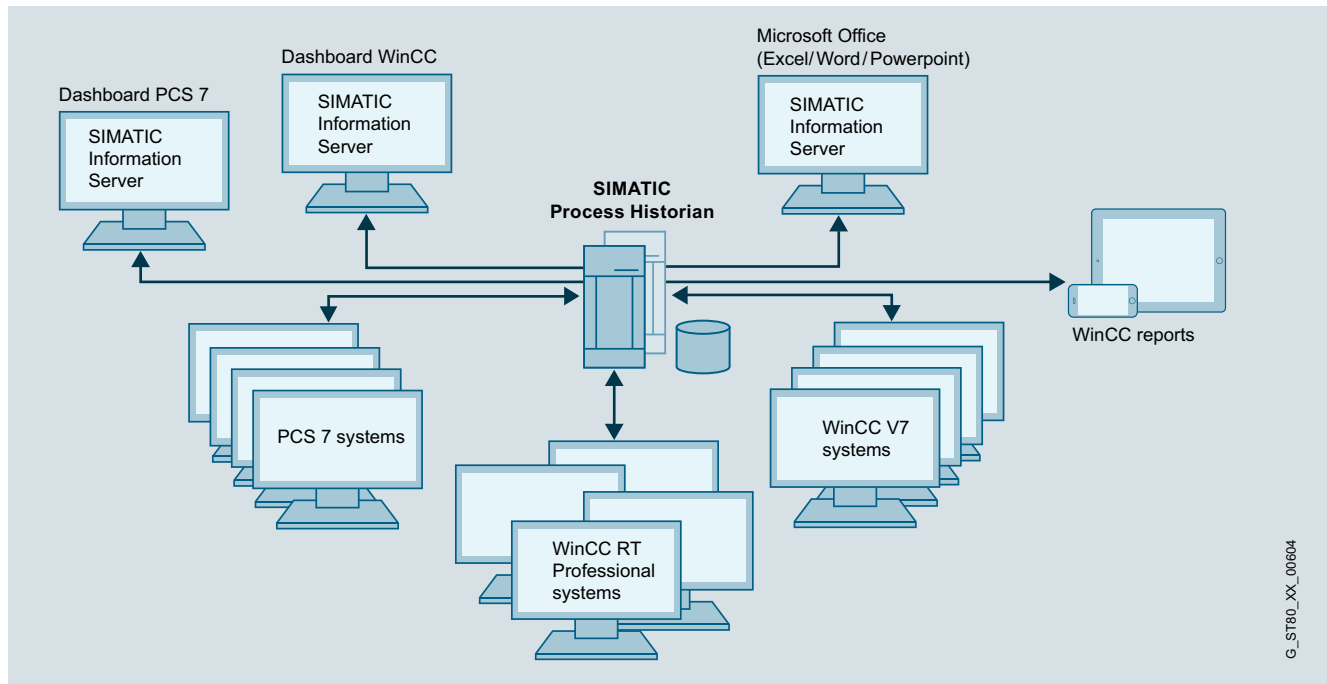
Additional information is available on the Internet at:

<http://www.siemens.com/simatic-information-server>

You can find more information on the Software Update Service, license types, online software delivery and handling your SW licenses with the Automation License Manager:

<http://www.siemens.com/simatic-licenses>

Overview



G_STB0_XX_00604

3

SIMATIC Process Historian

The Process Historian is a high-performance, long-term archiving server solution that stores WinCC process values and messages in a central database. The system offers full scalability for performance and scope: It records and stores data from one or more WinCC, WinCC RT Professional and PCS 7 projects. The number of connected single stations, servers, or redundant server pairs is unrestricted. SIMATIC Process Historian is designed for use throughout your plant, and is positioned below the corporate management level (ERP, MES).

The SIMATIC Information Server is used as a reporting system for the Process Historian. It accesses the central database of the Process Historian and visualizes the data in clear, user-friendly displays on WinCC stations or office PCs. The central Process Historian database provides access to real-time data throughout the plant.

This data is the key to sustainable plant optimization measures. Since the archive system can be fully integrated, no additional engineering is required. SIMATIC Process Historian uses the integrated relational database, SQL Server from Microsoft®. No complex reconfiguration is needed because the archive system is integrated into WinCC. Selected WinCC process values or messages are archived long-term on a time or event-driven basis.

The Process Historian is used for the long-term archiving of process values and messages.

SIMATIC Process Historian 2014 SP3

- Central, plant-wide long-term archive as corporate information hub
- Real-time archiving of process values and messages from WinCC V7, WinCC RT Professional and WinCC/PerformanceMonitor according to compatibility specifications
- High performance with very large data volumes
- Data access via OPC UA server
- Migration support for data migration from WinCC/ Storage plus, CAS Storage plus and WinCC segments.
- High availability thanks to redundancy concept with observer/witness server for increasing data security
- High degree of security due to integrated, complete backup and restore of all segments (disaster recovery)
- Enhanced data security through store and forward mechanism
- Scalable without breaks in production
- Maximum data transparency
- High degree of security thanks to integrated backup system
- Simple and fast management and diagnostics with the Process Historian Management "Dashboard"
- Batch functionality in accordance with PCS 7 specifications

HMI Software

SCADA software
SCADA options

SIMATIC Process Historian

Benefits

- Fully integrated archiving solution for large volumes of data
- Central, plant-wide long-term archive as corporate information hub
- Process data and messages from any number of subordinate WinCC systems can be archived
- Plant expansions can be implemented without interrupting the production process
- High availability in redundant mode
- High degree of security due to integrated backup system
- Database for analyses with the aim of optimizing the plant and thereby raising productivity

Ordering data

Article No.

SIMATIC Process Historian 2014 SP3

- Single License
- Single License (Redundancy Complete)
2 x Process Historian Server
2 x Process Historian Server Redundancy
- Single License Redundancy

6AV6361-1AA01-4AA0
6AV6361-1BA01-4AA0

As download

- Single License
- Single License (Redundancy Complete)
2 x Process Historian Server
2 x Process Historian Server Redundancy
- Single License Redundancy

6AV6361-1AA01-4AH0
6AV6361-1BA01-4AH0

6AV6361-1CA00-0AD0

6AV6361-1CA00-0AJ0

Process Historian OPC UA Server

- Standard scope of supply
- As download

6AV6361-1HA01-4AB0
6AV6361-1HA01-4AJ0

Upgrades

Upgrade of CAS (Central Archive Server)

Upgrade of CAS V7.0 SP3 or Process Historian 2013 to Process Historian 2014 SP3

- Standard scope of supply
- As download

6AV6361-1AA01-4AE0
6AV6361-1AA01-4AK0

CAS V6.x

- Upgrade from CAS V6.2 to V7.0 SP3
- Upgrade from CAS V6.2 ASIA to V7.0 SP3 ASIA

6AV6371-1DQ17-0XX3

6AV6371-1DQ17-0XV3

More information is available at:

<http://www.siemens.com/simatic-process-historian>

Licenses

- The Basic Package includes the runtime software and the single license for one installation.
- The SIMATIC Process Historian supports archiving of any amount of data.
The archive data is licensed at the data source, for example, in WinCC systems (archive tags for WinCC V7 or logging tags of WinCC Logging for WinCC Professional RT).
- The redundancy package is required for the redundant Process Historian; existing Basic Package installations can be converted with the redundancy option.
- The OPC UA interface needs a separate license.

You can find more information on the Software Update Service, license types, online software delivery and handling your SW licenses with the Automation License Manager here:

<http://www.siemens.com/simatic-licenses>

Overview

WinCC IndustrialDataBridge

- The WinCC IndustrialDataBridge option uses standard interfaces in order to connect the automation world with the world of IT and to ensure a two-way information flow.
- Using the SIMATIC WinCC IndustrialDataBridge, communication links between different data sources and data destinations can be created by means of simple configuration/programming.
The IndustrialDataBridge can either be integrated into WinCC or used as a stand-alone application (not in conjunction with WinCC).
- Its use is very flexible, due to the support of different database formats and standard interfaces. On top of this, it offers easy configuration instead of programming, which permits fast and secure deployment.
- Data sources for WinCC IndustrialDataBridge can include WinCC Runtime Professional (V13 SP1 or higher).

Licenses

- WinCC/IDB basic license for 100 tags (connections between data points corresponds to one day)
- Depending on the amount of data, the number of IDB tags can be increased through additive PowerPacks
- The licenses are additive for the number of connections as of version 7.4 (countable).

Benefits

- Connection of the automation level to the IT world
- Integration of systems from different manufacturers via numerous standard interfaces (including OPC, OPC UA, OLE DB, Office formats)
- Cost-effective and secure due to simple configuration by means of standard software without programming
- High-performance data exchange between several systems at the same time

Highlights

- No programming knowledge required
- Efficient due to transmission of individual data or block transfer (">", "<", "inside where...")
- Unicode support
- Support of Asian languages (Simplified Chinese, Japanese)
- Web Navigator; support of the WinCC IndustrialDataBridge controls in WinCC images
- WinCC IndustrialDataBridge runs as a system service, as an application in connection with WinCC Runtime Professional, or as a version-independent, standalone application

Ordering data

SIMATIC WinCC IndustrialDataBridge 7.5 for WinCC

For data exchange with databases and OPC servers; language versions: English, German, Simplified Chinese, Japanese

- Basic package
- With 300 tags (countable)
- With 1 000 tags (countable)
- With 3 000 tags (countable)

As download

- Basic package
- With 300 tags (countable)
- With 1 000 tags (countable)
- With 3 000 tags (countable)

SIMATIC WinCC IndustrialDataBridge 7.4 SP1 for WinCC

For data exchange with databases and OPC servers; language versions: English, German, Simplified Chinese, Japanese

- Basic package
- With 300 tags (countable)
- With 1 000 tags (countable)
- With 3 000 tags (countable)

As download

- Basic package
- With 300 tags (countable)
- With 1 000 tags (countable)
- With 3 000 tags (countable)

SIMATIC WinCC IndustrialDataBridge upgrade

- From V7.4 to V7.5
- From V7.2/7.3 to V7.5
- From V7.x to V7.4 SP1
- From V7.x to V7.3

As download

- From V7.4 to V7.5
- From V7.2/7.3 to V7.5
- From V7.x to V7.4 SP1
- From V7.x to V7.3

Article No.

6AV6362-4AA07-5AA0
6AV6362-4AD00-0BB0
6AV6362-4AF00-0BB0
6AV6362-4AH00-0BB0

6AV6362-4AA07-5AH0
6AV6362-4AD00-0AH0
6AV6362-4AF00-0AH0
6AV6362-4AH00-0AH0

6AV6362-4AA07-4AA0
6AV6362-4AD00-0BB0
6AV6362-4AF00-0BB0
6AV6362-4AH00-0BB0

6AV6362-4AA07-4AH0
6AV6362-4AD00-0AH0
6AV6362-4AF00-0AH0
6AV6362-4AH00-0AH0

6AV6362-4AA07-5AE1
6AV6362-4AA07-5AE0
6AV6362-4AA07-4AE0
6AV6371-1DX07-3XX3

6AV6362-4AA07-5AK1
6AV6362-4AA07-5AK0
6AV6362-4AA07-4AK0
6AV6371-1KX07-3XX3

More information

Additional information is available on the Internet at:

<http://www.siemens.com/idb>

You can find more information on the Software Update Service, license types, online software delivery and handling your SW licenses with the Automation License Manager here:

<http://www.siemens.com/simatic-licenses>

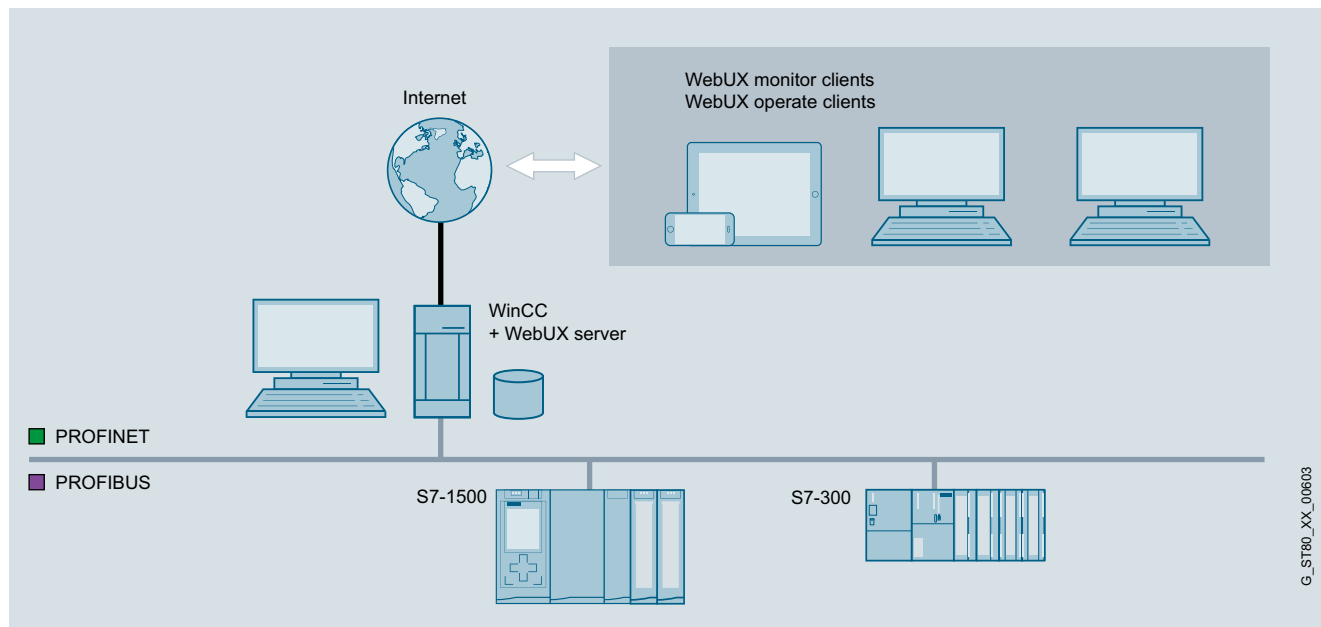
HMI Software

SCADA software

SCADA options

WinCC WebUX

Overview



WinCC WebUX

The WinCC WebUX option permits mobile, platform and browser-independent operator control and monitoring via the Internet or the in-house intranet or LAN.

WinCC WebUX is delivered with the WinCC system. Following installation, the WinCC Runtime system operates as WinCC WebUX server.

The images for the WinCC WebUX are created using the graphic editor. The WinCC picture is stored in the corresponding format in the project through the "web-capable" picture property. Using the service platform IIS (Internet Information Server), the files are made available for the Internet.

No installation on the client is required for using the WebUX. WinCC WebUX can be used independent of the industrial sector, for example in service for the acknowledgment of alarm messages, in quality assurance for monitoring important production data, or in management for obtaining a quick overview of key production figures.

The WebUX server itself does not require a basic license. Clients that are simultaneously logged into the server are licensed. Regarding licensing, it is differentiated between Monitor Clients (read only) and Operate Clients (reading and writing of values). WinCC WebUX can be used immediately due to a free Monitor Client that is included in the WinCC package.

Licenses

- A (server-based) license is required to use the WebUX server. This is a graduated license based on the number of simultaneous web access operations and can be incremented at any time.
- We distinguish between Monitor and Operate Clients for licensing purposes.
- Flexible number of clients thanks to additive (countable) licenses (floating client)
- The WinCC/WebUX and WinCC/WebNavigator licenses can be combined, if necessary.
- The WinCC server version and version of the mobile clients do not have to be the same
- One free Monitor Client in the WinCC system

You can find more information on the Software Update Service, license types, online software delivery and handling your SW licenses with the Automation License Manager here: <http://www.siemens.com/simatic-licenses>

Benefits

WinCC Engineering

- Fast configuration using the graphic editor
- No expensive training in web technologies is required due to the use of WinCC standard tools
- Can be used without complex additional configuration on the client

Maintenance, servicing and IT

- No WinCC-specific installation on the clients required
- No WinCC-specific maintenance at the data terminal equipment required
- The WinCC WebUX server version and version of the mobile clients do not have to be the same
- Standard user authorizations on the client suffice

Line management and plant operator

- Mobile operator control and monitoring using commercially available mobile devices
- Uniform look and feel both on the mobile devices and on the WinCC station
- Secure communication via HTTPS and SSL certificates
- No entry costs, since a Monitor client is included in the WinCC package
- Flexible licensing due to additive Floating Client licenses
- Secured plant data as a basis for decision-making

Highlights

- Can be used on HTML5-capable and SVG-capable data terminal equipment without installation on the client

Ordering data

SIMATIC WinCC WebUX

Monitor clients:

- 1 client (countable)
- 3 clients (countable)
- 10 clients (countable)
- 30 clients (countable)
- 100 clients (countable)

As download

- 1 client (countable)
- 3 clients (countable)
- 10 clients (countable)
- 30 clients (countable)
- 100 clients (countable)

Operate clients

- 1 client (countable)
- 3 clients (countable)
- 10 clients (countable)
- 30 clients (countable)
- 100 clients (countable)

As download

- 1 client (countable)
- 3 clients (countable)
- 10 clients (countable)
- 30 clients (countable)
- 100 clients (countable)

Note:

The licenses are cumulative, i.e. one 10-client license and one 30-client license permit access by 40 clients.

Operate licenses can be used as Monitor licenses as of V14/V7.4.

Licenses from V7.3 can continue to be used in V7.4 without upgrading.

Article No.

6AV6362-2AB00-0BB0
6AV6362-2AD00-0BB0
6AV6362-2AF00-0BB0
6AV6362-2AJ00-0BB0
6AV6362-2AM00-0BB0

6AV6362-2AB00-0AH0
6AV6362-2AD00-0AH0
6AV6362-2AF00-0AH0
6AV6362-2AJ00-0AH0
6AV6362-2AM00-0AH0

6AV6362-2BB00-0BB0
6AV6362-2BD00-0BB0
6AV6362-2BF00-0BB0
6AV6362-2BJ00-0BB0
6AV6362-2BM00-0BB0

6AV6362-2BB00-0AH0
6AV6362-2BD00-0AH0
6AV6362-2BF00-0AH0
6AV6362-2BJ00-0AH0
6AV6362-2BM00-0AH0

More information

Additional information is available on the Internet at:

<http://www.siemens.com/wincc-webux>

You can find more information on the Software Update Service, license types, online software delivery and handling your SW licenses with the Automation License Manager here:

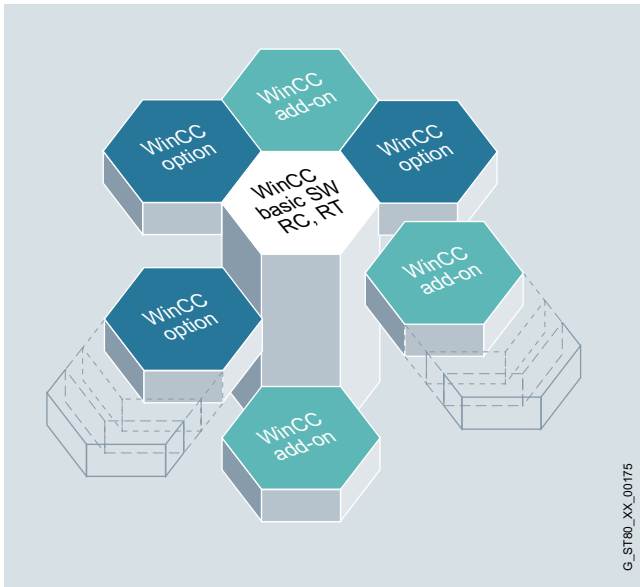
<http://www.siemens.com/simatic-licenses>

HMI Software

WinCC Add-ons and partner management

WinCC Add-ons and partner management

Overview



WinCC Premium Add-on – Solutions for all sectors and technologies

The basic system is designed to be independent of any specific technology or industrial sector, to be modular and flexibly expandable and to permit not only simple single-user applications in machine construction, but also complex multi-user solutions or even distributed systems with several servers and clients in plant engineering.

WinCC Premium Add-ons are supplementary products that have been created by competent partners working in the specific sectors and technologies and represent interesting expansions for WinCC.

WinCC Premium Add-ons are not DF (Siemens) products, but the products of partners who are committed to complying with certain quality features and boundary conditions. The Premium Add-ons are checked, for example, in the Siemens Test Center for their compatibility with the basic WinCC system and supported in the first instance by the central Hotline. As they are important application- and sector-specific add-on products for SIMATIC WinCC, they are marketed jointly by Siemens and the respective add-on suppliers.

The WinCC Premium Add-on products can be found on the Internet (see More information) and in the "Online WinCC Premium Add-on Catalog".

Premium Add-ons for Connectivity:

- **PM OPEN IMPORT system software**
enables the WinCC flexible archives to be automatically read into the WinCC system.
- **PM OPEN EXPORT system software**
offers a flexible, low-cost solution for exporting current process data and archive data from WinCC into freely structurable text files.
- **PM-OPEN MINDCONNECT**
allows transparent access to production reports created by PM-QUALITY and/or PM-ANALYZE via the MindSphere app.
- **TOP Server**
is a proven OPC data integration platform with a large number of OPC device drivers.
- **TOP Server UCON**
enables separate OPC device drivers to be created by Point-Click configuration.

Premium Add-on for process management:

- **PM ANALYZE**
is used for locating sources of error or weak spots in plants by analyzing messages and process values.
- **PM CONTROL system software**
is a cross-industry recipe system for user-friendly creation and management of recipes with integrated order control.
- **PM QUALITY system software**
is a modular and sector-independent archive system for order-related or batch-related acquisition of process and production data.
- **PM MES Interface**
Configurable bi-directional interface between WinCC in combination with PM CONTROL/PM QUALITY and MES systems for cost-effective implementation of vertical integration solutions without programming workload.

Premium Add-on for sector products:

- **ACRON 7 for WinCC**
is used for long-term archiving and logging of process data for small to medium-sized plants, specifically in the water supply and treatment industry.
- **Sm@rtlib function library**
provides function blocks for S7-300/400 as well as faceplates and icons for WinCC and WinCC flexible from the areas of process industry, HVAC, pharmaceuticals and energy.

Overview (continued)

Premium Add-on for configuration tools:

- **DCC TranslationEditor**
for the efficient, secure translation of multilingual visualizations with in-built features for quality assurance.

Premium Add-on for diagnostics and maintenance:

- **ACC Alarm Management System**
enables messages to be passed from the visualization system to mobile radio call receivers, such as cell phones or pagers, etc.
- **PM MAINT system software**
is a sector and technology-neutral maintenance system for use in preventive maintenance.

Competent partners

With SIMATIC WinCC, you not only get excellent products to suit your requirements, but we will also support you with selecting a partner for your automation solution. In our global network of Siemens Automation Solution Providers you will always find competent partners in your neighborhood.

In addition, Siemens-internal WinCC Competence Centers and WinCC Specialists support external system integrators with WinCC customer and industry-specific implementation of efficient solutions.

WinCC Competence Centers

Mannheim: Process management

- Sector-independent solutions and products in the fields of production, environment, maintenance and diagnostics
- Connectivity tools, system integration, connection to SAP R/3
- Support of FDA validation and WinCC ODK

Stuttgart: Production technology

- Solutions for maintenance management
- Alarm management

Plano, Texas (USA)

Migration of FactoryLink to SIMATIC WinCC

- Support for customers with migration projects
- Optimization of automated migration tools
- Support for FactoryLink customers with CSS contracts

More information
WinCC Competence Centers

Additional information is available on the Internet at:
<http://www.siemens.com/process-management>

Siemens Solution Partners Automation

Additional information is available on the Internet at:
<http://www.siemens.com/automation/solutionpartner>

WinCC Specialists

Additional information is available on the Internet at:
<http://www.siemens.com/wincc-specialists>

WinCC Premium Add-ons

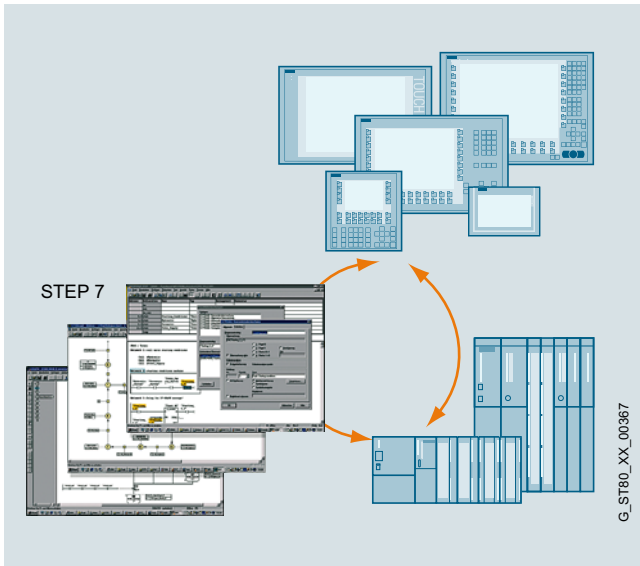
Additional information is available on the Internet at:
<http://www.siemens.com/wincc-addons>

HMI Software

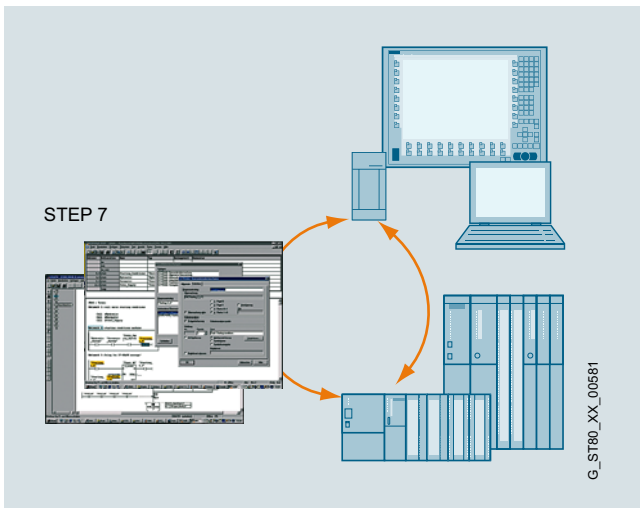
SIMATIC ProAgent process diagnostics software

SIMATIC ProAgent

Overview



Process fault diagnostics with ProAgent for WinCC flexible/ProAgent and with the STEP 7 engineering tools



- Process fault diagnostics software for quick and precise diagnostics of faults/errors in plants and machines for SIMATIC S7 and SIMATIC HMI
- Standardized diagnostics concept for various SIMATIC components: optimum interaction of STEP 7 engineering tools and SIMATIC HMI
- Standardized user interface

Licensing

Runtime software, one license is required for each piece of target hardware.

You can find more information on the Software Update Service, license types, online software delivery and handling your SW licenses with the Automation License Manager here: <http://www.siemens.com/simatic-licenses>

Benefits

- Integral component of Totally Integrated Automation (TIA): increases productivity, minimizes the engineering outlay, reduces the lifecycle costs
- ProAgent:
 - Provides optimum support for plant and machine personnel in respect of troubleshooting and fault rectification
 - Increases plant availability
 - Reduces downtimes
- No further configuration overhead for diagnostics functionality
- Frees up PLC capacity with regard to memory and program execution time
- No special operator know-how is required thanks to clearly comprehensible indication of the cause of error

Application

Increased productivity is being achieved more and more by cutting costs. In this context, the focus is increasingly on maintenance. The emphasis here is on rectifying faults as quickly and efficiently as possible. Ideally, the operating personnel should also perform part of the maintenance tasks. The operating personnel are on-site, they are familiar with the procedures and can intervene quickly. This saves time and reduces costs. It is precisely here that ProAgent can assist operating personnel in identifying faults quickly, in particular in the automotive and machine tool industries.

In the event of a process fault, process fault diagnostics with SIMATIC ProAgent will provide information about the location and cause of that fault and support personnel with troubleshooting.

The ProAgent solution has been optimized specifically for use with SIMATIC S7-300/S7-400 and SIMATIC WinAC. It can be used in combination with the S7-PDIAG, S7-GRAPH and S7-HiGraph¹⁾ STEP 7 engineering tools. The ProAgent option package features standard displays that are updated with process-specific data during runtime.

¹⁾ Process diagnostics with S7-HiGraph in combination with TP/OP/MP 270/277, MP 370/377, and C7636 and PC RT systems.

Function

- Context-sensitive diagnostics initiation due to process error message
- Output of operands with symbols and comment
- Switching is possible between LAD, STL and signal list
- Supporting fault rectification with direct process access when using the motion display
- Output of the faulty operands directly in the message including address, symbol and comment¹⁾
- Consistency test in RT:
Inconsistent diagnostic units are marked with icons. This permits quick locating of faults regarding configured data in the commissioning phase.
- Direct, unit-related entry point in the diagnostic display from user displays by using ProAgent functions
- Unit or message-related entry to STEP 7 (LAD/STL/FBD editor, S7-GRAPH, HW CONFIG (upon system error messages)), supported fully automatically²⁾
- Unit or message-related entry to STEP 7, supported fully automatically³⁾
- Graphic display of step sequences (overview display)⁴⁾

¹⁾ In combination with TP/OP/MP 270/277, MP 370/377, C7 636, WinCC/ProAgent as of V6.0, and WinCC flexible/ProAgent

²⁾ WinCC/ProAgent as of V5.5 and as of WinCC flexible 2007/ProAgent on PC RT

³⁾ Only WinCC/ProAgent as of V5.5

⁴⁾ As of WinCC flexible 2007/ProAgent, WinCC/ProAgent as of V5.6 in combination with S7-GRAPH as of V5.1 (OCX is delivered as of S7-GRAPH 5.1)

Standardized user interface with standard displays

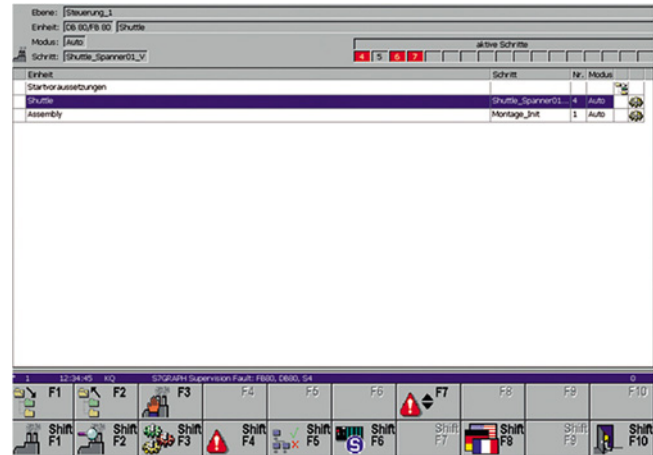
- Message display
- Unit overview
- Diagnostics detail display
- Motion display
- Sequencer operating display

The displayed image contents are related to the previously selected units or messages. This means that the proper context-sensitive diagnostics display can be called up based on a message or a selected technological unit.

Message display

All of the existing process messages are shown in the message display. Context-sensitive branching to other diagnostic displays is also possible with a selected message.

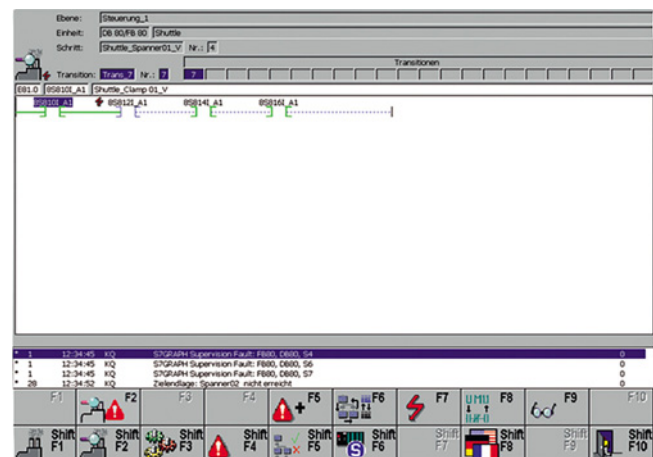
The operating personnel can also take the message directly from the erroneous operands and react immediately without having to perform any other operations on the HMI device. WinCC flexible permits this function on the Windows CE-based devices TP/OP/MP 270/277, MP 370/377, and on PC Runtime systems. The function is available as of version 6.0 for WinCC/ProAgent.



Unit overview

The unit overview displays all technological units and the respective sub-units (system/machine components) in table form. In this display, the user is able to recognize, for example, which operating mode or which status the respective unit is in. The operating mode can be changed by the user if required.

Faulty units are marked with attributes.



HMI Software

SIMATIC ProAgent process diagnostics software

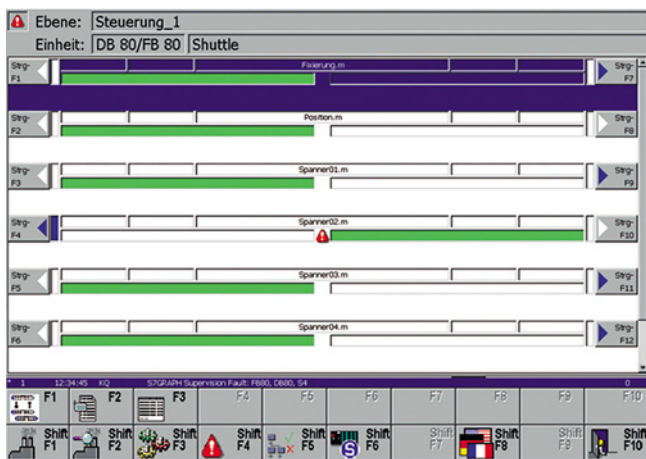
SIMATIC ProAgent

Function (continued)

Diagnostics detail display

The diagnostics detail display shows the faulty operands at the time of origination of a process error. As an option, current status information can also be displayed. The diagnostics results are either displayed in a ladder diagram (LAD), statement list (STL), or in a clearly arranged signal list overview.

The output of the operands depends on the display format with symbols and comments from the S7 symbol table. Only the operands that cause the fault are displayed and marked with a highlighted attribute. Switching to a display that calls up the current status of all operands in the controller is also possible.

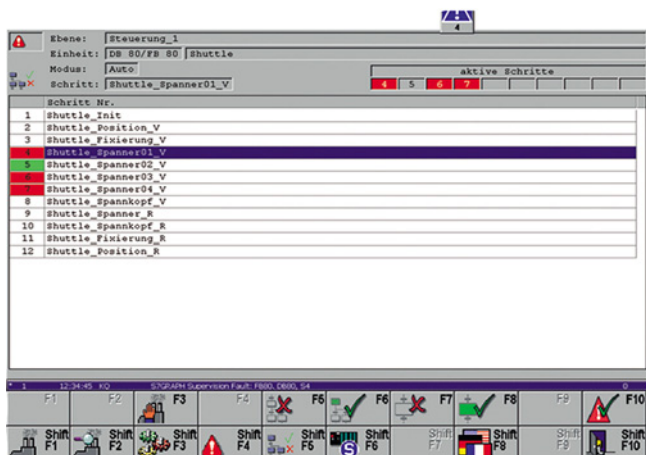


Motion display

The motion display is used for supported fault rectification. Every motion line contains a comment line that describes the motion (e.g. x-axis), two actions for implementing the motion, response concerning the actuation of a motion and information on the respectively achieved end positions (max. 16).

The motion itself is controlled with softkeys on the side of SIMATIC Panels and Multi Panels.

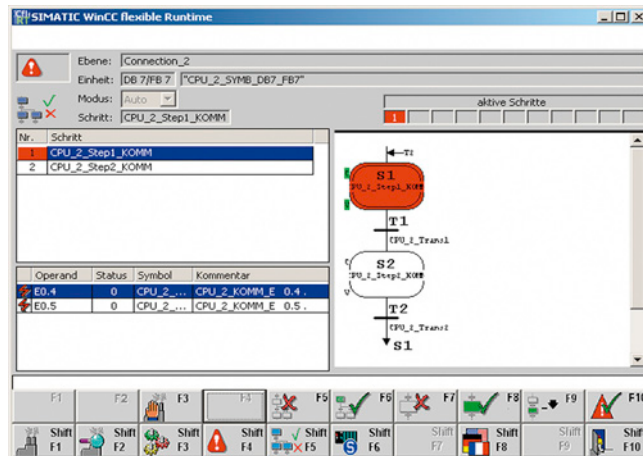
For time-critical motions, the actuation can be done directly through inputs of the controller (depending on the capabilities of the target hardware: 24 V direct keys, DP direct keys via PROFIBUS).



Sequencer operating display

The sequencer operating display supports sequencer control. This makes functions such as initializing and acknowledging sequencers, activating/deactivating individual steps and operating mode settings possible analog to the status/control in S7-GRAPH.

The steps are output to a list with step number/name. Attributes for identifying an active/faulty step give the operating personnel an overview of the current status of the step sequence.



Sequencer diagnostic display

WinCC flexible/ProAgent and WinCC/ProAgent¹⁾ also offer capabilities for graphic monitoring and sequencer diagnostics.

This gives the user the ability to monitor active/faulty steps as well as the fault cause, e.g. faulty transition conditions, simultaneously on the HMI device.

¹⁾ WinCC/ProAgent as of V5.6 in combination with S7-GRAPH as of V5.1 (OCX is delivered as of S7-GRAPH 5.1)

Ordering data	Article No.
<p>SIMATIC WinCC/ProAgent Software option package for process diagnosis based on S7 GRAPH V5 and higher and S7 PDIAG V5 and higher; functional enhancement for SIMATIC WinCC; electronic documentation in English, French and German; functions and standard screens for use on a PC (resolution 1024 x 768 pixels) and Panel PC 577/677/877 15" (resolution 1024 x 768 pixels) in English, French and German, runtime license (single license) WinCC version:</p> <ul style="list-style-type: none"> • V7.5¹⁾ • V7.4¹⁾ <p>As download</p> <ul style="list-style-type: none"> • V7.5¹⁾ • V7.4¹⁾ 	<p>6AV6371-1DG07-5AX0 6AV6371-1DG07-4AX0</p> <p>6AV6371-1HG07-5AX0 6AV6371-1HG07-4AX0</p>
<p>Upgrade</p> <ul style="list-style-type: none"> • V7.4 to V7.5¹⁾ • V7.2/3 to V7.5¹⁾ • V7.x to V7.4¹⁾ <p>As download</p> <ul style="list-style-type: none"> • V7.4 to V7.5¹⁾ • V7.2/3 to V7.5¹⁾ • V7.x to V7.4¹⁾ 	<p>6AV6371-1DG07-5AX4 6AV6371-1DG07-5AX3 6AV6371-1DG07-4AX3</p> <p>6AV6371-1KG07-5AX4 6AV6371-1KG07-5AX3 6AV6371-1KG07-4AX3</p>
<p>SIMATIC WinCC flexible/ProAgent Software option package for process diagnostics based on S7 PDIAG V5.1 and higher, S7 GRAPH V5.2 + SP3 and higher; S7 HiGRAPH V5.3 and higher. Functional enhancement for SIMATIC WinCC flexible; electronic documentation in English, French, German, Italian, and Spanish</p> <ul style="list-style-type: none"> • WinCC flexible/ProAgent for SIMATIC Panels Runtime license (single license) executable on TP/OP/MP 270/277, Mobile Panel 277, and MP 370/377 • WinCC flexible /ProAgent for WinCC flexible Runtime Runtime license (single license) 	<p>6AV6618-7DB01-3AB0</p> <p>6AV6618-7DD01-3AB0</p>

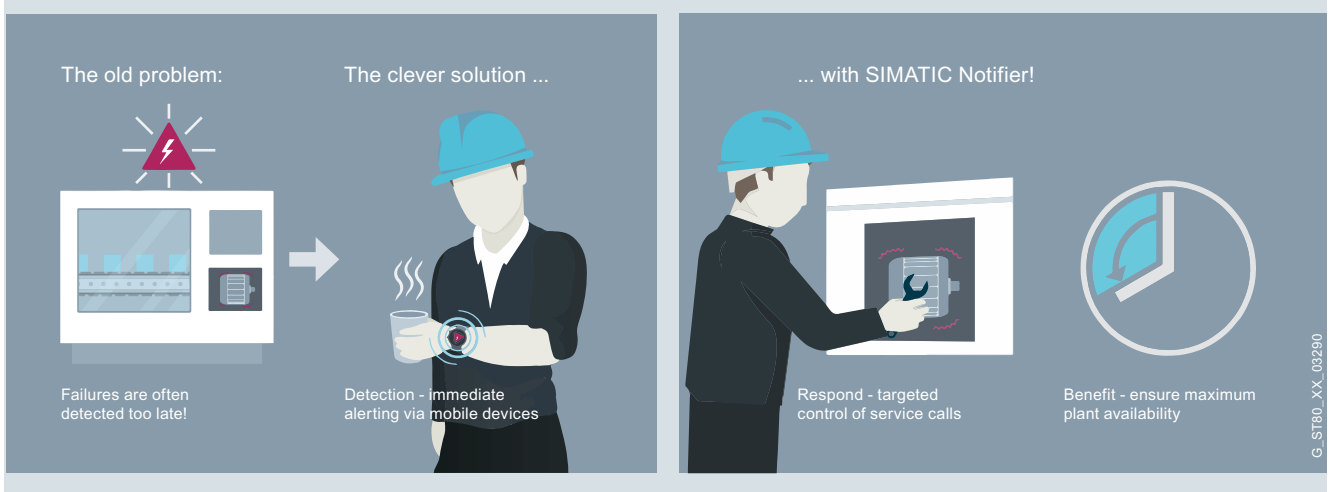
¹⁾ Not multi-station-capable

HMI Software

Notification software for mobile devices

SIMATIC Notifier

Overview



SIMATIC Notifier

SIMATIC Notifier: Detect. React. Benefit.

SIMATIC Notifier is used to provide targeted notifications to employees on their smart devices. The web-based configuration is performed on the Notifier Server in advance for groups or each individual device.

The SIMATIC Notifier Client app receives the notifications. S7, S7 Classic or OPC UA communication is required for integration into a system/machine.

Licenses:

- SIMATIC Notifier Server
- SIMATIC Notifier Client License (unlimited expansion options, depending on the number of linked smart devices)

Benefits

- Detection and localization of plant or machine faults
- Direct notification on smartwatches, smartphones and tablets
- Increased productivity by avoiding downtimes
- Increased freedom of movement and ability to reach employees via wireless LAN communication

Application

- Plants and machines with operator intervention
- Long production lines, individual machines or total systems
- Simple retrofit/integration
- Fast and user-friendly configuration
- Licensing based on number of connected smart devices (smartwatch, smartphone or tablet)

Function

- Notifications on smart devices
- User and role management
- Different notification categories: Alert, warning and information
- Customizable notification texts and triggering conditions
- "Take over" feature for team applications

Technical specifications

	SIMATIC Notifier
Machine integration	S7 Classic, S7+, OPC UA
Max. number of controllers/machines	30x S7 or 30x OPC UA or 30x mixed configurations ¹⁾
Max. number of variables per second per machine	50 ¹⁾
Max. number of variables per second per Notifier Server	1500 ¹⁾
Max. number of connected smart devices per Notifier Server	50 ¹⁾
Minimum requirements for smartwatch OS	Android Wear 2
Minimum requirements for a Windows PC	Windows 7 or 10 (64-bit), 4 GB RAM; Internet Explorer or Google Chrome
Availability	In countries as per OSD country list (Online Software Delivery)

¹⁾ Depending on the performance of the Windows PC used

Ordering data

Article No.

SIMATIC Notifier Server 1.0 for Win7 or Win10 (64-bit)

SIMATIC Notifier Server license key, download + SIMATIC Notifier Server software, download. Including a SIMATIC Notifier Client license. Email address required for delivery.

6AV2170-0AA10-0AA0

SIMATIC Notifier Client license

Freely expandable Client license, download. Email address required for delivery.

6AV2170-0AA20-0AA0

More information

Additional information is available on the Internet at:

<http://www.siemens.com/simatic-notifier>

HMI Software

SIMATIC WinCC flexible

Introduction

Overview

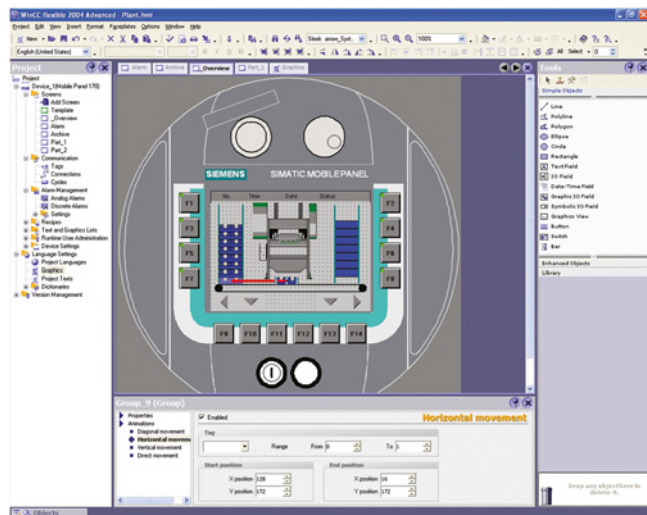
SIMATIC WinCC flexible ES engineering software

- Family of configuration systems with WinCC flexible/Compact/Standard/Advanced for SIMATIC operator panels, the HMI part of SIMATIC C7 as well as for the WinCC flexible Runtime PC-based visualization software
- Runs on Windows 7 Professional, Ultimate, Enterprise / Windows 10 Professional, Enterprise
- Can be expanded by the option "WinCC flexible/ChangeControl" for version management and change logging

SIMATIC WinCC flexible Runtime visualization software

- Modular PC-based HMI solution for single-user systems directly at the machine (further development of ProTool/Pro RT)
- Runs on Windows 7 Professional, Ultimate, Enterprise / Windows 10 Professional, Enterprise
- Basic package for visualization, reporting and logging; can be expanded by implementing option packages
- Flexible expansion possible with VB scripts and customized ActiveX controls created with OPP (Open Platform Program)
- Can be integrated into automation solutions based on TCP/IP networks
- Expanded service concepts with remote operation, diagnostics and administration over the intranet and Internet in combination with email communication

Overview



- Uniform family of engineering tools for configuring SIMATIC HMI operator panels, the operator controls of SIMATIC C7 units, SINUMERIK Panel PCs as well as the PC-based visualization software WinCC flexible Runtime.
- Runs on Windows 7 Professional, Ultimate, Enterprise / Windows 10 Professional, Enterprise
- Current version:
 - SIMATIC WinCC flexible 2008 SP5 Micro
 - SIMATIC WinCC flexible 2008 SP5 Compact
 - SIMATIC WinCC flexible 2008 SP5 Standard
 - SIMATIC WinCC flexible 2008 SP5 Advanced

Application

SIMATIC WinCC flexible Compact/Standard/Advanced are engineering tools for configuring SIMATIC HMI operator panels, the operator controls of SIMATIC C7 units, SINUMERIK Panel PCs as well as the PC-based WinCC flexible Runtime visualization system.

Depending on the selected product, various target systems can be configured:

WinCC flexible Compact

In addition to the target systems that are configured using WinCC flexible Micro:

- Basic Panels: KTP400 Basic, KTP600 Basic, KTP1000 Basic, TP1500 Basic
- Mobile Panels: Mobile Panel 170, Mobile Panel 177
- 70 series Panels: OP 73, OP 77A, OP 77B
- 170 series Panels: TP 170A, TP 177A, TP 170B, TP 177B, OP 170B, OP 177B
- 170 series Multi Panels: MP 177
- C7 devices: C7-635 (Touch/Key)

WinCC flexible Standard

In addition to the target systems that are configured using WinCC flexible Compact:

- Mobile Panels: Mobile Panel 277
- 270 series Panels: TP 270, TP 277, OP 270, OP 277
- 270 series Multi Panels: MP 270B, MP 277
- 370 series Multi Panels: MP 370, MP 377
- C7 devices: C7-636 (Touch/Key)

WinCC flexible Advanced

In addition to the target systems that are configured using WinCC flexible Standard:

- Standard PC
- SIMATIC Panel PC: IPC227E, IPC227D, IPC427E, IPC427D, IPC627D, IPC827D
- SIMATIC Box PC: IPC227E, IPC227D, IPC427E, IPC427D, IPC627D, IPC827D
- SIMATIC Rack PC: IPC347E, IPC547G, IPC647D, IPC847D
- SINUMERIK Panel PC: HT8, OP08T, OP010, OP012, TP012, OP015, TP015, OP015A

For configuring panels released after the start of delivery of WinCC flexible 2008, an HSP (Hardware Support Package) is required that can be downloaded free of charge via the following link:

<http://www.siemens.com/wincc-flexible-hsp>

Technical specifications

System requirements (minimum requirements)	WinCC flexible Engineering Software
Operating system	<ul style="list-style-type: none"> • Windows 7 Professional SP1, Ultimate/Enterprise SP1 (32-bit and 64-bit) • Windows 10 Professional, Enterprise, LTSB Enterprise (64-bit)
Processor	Pentium 4 (or comparable) processor running at 1.6 GHz or faster
Resolution	1024 x 768 or higher
Main memory (RAM)	≥ 1 GB, ≥ 512 MB for WinCC flexible Micro
Hard disk (free memory space) ¹⁾	≥ 2 GB ²⁾ ≥ 1.2 GB for WinCC flexible Micro ³⁾
DVD drive	for software installation

¹⁾ In addition to WinCC flexible, Windows also requires free hard drive space; e.g. space should be reserved for the swap file. The following formula has proven itself in the past: The size of the swap file = 3 x the size of available RAM. For further information, refer to your Windows documentation

²⁾ When installing one language. An additional 200 MB are required for each further language. In the case of different partitions for system and configuration: System partition approx. 700 MB, project partition approx. 1.3 GB.

³⁾ When installing one language. An additional 80 MB are required for each further language. In the case of different partitions for system and configuration: System partition approx. 600 MB, project partition approx. 600 MB.

HMI Software

SIMATIC WinCC flexible

SIMATIC WinCC flexible ES

Ordering data

WinCC flexible 2008 Compact incl. SP5

- Software and documentation on DVD, floating license, license key on USB flash drive
- As download ³⁾, software and license key download, floating license, email address required for delivery

6AV6611-0AA51-3CA5

6AV6611-0AA51-3CH5

WinCC flexible 2008 Standard incl. SP5

- Software and documentation on DVD, floating license, license key on USB flash drive
- As download ³⁾, software and license key download, floating license, email address required for delivery

6AV6612-0AA51-3CA5

6AV6612-0AA51-3CH5

WinCC flexible 2008 Advanced incl. SP5

- Software and documentation on DVD, floating license, license key on USB flash drive
- As download ³⁾, software and license key download, floating license, email address required for delivery

6AV6613-0AA51-3CA5

6AV6613-0AA51-3CH5

WinCC flexible /ChangeControl for WinCC flexible 2008 Compact/Standard/Advanced ^{1) 2)}

- Software and documentation on DVD, floating license, license key on USB flash drive
- as download ³⁾, software and license key download, floating license, email address required for delivery

6AV6613-6AA01-3AB5

6AV6613-6AA01-3AH5

Powerpacks

SIMATIC WinCC flexible Power Packs

Floating license, license key only on USB flash drive

- WinCC flexible 2008 Standard to 2008 Advanced
- WinCC flexible 2008 Compact to 2008 Advanced
- WinCC flexible 2008 Compact to 2008 Standard as download ³⁾, floating license, license key download only, email address required for delivery
- WinCC flexible 2008 Standard to 2008 Advanced
- WinCC flexible 2008 Compact to 2008 Advanced
- WinCC flexible 2008 Compact to 2008 Standard

6AV6613-2CD01-3AD5

6AV6613-2BD01-3AD5

6AV6612-2BC01-3AD5

6AV6613-2CD01-3AJ5

6AV6613-2BD01-3AJ5

6AV6612-2BC01-3AJ5

Article No.

Updates

WinCC flexible 2008 Compact/Standard/Advanced Update 2008, 2008 SP1, SP2, SP3 -> SP5

6AV6613-0AA51-3CU8

Upgrades

SIMATIC WinCC flexible 2004/2005/2007 to SIMATIC WinCC flexible 2008 incl. SP5

- Upgrade to WinCC flexible 2008 Compact, incl. ChangeControl option ¹⁾
- Upgrade to WinCC flexible 2008 Standard, incl. ChangeControl option ¹⁾
- Upgrade to WinCC flexible 2008 Advanced, incl. ChangeControl option ¹⁾

6AV6611-0AA51-3CE5

6AV6612-0AA51-3CE5

6AV6613-0AA51-3CE5

as download ³⁾,

Email address required for delivery

- Upgrade to WinCC flexible 2008 Compact, incl. ChangeControl option ¹⁾
- Upgrade to WinCC flexible 2008 Standard, incl. ChangeControl option ¹⁾
- Upgrade to WinCC flexible 2008 Advanced, incl. ChangeControl option ¹⁾

6AV6611-0AA51-3CK5

6AV6612-0AA51-3CK5

6AV6613-0AA51-3CK5

¹⁾ A separate license for WinCC flexible /ChangeControl must be purchased for each engineering station

²⁾ The ChangeControl option has not been released for integrated operation with STEP 7

³⁾ Current information and availability regarding the new type of delivery can be found at: <http://www.siemens.com/tia-online-software-delivery>

Additional information is available on the Internet at:

<http://www.siemens.com/wincc-flexible>

Note:

Do you require a specific modification or extension to the products described here? You will find information about the Open Platform Program for the creation of user-specific functions and controls for WinCC flexible under "Customized Products".

Overview

PC-based visualization software for single-user systems directly at the machine.

- Runs on Windows 7 Professional, Ultimate, Enterprise and Windows 10 Professional, Enterprise
- Current version: SIMATIC WinCC flexible 2008 SP5 Runtime

SIMATIC WinCC flexible Runtime is configured with the SIMATIC WinCC flexible Advanced configuration software.

Application

SIMATIC WinCC flexible Runtime is the high-performance visualization software for simple visualization tasks at machine level. It can be used as a single-user solution for all automation applications in factory automation, process automation and building services automation.

SIMATIC WinCC flexible Runtime can be used in combination with the following operator panels:

- SIMATIC Panel PCs
 - PC IL 70/77
 - Microbox 420
 - Panel PCs 477/477B/477C
 - Panel PCs 577/577B/577C
 - Panel PCs 670/677/677B/677C
 - Panel PCs 870/877
- SINUMERIK Panel PCs
 - HT8; OP08T
 - OP010, OP012, OP015
 - TP012, TP015, OP015A
- Standard PCs with resolutions (W x H in pixels) of:
 - 4:3 format: 640 x 480, 800 x 600, 1 024 x 768, 1 280 x 1 024, 1 600 x 1 200
 - Widescreen format: 800 x 480, 1 280 x 800, 1 366 x 768, 1 440 x 900, 1 680 x 1 050, 1 920 x 1 080, 1 920 x 1 200, 1 980 x 1 080

Design

SIMATIC WinCC flexible Runtime is available as a software package with 128, 512, 2048 or 4096 PowerTags. The term PowerTags is used exclusively to identify process variables and range pointers that have a process link to the controller. Variables without process link, constant limit values of variables, and messages (up to 4000 bit-triggered messages) are also available for additional system performance.

The range of functions of WinCC flexible Runtime includes the centralized HMI components for visualizing and reporting, and it can be expanded to suit requirements and costs by using optional packages.

SIMATIC WinCC flexible Runtime is configured with the SIMATIC WinCC flexible Advanced configuration software.

Function

System requirements	WinCC flexible Runtime
Operating system	<ul style="list-style-type: none"> • Windows 7 Professional / Ultimate / Enterprise (32-bit and 64-bit) • Windows 7 Embedded Standard, Standard with SP1 (32-bit) ¹⁾ • Windows 10 Professional, Enterprise, LTSB Enterprise • Windows 10 IoT LTSB Enterprise ¹⁾
Processor ⁴⁾	<ul style="list-style-type: none"> • Minimum: Windows 7: 1 GHz • Recommended: Windows 7: ≥ 1 GHz
Graphics	<ul style="list-style-type: none"> • Minimum: SVGA • Resolution: 640 x 480 to 1600 x 1200 or 800 x 480 to 1980 x 1080
RAM ²⁾	<ul style="list-style-type: none"> • Minimum: Windows 7: 1 GB • Recommended: Windows 7: ≥ 1 GB
Hard disk (free memory space) ³⁾	≥ 250 MB

¹⁾ Only on approved systems such as SIMATIC IPCs. For more detailed information, please contact your Siemens contact person

²⁾ RAM requirements are determined primarily by the size of the graphics used.

³⁾ Without taking archives into account. In addition to the space needed by WinCC flexible, Windows also requires space on the hard disk; e.g. for the swap file. The following formula has proven itself in the past: The size of the swap file = 3 x the size of the RAM. For further information, refer to your Windows documentation

⁴⁾ More powerful systems (Pentium 4 and higher) may be required in order to use options

HMI Software

SIMATIC WinCC flexible

SIMATIC WinCC flexible RT

Integration

SIMATIC WinCC flexible Runtime supports linking to:

Protocol	PC interfaces
SIMATIC S5 via AS511 (TTY)	
S5-90U	COM1/COM2 ¹³⁾
S5-90U	
S5-100U (CPU 100, 102, 103)	
S5-115U (CPU 941, 942, 943, 944, 945)	
S5-135U (CPU 928A, 928B)	
S5-155U (CPU 946/947, 948)	
SIMATIC S5 via PROFIBUS DP ¹⁾	
S5-95U/L2-DP master	CP 5512 ²⁾
S5-115U (CPU 941, 942, 943, 944, 945)	
S5-135U (CPU 928A, 928B)	
S5-155U (CPU 946/947, 948)	
SIMATIC S7 via PPI	
S7-200	CP 5612 CP 5621 ¹⁾ CP 5622 CP 5613 A3 CP 5614 A3 CP 5623 CP 5624 CP 5711 PC/PPI adapter ³⁾
SIMATIC S7 via MPI	
S7-200 (except CPU 212) ⁴⁾	CP 5612 CP 5621 ¹⁾
S7-300	CP 5622 CP 5613 A3
S7-400	CP 5614 A3 CP 5623 CP 5624 CP 5711 PC adapter USB A2 ⁶⁾ Teleservice V6.1
WinAC Basis (V3.0 and higher)	
WinAC RTX	
SIMATIC S7 via PROFIBUS DP ⁵⁾	
S7-215 ⁴⁾	CP 5612 CP 5621 ¹⁾
S7-300 CPUs with integral PROFIBUS-SS	CP 5622 CP 5613 A3
S7-300 with CP 342-5	CP 5614 A3 CP 5623
S7-400 CPUs with integral PROFIBUS-SS	CP 5624 CP 5711
S7-400 with CP 443-5 or IM 467	
WinAC Basis (V3.0 and higher)	
WinAC RTX	
SIMATIC S7 via Ethernet (TCP/IP)	
S7-200 with CP 243-1	CP 1612 A2 ⁷⁾ CP 1613 A2
S7-300 CPUs with integral Ethernet interface	
S7-300 with CP 343-1	
S7-400 CPUs with integral Ethernet interface	
S7-400 with CP 443-1	
WinAC Basis (V3.0 and higher)	
WinAC RTX	

SIMATIC S7 via integrated interface

WinAC Basis (V2.0 and higher)	Internal system interface
-------------------------------	---------------------------

WinAC RTX	
-----------	--

SIMATIC 505 N1P

SIMATIC 500/505 RS 232/RS 422	COM1/COM2
-------------------------------	-----------

SIMATIC 505 via PROFIBUS DP

SIMATIC 545/555 with CP 5434	CP 5612 ²⁾ CP 5622 ²⁾
------------------------------	--

SIMOTION ⁸⁾

SINUMERIK ⁹⁾

Third-party controllers

Allen Bradley (DF1/DH485)	COM1/COM2
Allen Bradley (Ethernet)	CP 1612 A2 ⁷⁾
GE Fanuc (SNP/SNPX)	COM1/COM2
LG GLOFA GM	COM1/COM2
Mitsubishi (FX/MP4)	COM1/COM2
Modicon (Modbus)	COM1/COM2
Modicon (Modbus TCP/IP)	CP 1612 A2 ⁷⁾
OMRON (Link/Multilink)	COM1/COM2

OPC ^{10) 12)}

Data Access V2.05a (client + server)	CP 1612 A2 ⁷⁾
--------------------------------------	--------------------------

Data Access XML V1.00 (client)	
--------------------------------	--

HTTP communication for data exchange between SIMATIC HMI (client + server) ^{11) 12)}	CP 1612 A2 ⁷⁾
--	--------------------------

- ¹⁾ WinCC flexible Runtime is passive (DP slave); the function block required for the link is included in the scope of supply of WinCC flexible
- ²⁾ For Microbox 427 and Panel PC 477/577/677 via internal MPI/DP interface
- ³⁾ Only point-to-point to S7-200; no configuration download, operating systems: Windows XP; article number: 6ES7901-3CB30-0AX0
- ⁴⁾ Constraint with regard to baud rate for S7-200; see Catalog ST 70
- ⁵⁾ WinCC flexible RT is active; communication with S7 functions
- ⁶⁾ Only point-to-point to S7-300/-400; no configuration download, operating systems: Windows XP or higher; article number: 6GK1571-0BA00-0AA0 (USB)
- ⁷⁾ For Microbox 427 and Panel PC 477/577/677/877 via internal Ethernet interface
- ⁸⁾ For further information, see Catalog PM 21
- ⁹⁾ "SINUMERIK HMI copy license OA" option required; for further information, see Catalog NC 60
- ¹⁰⁾ OPC client is included in scope of supply, the "WinCC flexible/OPC Server for WinCC flexible Runtime" license is required for the OPC Server option
- ¹¹⁾ "WinCC flexible/Sm@rtAccess for WinCC flexible Runtime" license required
- ¹²⁾ OPC and HTTP communication are additive, i.e. can be used in conjunction with the PLC links listed above
- ¹³⁾ Via PC cable with integrated level converter RS 232/TTY; article number: 6ES5734-1BD20

For information about SIMATIC Panels that support OPC/http communication, see the overview under "System interfaces".

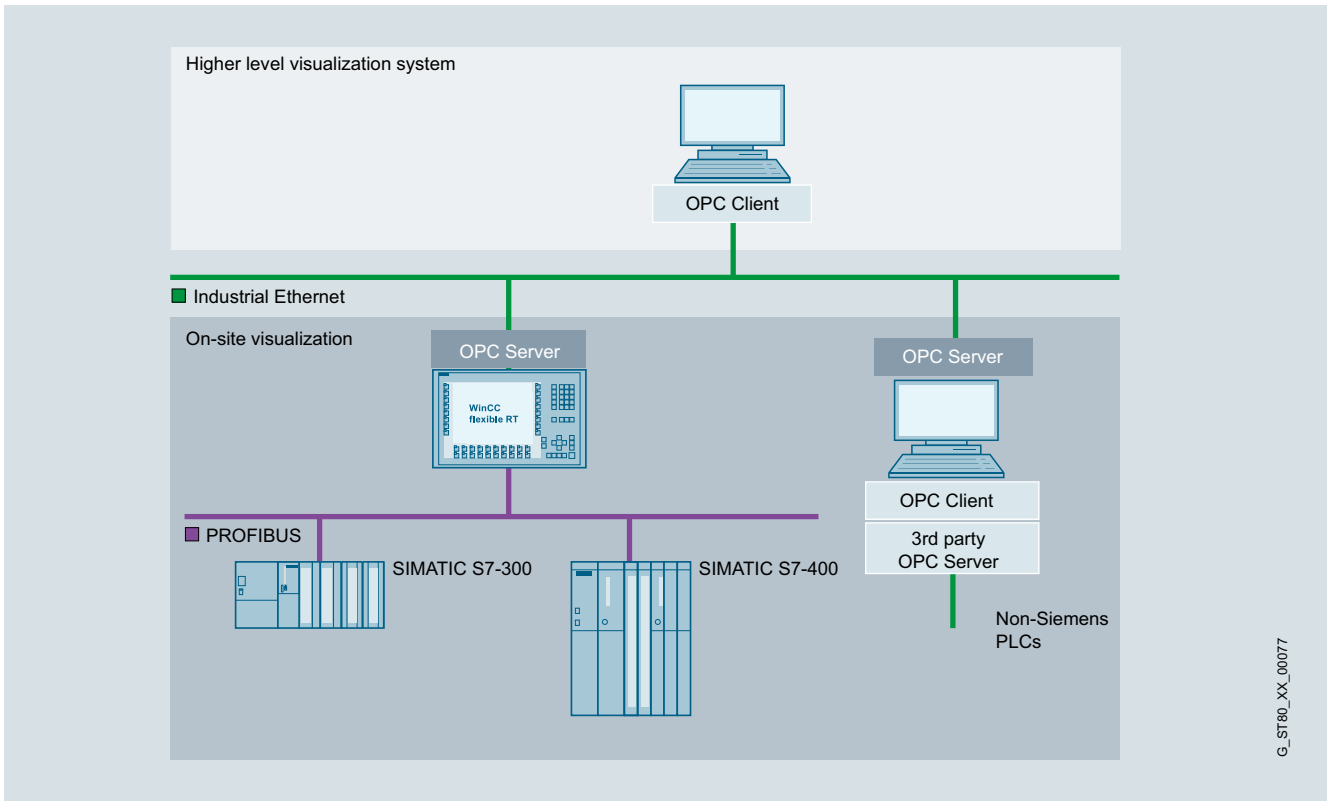
Integration (continued)

Application note

In parallel with each and every PLC link, WinCC flexible Runtime supports the use of the OPC Client channel; this enables, for example, connection to an SNMP OPC Server for the purpose of visualizing the data stored there.

The SNMP OPC Server provides a means of monitoring network components of any type (e.g. switches) which support the SNMP protocol. For further information, see Catalog IK PI.

Note:
For further information, see "Operator Control and Monitoring Devices/ System interfaces"



SIMATIC WinCC flexible Runtime application example

3

HMI Software

SIMATIC WinCC flexible

SIMATIC WinCC flexible RT

Technical specifications

Type	SIMATIC WinCC flexible Runtime
	The specifications are maximum values
Displays	500
• Fields per screen	400
• Variables per screen	400
• Static text	30,000
• Graphics objects	2,000
• Complex objects per display (e.g. bars)	40
• Trends	800
• Graphics lists ¹⁾	500
• Text lists ¹⁾	500
• Number of entries in symbol tables	3,500
Variables	4,096 ³⁾
Messages bit-triggered / analog	4,000 / 500
• Message text (number of characters)	80
• Number of process values per message	8
• Size of message buffer	1,024
• Pending message events	500
Archives ⁴⁾	100
• Archivable data	Process data, messages
• Max. number of entries per archive (incl. all archive segments)	500,000
• Archive types	Short-term archive, sequence archive (max. 400 per archive)
• Data storage format	CSV (Comma Separated Variable), RDB (Runtime Data Base), interface to MS SQL database
Recipes ⁴⁾	1,000
• Elements per recipe	2,000 ³⁾
• Data records per recipe	5,000 ²⁾
Password protection	
• User rights	32
• Number of user groups	50
Visual Basic scripts	200
Online languages, max.	16
Communication	
SIMATIC S7 MPI interface/ PROFIBUS DP interface	
• Number of connectable stations, max.	Depending on the scope of the configuration (communication) from the point of view of WinCC flexible Runtime, as many as 8 connections are possible
SIMATIC S7 PPI interface	
• Number of connectable stations, max.	1 from viewpoint of WinCC flexible Runtime
SIMATIC S5 PROFIBUS DP interface	
• Number of connectable stations, max.	1 from viewpoint of WinCC flexible Runtime
Multi-protocol operation	Yes, OPC Client or SIMATIC HMI HTTP protocol are additive, i.e. can be used in conjunction with other PLC links

¹⁾ Together only 500 text and graphics lists

²⁾ Dependent on memory medium used

³⁾ Dependent on number of licensed PowerTags

⁴⁾ Option for SIMATIC WinCC flexible Runtime. For further information, refer to "WinCC flexible options".

Ordering data

Article No.

SIMATIC WinCC flexible 2008 Runtime

for PC systems; software and documentation on DVD, including software of the options for PC systems ¹⁾;

Single license, license key on USB flash drive for:

- 128 PowerTags (RT 128)
- 512 PowerTags (RT 512)
- 2 048 PowerTags (RT 2 048)
- 4 096 PowerTags (RT 4 096)

as download ²⁾

Single license, software and license key download, email address required for delivery.

- 128 PowerTags
- 512 PowerTags
- 2 048 PowerTags
- 4 096 PowerTags

6AV6613-1BA51-3CA0
6AV6613-1DA51-3CA0
6AV6613-1FA51-3CA0
6AV6613-1GA51-3CA0

6AV6613-1BA51-3CH0
6AV6613-1DA51-3CH0
6AV6613-1FA51-3CH0
6AV6613-1GA51-3CH0

Powerpacks

SIMATIC WinCC flexible 2008 Runtime

Single license, license key only on USB flash drive for PowerTags from

- 128 to 512 PowerTags
- 128 to 2 048 PowerTags
- 128 to 4 096 PowerTags
- 512 to 2 048 PowerTags
- 512 to 4 096 PowerTags
- 2 048 to 4 096 PowerTags

6AV6613-4BD01-3AD0
6AV6613-4BF01-3AD0
6AV6613-4BG01-3AD0
6AV6613-4DF01-3AD0
6AV6613-4DG01-3AD0
6AV6613-4FG01-3AD0

as download ²⁾

Single license, license key download only, email address required for delivery.

- 128 to 512 PowerTags
- 128 to 2 048 PowerTags
- 128 to 4 096 PowerTags
- 512 to 2 048 PowerTags
- 512 to 4 096 PowerTags
- 2 048 to 4 096 PowerTags

6AV6613-4BD01-3AJ0
6AV6613-4BF01-3AJ0
6AV6613-4BG01-3AJ0
6AV6613-4DF01-3AJ0
6AV6613-4DG01-3AJ0
6AV6613-4FG01-3AJ0

Updates

SIMATIC WinCC flexible 2008 Runtime Update 2008, 2008 SP1, SP2, SP3 -> SP5

6AV6613-1XA51-3CU8

Ordering data	Article No.	Article No.
<p><i>Upgrades</i></p> <p>SIMATIC WinCC flexible 2004/2005/2007 Runtime to SIMATIC WinCC flexible 2008 Runtime</p> <p>Upgrade to SIMATIC WinCC flexible Runtime 2008 PowerTags including runtime options for: WinCC flexible /Archives; WinCC flexible /Recipes; WinCC flexible /Audit; WinCC flexible /Sm@rtAccess; WinCC flexible /OPC-Server; WinCC flexible /ProAgent</p> <ul style="list-style-type: none"> • Software and documentation on DVD, single license, license key on USB flash drive • as download ²⁾, software and license key download, single license, email address required for delivery 	<p>6AV6613-1XA51-3CE0</p> <p>6AV6613-1XA51-3CK0</p>	<p><i>Communication via Industrial Ethernet</i></p> <p>SIMATIC NET HARDNET-IE S7 V12</p> <p>Software for S7 communication and open communication; OPC, PG/OP communication, configuring software; up to 120 connections; Single License for 1 installation of runtime software, software and electronic manual on DVD</p> <ul style="list-style-type: none"> • Single license for 1 installation • Software Update Service for one year, with automatic extension; requirement: Current software version • Upgrade S7-1613 from V6.4 to S7-1613 V8.0 SP1 • Upgrade S7-1613 from V6.0, V6.1, V6.2 or V6.3 to S7-1613 V8.0 SP1
<p>Upgrade of the SIMATIC WinCC flexible Panel options:</p> <p>WinCC flexible /Audit for SIMATIC Panel; WinCC flexible /Sm@rtAccess for SIMATIC Panel; WinCC flexible /Sm@rtService for SIMATIC Panel; WinCC flexible /OPC-Server for SIMATIC Multi Panel; WinCC flexible /ProAgent for SIMATIC Multi Panel</p> <ul style="list-style-type: none"> • only license key on USB flash drive, single license • as download ²⁾, only license key download, single license, email address required for delivery 	<p>6AV6618-7XX01-3AF0</p> <p>6AV6618-7XX01-3AK0</p>	

- ¹⁾ Runtime licenses for WinCC flexible Runtime options must be purchased separately for each target system.
- ²⁾ Current information and availability regarding the new type of delivery can be found at: <http://www.siemens.com/tia-online-software-delivery>

HMI Software

SIMATIC WinCC flexible

SIMATIC WinCC flexible RT

Ordering data

Communication via PROFIBUS

CP 5613 A3

PCI card (32-bit) for connecting a PC to PROFIBUS (communications software must be ordered separately)

6GK1561-3AA02

CP 5614 A3

PCI card (32-bit) for connecting a PC to PROFIBUS (communications software must be ordered separately)

6GK1561-4AA02

SIMATIC NET PB S7-5613 V8.0 SP1

Software for S7 communication, incl. PG and FDL protocol, OPC server and NCM PC; Runtime software, software and electronic manual on USB flash drive, license key on diskette, Class A, for 32-bit Windows 7

Professional/Ultimate for up to 4 CP 5613 A2, CP5614 A2, CP 5603 / CP 5623 / CP 5624;

- Software Update Service for one year, with automatic extension; requirement: current software version
- Upgrade S7-5613 from V6.4 to S7-5613 V8.0 SP1
- Upgrade S7-5613 from V6.0, V6.1, V6.2 or V6.3 to S7-5613 V8.0 SP1

6GK1713-5CB00-3AL0

6GK1713-5CB00-3AE0

6GK1713-5CB00-3AE1

Article No.

CP 5612

PCI card (32-bit) for connecting a PG/PC to PROFIBUS (communications software included in WinCC flexible basic package)

6GK1561-2AA00

CP 5622

PCI Express X1 card (32-bit) for connection of PG/PC to PROFIBUS or MPI (communications software included in WinCC flexible basic package)

6GK1562-2AA00

CP 5711

USB adapter (USB V2.0) for connecting a PG/notebook to PROFIBUS or MPI (communications software included in WinCC basic package)

6GK1571-1AA00

SIMATIC S7, MPI cable

For linking SIMATIC S7 and PG via MPI

6ES7901-0BF00-0AA0

Additional information is available on the Internet at:

<http://www.siemens.com/wincc-flexible>

Overview**Option for SIMATIC WinCC flexible Engineering****SIMATIC WinCC flexible /ChangeControl**

WinCC flexible /ChangeControl enables consistent backup of configuration data.

The history of changes can be verified down to the last detail for applications requiring interruption-free proof for the complete life cycle of a product.

Options for SIMATIC Panels/Multi Panels and SIMATIC WinCC flexible Runtime**SIMATIC WinCC flexible /Archives**

Archiving of alarms and process values

SIMATIC WinCC flexible /Recipes

Generation and management of data records for machine or production data

SIMATIC WinCC flexible /Audit

Recording of operator actions in an Audit Trail

- Audit supports users in meeting special quality requirements, e.g.
 - Production plant requiring validation according to 21 CFR Part 11 (Food Drug Administration law)
 - In respect of traceability according to EU 175/2002 (EU directive)

SIMATIC Logon for WinCC flexible

Option for connecting PCs with SIMATIC WinCC flexible Runtime and SIMATIC Panels to central user administration.

SIMATIC WinCC flexible /Sm@rtAccess

- Flexible solution for access to HMI systems and process data from any location
- Communication between different SIMATIC HMI systems

SIMATIC WinCC flexible /Sm@rtService

- Remote maintenance and servicing of machines and plants via Internet/intranet
- Flexible solution for remote access to machines and plant

SIMATIC WinCC flexible /OPC server

- Incorporation of automation components from different vendors into a single automation concept
- Communication for data exchange between HMI systems and/or higher-level control system

SIMATIC WinCC flexible /ProAgent

- Precise and rapid process fault diagnostics in plant and machines for SIMATIC S7 and SIMATIC HMI
- Standardized diagnostics concept for various SIMATIC components
- No further configuration overhead for diagnostics functionality

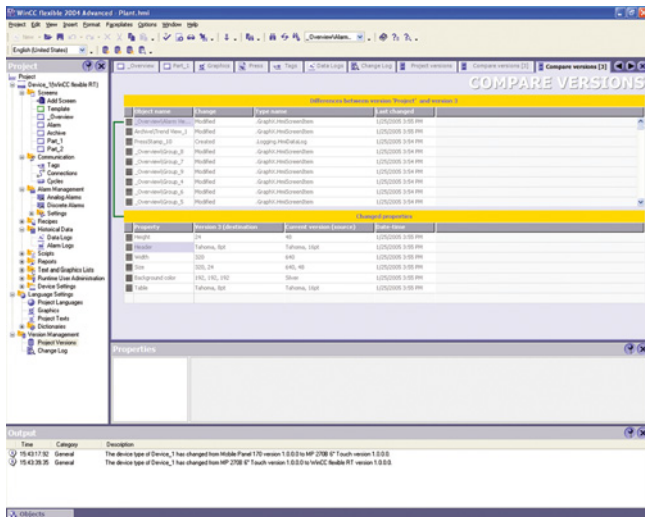
HMI Software

SIMATIC WinCC flexible

SIMATIC WinCC flexible options

WinCC flexible /ChangeControl

Overview



- Options for the versioning of configuration data and for tracing configuration changes (e.g. as verification in regulated sectors)
- For the engineering tool SIMATIC WinCC flexible Compact/Standard/Advanced
- One license is required for each configuration computer

Benefits

- Consistent backup of configuration data
 - Delivered versions, approved reference states or development stages are managed in a database.
 - Changes to project data can be integrated without problem into the version management using new versions. A rollback is possible at any time.
- Tracing of configuration changes
 - The history of changes can be verified down to the last detail for applications requiring interruption-free proof for the complete life cycle of a product.

Ordering data

WinCC flexible /ChangeControl for WinCC flexible 2008 Compact/Standard/Advanced¹⁾

- Floating license, license key only on USB flash drive as download²⁾
- Floating license, only license key download; Email address required for delivery

Article No.

6AV6613-6AA01-3AB5

6AV6613-6AA01-3AH5

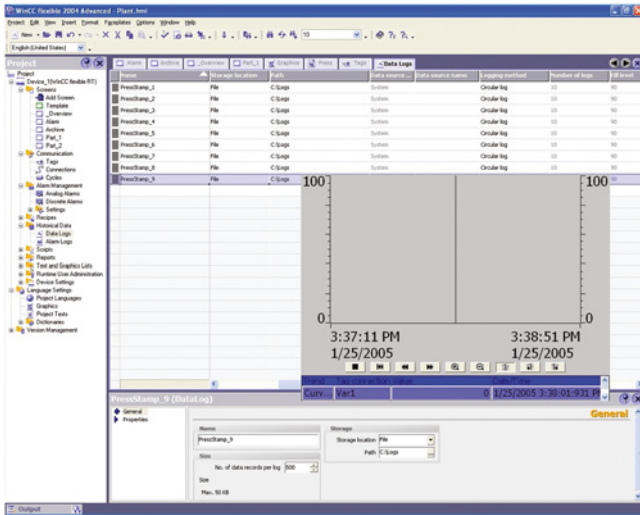
- ¹⁾ The ChangeControl option has not been released for integrated operation with STEP 7.
- ²⁾ Current information and availability regarding the new type of delivery can be found at: <http://www.siemens.com/tia-online-software-delivery>

More information

Note:

Do you need a specific modification or option for the products described here? Then look up "Customized products", where you will find information about the Open Platform Program for the creation of user-specific functions and controls for WinCC flexible.

Overview



- Option for SIMATIC WinCC flexible Runtime for archiving process values and messages
- Archiving of process values and messages supports the acquisition and processing of process data from an industrial plant or machine. Evaluation of the archived process data provides information about the operating states of the plant or machine
- One license is required per operator station (no license is required for SIMATIC Panels/Multi Panels)

Technical specifications

Type	WinCC flexible /Archives
	The specifications are maximum values
Execution platform	SIMATIC WinCC flexible Runtime
Archives	100
• Archivable data	Process values, messages
• Cyclical trigger for archiving process values (variables)	1 s
• Max. number of entries per archive (incl. sequence archive)	500,000 ¹⁾
• Archive types	<ul style="list-style-type: none"> • Circulating archive • Sequence archive (max. 400 per archive)
• Data storage format	CSV (C omma S eparated V ariable), RDB (R untime D ata B ase) and interface to Microsoft SQL database (database not included in scope of delivery)

¹⁾ Dependent on memory medium used

Ordering data

Article No.

WinCC flexible /Archives for WinCC flexible 2008 Runtime ¹⁾

- Single license, license key only on USB flash drive
- Single license, license key download only ²⁾; Email address required for delivery

6AV6618-7ED01-3AB0

6AV6618-7ED01-3AH0

WinCC flexible /Archives+Recipes for WinCC flexible 2008 Runtime ¹⁾

- Single license, license key only on USB flash drive
- Single license, license key download only ²⁾; Email address required for delivery

6AV6618-7GD01-3AB0

6AV6618-7GD01-3AH0

¹⁾ One license is required for each operator station. A license is not required for the engineering system for configuring the Runtime option.

²⁾ Current information and availability regarding the new type of delivery can be found at: <http://www.siemens.com/tia-online-software-delivery>

More information

Note:

Do you need a specific modification or option for the products described here? Then look up "Customized products", where you will find information about the Open Platform Program for the creation of user-specific functions and controls for WinCC flexible.

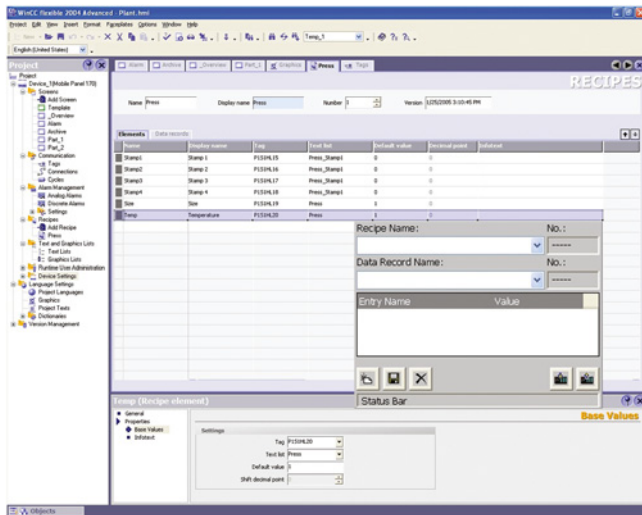
HMI Software

SIMATIC WinCC flexible

SIMATIC WinCC flexible options

WinCC flexible /Recipes

Overview



- Option for SIMATIC WinCC flexible Runtime for managing data records in recipes that contain related machine or production data
- The data in a data set can be transferred, for example, from the control unit to the PLC to switch production to a different product variant
- One license is required per operator station (no license is required for SIMATIC Panels/Multi Panels)

Technical specifications

Type	WinCC flexible /Recipes
	The specifications are maximum values
Execution platform	SIMATIC WinCC flexible Runtime
Recipes	1000
• Entries per recipe	2000 ¹⁾
• Data records per recipe	5000 ²⁾
• User data length in bytes per data record	8000 KB ²⁾

¹⁾ Dependent on number of licensed PowerTags

²⁾ Dependent on memory medium used

Ordering data

Article No.

WinCC flexible /Recipes for WinCC flexible 2008 Runtime ¹⁾

- Single license, license key only on USB flash drive
- Single license, license key download only as download ²⁾; E-mail address required for the delivery

6AV6618-7FD01-3AB0

6AV6618-7FD01-3AH0

WinCC flexible /Archives+Recipes for WinCC flexible 2008 Runtime ¹⁾

- Single license, license key only on USB flash drive
- Single license, license key download only as download ²⁾; E-mail address required for the delivery

6AV6618-7GD01-3AB0

6AV6618-7GD01-3AH0

¹⁾ One license is required for each operator station. A license is not required for the engineering system for configuring the Runtime option.

²⁾ Current information and availability regarding the new type of delivery can be found at: <http://www.siemens.com/tia-online-software-delivery>

More information

Note:

Do you need a specific modification or option for the products described here? Then look up "Customized products", where you will find information about the Open Platform Program for the creation of user-specific functions and controls for WinCC flexible.

Overview**WinCC flexible /Audit**

- Option for SIMATIC WinCC flexible Runtime as well as SIMATIC Panels for recording operations in an audit trail, and electronic signature
- The audit trail features a safety mechanism that indicates subsequent manipulation.
- An easy-to-use configuration option included as standard in WinCC flexible enables you to set:
 - The operator actions to be recorded in the audit trail during runtime
 - The important operator actions requiring electronic signature/comments during runtime
- The audit option combined with the WinCC flexible ES ChangeControl option supports the user with plant validation
- Available for the following SIMATIC HMI systems: TP/OP 270, TP/OP 277, MP 270B, MP 277, MP 370, MP 377, WinCC flexible Runtime
- A license is required for every operator station (panel or PC)

Ordering data**Article No.****WinCC flexible /Audit for SIMATIC Panels ¹⁾**

- Single license, license key only on USB flash drive
- Single license, license key download only as download ²⁾; E-mail address required for the delivery

6AV6618-7HB01-3AB0**6AV6618-7HB01-3AH0****WinCC flexible /Audit for WinCC flexible Runtime 2008 ¹⁾**

- Single license, license key only on USB flash drive
- Single license, license key download only as download ²⁾; E-mail address required for the delivery

6AV6618-7HD01-3AB0**6AV6618-7HD01-3AH0**

¹⁾ One license is required for each operator console. A license is not required for the engineering system for configuring the runtime option.

²⁾ Current information and availability regarding the new delivery package can be found at: <http://www.siemens.com/tia-online-software-delivery>

Technical specifications

	WinCC flexible /Audit
Archive for Audit Trail use on the Panel	<ul style="list-style-type: none"> • Plug-in flash memory card on the panel • In the higher-level PC (memory medium) connected to the panel via Ethernet
Archive for Audit Trail use of WinCC flexible Runtime	On the PC (storage medium)
Execution platform	
SIMATIC Panels	Mobile Panel 277, TP/OP 270, TP/OP 277
SIMATIC Multi Panels	MP 270B, MP 277, MP 370, MP 377
PCs	SIMATIC WinCC flexible Runtime

More informationNote:

Do you need a specific modification or option for the products described here? Then look up "Customized products", where you will find information about the Open Platform Program for the creation of user-specific functions and controls for WinCC flexible.

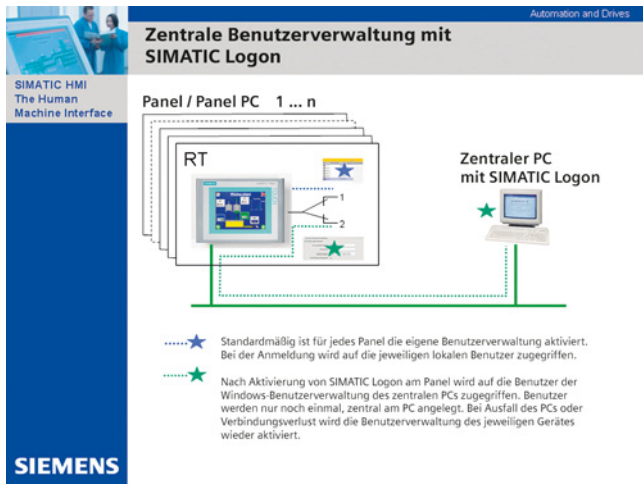
HMI Software

SIMATIC WinCC flexible

SIMATIC WinCC flexible options

SIMATIC Logon for WinCC flexible

Overview



- Option for connecting PCs with SIMATIC WinCC flexible Runtime and SIMATIC Panels to central user administration SIMATIC Logon.
- Creates user administration on a central computer to which one or more WinCC flexible stations can be connected over Ethernet.
- SIMATIC Logon for WinCC flexible supports the user in combination with the /Audit and /ChangeControl options in meeting requirements in accordance with FDA 21 CFR Part 11 and EU178.

Design

SIMATIC Logon and SIMATIC Logon Remote Access are installed on a central station.

The following WinCC flexible stations are connected to the central station via Ethernet network:

- PCs with WinCC flexible Runtime
- SIMATIC Panels from the 177 series or higher (panels with Ethernet interface)

Licensing

The following licenses are required:

- SIMATIC Logon basic license
- SIMATIC Logon Remote Access license (3-pack license 10-pack license); more than one SIMATIC Logon Remote Access license can be installed.

The number of connectable stations depends on the SIMATIC Logon Remote Access licenses used. This number is the total of the connections provided by the individual licenses. As an example: Two installed licenses for 10 enable the connection of 20 stations to the central station.

Technical specifications

SIMATIC Logon for WinCC flexible	
Execution platform	
SIMATIC Panels	Mobile Panel 177 PN; Mobile Panel 277, TP/OP 177B PN/DP, TP/OP 277
SIMATIC Multi Panels	MP 177, MP 277, MP 377
PCs	WinCC flexible Runtime

Ordering data

Article No.

SIMATIC Logon V1.5
Basic license;
for panels or WinCC flexible Runtime stations,
the corresponding number of additional SIMATIC Logon Remote Access licenses is required.

6ES7658-7BX51-0YA0

SIMATIC Logon Upgrade to V1.5

6ES7658-7BX51-0YE0

SIMATIC Logon Remote Access for WinCC flexible (3 clients)
Remote access for 3 WinCC flexible 2008 clients;
single license for 3 remote access clients;
type of delivery:
CD, license key disk, Certificate of License, Terms and Conditions
The number of licensed clients is determined based on the amount of installed SIMATIC Logon remote access licenses.

6ES7658-7BA00-2YB0

SIMATIC Logon Remote Access for WinCC flexible (10 clients)
Remote access for 10 WinCC flexible 2008 clients;
single license for 10 remote access clients;
type of delivery:
CD, license key disk, Certificate of License, Terms and Conditions
The number of licensed clients is determined based on the amount of installed SIMATIC Logon remote access licenses.

6ES7658-7BB00-2YB0

More information

Note:

Do you need a specific modification or option for the products described here? Then look up "Customized products", where you will find information about the Open Platform Program for the creation of user-specific functions and controls for WinCC flexible.

Overview

- Option for SIMATIC WinCC flexible Runtime plus SIMATIC Panels for communication between various SIMATIC HMI systems.
- Available for the following SIMATIC HMI systems:
 - Mobile Panel 177 PN, Mobile Panel 277
 - TP 177B PN/DP, OP 177B PN/DP
 - TP 270, TP 277, OP 270, OP 277
 - MP 177, MP 270B, MP 277, MP 370, MP 377
 - WinCC flexible Runtime
- Communication between HMI systems is established on the basis of Ethernet networks, or via the intranet/Internet:
 - Read and write access to tags;
 - One SIMATIC HMI system can be remotely controlled or monitored from another one;
- Licensing:
 - The license "WinCC flexible /Sm@rtAccess for Panel" or "WinCC flexible /Sm@rtAccess for WinCC flexible Runtime" must be installed on both the server and client HMI device.

Note:

If the operator stations are accessed using the Sm@rtAccess option, suitable protective measures (including IT security such as network segmentation) should be taken in order to ensure safe operation of the system.

You will find more information on the topic of Industrial Security on the Internet at:

<http://www.siemens.com/industrialsecurity>

Technical specifications

Type	WinCC flexible /Sm@rtAccess
	The specifications are maximum values
Execution platform	
• SIMATIC Panels	Mobile Panel 177 PN, Mobile Panel 277, TP/OP 177B PN/DP, TP/OP 270, TP/OP 277
• SIMATIC Multi Panels	MP 177, MP 270B, MP 277, MP 370, MP 377
• PCs	WinCC flexible Runtime
Sm@rtAccess SIMATIC HMI HTTP protocol	
Number of connections for one client	
• Mobile Panel 177 PN, TP/OP 177 B PN/DP, MP 177 as HTTP server	4
• Mobile Panel 277, TP/OP 270, TP/OP 277, MP 270B, MP 277, MP 370, MP 377 as HTTP server	8
• for WinCC flexible Runtime	16
Sm@rtAccess Sm@rtClient concept	
Number of Sm@rtClients that can connect to a Sm@rtServer at the same time ^{1) 2)}	
• Mobile Panel 177 PN, TP/OP 177B PN/DP, MP 177 as Sm@rtServer	2 clients
• Mobile Panel 277, TP/OP 270, TP/OP 277, MP 270B, MP 277 as Sm@rtServer	3 clients for 6" devices 2 clients for 8" and 10" devices
• MP 370, MP 377 as Sm@rtServer	3 clients for 12" devices 2 clients for 15" devices 1 client for 19" devices
• for WinCC flexible Runtime as Sm@rtServer	5 clients
Number of Sm@rtClient displays per screen	
• for Panels/Multi Panels	1
• for WinCC flexible Runtime	2

¹⁾ Including 1 Service Client

²⁾ The Sm@rtServer and the WinCC flexible/Pro Agent option cannot be used simultaneously on OP/TP/MP 270/370. Parallel operation of the runtime options ProAgent, Sm@rtAccess and Sm@rtService is possible in the context of the MP 277 8" and 10" devices, Mobile Panel 277 as well as the MP 377. Limitation: a maximum of 2 clients can be connected simultaneously to a Sm@rtServer.

HMI Software

SIMATIC WinCC flexible

SIMATIC WinCC flexible options

WinCC flexible /Sm@rtAccess**Ordering data****Article No.****WinCC flexible /Sm@rtAccess for SIMATIC Panel ¹⁾**

- Single license, license key only on USB flash drive as download
- Single license, license key download only ²⁾
E-mail address required for the delivery

6AV6618-7AB01-3AB0**6AV6618-7AB01-3AH0****WinCC flexible /Sm@rtAccess for WinCC flexible 2008 Runtime ¹⁾**

- Single license, license key only on USB flash drive as download
- Single license, license key download only ²⁾
E-mail address required for the delivery

6AV6618-7AD01-3AB0**6AV6618-7AD01-3AH0****More information**Note:

Do you need a specific modification or option for the products described here? Then look up "Customized products", where you will find information about the Open Platform Program for the creation of user-specific functions and controls for WinCC flexible.

¹⁾ The license must be installed on the server and on the client HMI device. Server applications are the options Sm@rtServer, HTTP server and SOAP server. Client applications are the screen object Sm@rtClient display, and the utilization of the communication driver HTTP protocol. A license is not required for the engineering system for configuring the runtime option.

²⁾ Current information and availability regarding the new delivery package can be found at: <http://www.siemens.com/tia-online-software-delivery>

Overview

- Option for SIMATIC WinCC flexible Runtime and SIMATIC Panels for remote maintenance and servicing of machines/plants via the Internet/intranet
- Available for the following SIMATIC HMI systems:
 - Mobile Panel 177 PN, Mobile Panel 277
 - TP 177B PN/DP, OP 177B PN/DP
 - TP 270, TP 277, OP 270, OP 277
 - MP 177, MP 270B, MP 277, MP 370, MP 377
 - WinCC flexible Runtime
- Licensing
The "WinCC flexible /Sm@rtService for Panel" license or "WinCC flexible /Sm@rtService for WinCC flexible Runtime" license must be installed on the operator panels that use one of the following options/functions: Sm@rtServer, HTML pages (mini-Web server), e-mail.

Note:

If the operator stations are accessed using the Sm@rtService option, suitable protective measures (including IT security such as network segmentation) should be taken in order to ensure safe operation of the system.

You will find more information on the topic of Industrial Security on the Internet at:

<http://www.siemens.com/industrialsecurity>

Application

- Remote maintenance and servicing of machines and plants via Internet/Intranet
- Calling of system information, control of target systems, and updating of data sets via Internet/Intranet
- Automatic sending of emails to experts for fast elimination of faults

Technical specifications

Type	WinCC flexible /Sm@rtService
Execution platform	
• SIMATIC Panels	Mobile Panel 177 PN, Mobile Panel 277, TP 177B PN/DP, OP 177B PN/DP, TP/OP 270, TP/OP 277
• SIMATIC Multi Panels	MP 177, MP 270B, MP 277, MP 370, MP 377
• PCs	SIMATIC WinCC flexible Runtime
Sm@rtService ¹⁾	
Remote access via	Internet Explorer V6.0 SP1 and higher
HTML pages	
• for Panels/Multi Panels	HTML V1.1 (no support for ActiveX, Java, ASP)
• for WinCC flexible Runtime	HTML V1.1
Sending emails	<ul style="list-style-type: none"> • via SMTP server • Subject, message texts with 250 characters of text per email; date/time of message, message no.

¹⁾ The Sm@rtServer and the WinCC flexible/ProAgent option cannot be used simultaneously on OP/TP/MP 270/370. Parallel operation of the runtime options ProAgent, Sm@rtAccess and Sm@rtService is possible in the context of the MP 277 8" and 10" devices, Mobile Panel 277 as well as the MP 377. Limitation: a maximum of 2 clients can be connected with a Sm@rtServer.

Ordering data**Article No.****WinCC flexible /Sm@rtService for SIMATIC Panels ¹⁾**

- Single license, license key only on USB flash drive
- Single license, license key download only ²⁾; E-mail address required for the delivery

6AV6618-7BB01-3AB0**6AV6618-7BB01-3AH0****WinCC flexible /Sm@rtService for WinCC flexible Runtime 2008 ¹⁾**

- Single license, license key only on USB flash drive
- Single license, license key download only ²⁾; E-mail address required for the delivery

6AV6618-7BB01-3AB0**6AV6618-7BD01-3AH0**

¹⁾ The "WinCC flexible /Sm@rtService for Panel" license or "WinCC flexible /Sm@rtService for WinCC flexible Runtime" license must be installed on the operator panels that use one of the following options: Sm@rtServer, HTML pages, e-mail. The remote service PC and engineering system do not require a license for configuration of the Runtime option.

²⁾ Current information and availability regarding the new type of delivery can be found at: <http://www.siemens.com/tia-online-software-delivery>

More information**Note:**

Do you need a specific modification or option for the products described here? Then look up "Customized products", where you will find information about the Open Platform Program for the creation of user-specific functions and controls for WinCC flexible.

HMI Software

SIMATIC WinCC flexible

SIMATIC WinCC flexible options

WinCC flexible /OPC-Server

Overview

- Option for SIMATIC WinCC flexible Runtime as well as Multi Panels for communication with applications from different manufacturers (e.g. MES, ERP, or applications in the office sector)
- Available for the following SIMATIC HMI systems:
 - Mobile Panel 277, MP 270B, MP 277, MP 370, MP 377 (use of OPC on XML basis)
 - WinCC flexible Runtime (use of OPC based on DCOM)
- One license is required for each operator station.

Application

OPC Foundation

<http://www.opcfoundation.org>

Technical specifications

Type	WinCC flexible /OPC-Server
	The specifications are maximum values
Execution platform	
<ul style="list-style-type: none"> • SIMATIC Panels • SIMATIC Multi Panels • PCs 	Mobile Panel 277 MP 270B, MP 277, MP 370, MP 377 SIMATIC WinCC flexible Runtime
OPC-Server	
<ul style="list-style-type: none"> • XML server for Multi Panels • DCOM server for WinCC flexible Runtime • Number of connections that an OPC server can accommodate 	Supports the OPC XML Data Access specification V1.0 ¹⁾ Supports the OPC Data Access specification V1.0a and V2.0 8

¹⁾ Data access via XML has a functional scope that is similar to OPC Data Access. A software adapter is required that must be installed on the OPC client PC to enable DCOM-based OPC clients to access the OPC XML server without any modification. The software adapter is supplied with WinCC flexible Engineering and Runtime.

Ordering data

Article No.

WinCC flexible /OPC-Server for SIMATIC Multi Panels ¹⁾

- Single license, license key only on USB flash drive
- Single license, license key download only ²⁾; E-mail address required for the delivery

6AV6618-7CC01-3AB0

6AV6618-7CC01-3AH0

WinCC flexible /OPC-Server for WinCC flexible Runtime 2008 ¹⁾

- Single license, license key only on USB flash drive
- Single license, license key download only ²⁾; E-mail address required for the delivery

6AV6618-7CC01-3AB0

6AV6618-7CC01-3AH0

¹⁾ One license is required for each operator station. A license is not required for the engineering system for configuring the Runtime option.

²⁾ Current information and availability regarding the new delivery package can be found at: <http://www.siemens.com/tia-online-software-delivery>

More information

Note:

Do you need a specific modification or option for the products described here? Then look up "Customized products", where you will find information about the Open Platform Program for the creation of user-specific functions and controls for WinCC flexible.

Overview

- Targeted and rapid process diagnostics in plants and machines for SIMATIC S7 and SIMATIC HMI
- Standardized diagnostics concept for various SIMATIC components
- No further configuration overhead for diagnostics functionality
- Frees up PLC capacity with regard to memory and program execution time

Note:

For more information, see "Process Diagnostics Software SIMATIC ProAgent".

Ordering data

Article No.

WinCC flexible /ProAgent for SIMATIC Panels ¹⁾

executable on Mobile Panel 277, TP/OP/MP 270/277 and MP 370/377

- single license, only license key on USB flash drive
- single license, only license key download ²⁾; email address required for delivery

6AV6618-7DB01-3AB0

6AV6618-7DB01-3AH0

WinCC flexible /ProAgent for WinCC flexible Runtime 2008 ¹⁾

- single license, only license key on USB flash drive
- single license, only license key download ²⁾; email address required for delivery

6AV6618-7DD01-3AB0

6AV6618-7DD01-3AH0

¹⁾ One license is required for each operator station. A license is not required for the engineering system for configuring the Runtime option.

²⁾ Current information and availability regarding the new type of delivery can be found at: <http://www.siemens.com/tia-online-software-delivery>

More information

Note:

Do you need a specific modification or option for the products described here? Then look up "Customized products", where you will find information about the Open Platform Program for the creation of user-specific functions and controls for WinCC flexible.



4/3	Industrial PC		
4/3	Introduction		
	Rack PC		
4/5	Introduction		
4/9	SIMATIC IPC347E		
4/13	SIMATIC IPC547G		
4/19	SIMATIC IPC647E		
4/23	SIMATIC IPC647D		
4/29	SIMATIC IPC847E		
4/34	SIMATIC IPC847D		
4/40	SIMATIC IPC1047		
	Box PC		
4/44	Introduction		
4/52	SIMATIC IPC127E		
4/55	SIMATIC IPC227E		
4/58	SIMATIC IPC327E		
4/61	SIMATIC IPC427E		
4/64	SIMATIC IPC427D		
4/68	SIMATIC IPC527G NEW		
4/71	SIMATIC IPC627E		
4/75	SIMATIC IPC627D		
4/79	SIMATIC IPC827D		
	Panel PC		
4/83	Introduction		
4/89	SIMATIC IPC277E		
4/92	SIMATIC IPC377E		
4/96	SIMATIC IPC477E		
4/99	SIMATIC IPC477D		
4/104	SIMATIC IPC677E NEW		
4/108	SIMATIC IPC677D		
	Tablet PC		
4/112	SIMATIC Industrial Tablet PC		
4/115	System components for Tablet PC		
	Industrial monitors and Thin Clients		
4/116	Flat panels		
4/116	SIMATIC IFP Basic		
4/118	SIMATIC Industrial Flat Panel		
4/136	SIMATIC Flat Panels		
4/141	Thin Clients		
4/141	SIMATIC Industrial Thin Client		
	Devices for special requirements		
4/146	Fully enclosed IP65 devices		
4/147	SIMATIC Industrial Flat Panel PRO		
4/156	SIMATIC Industrial Thin Client PRO		
4/166	SIMATIC IPC477E PRO		
4/169	SIMATIC IPC477D PRO		
4/172	System components for fully enclosed IP65 devices		
4/173	Fixing elements		
4/175	Extension units and operator controls		
4/190	Extension components		
4/193	Devices with stainless steel front		
4/193	Industrial Thin Client INOX		
4/195	Ind. Flat Panel IFP1900 INOX PRO		
4/197	Ind. Flat Panel IFP2200 INOX MT ETH		
4/199	SIMATIC IPC277E 19" INOX PRO		
4/201	Devices for hazardous areas		
4/202	SIMATIC HMI Panel PC Ex NG		
4/205	SIMATIC HMI Panel PC Ex OG		
4/208	SIMATIC HMI Panel PC Ex		
4/211	SIMATIC HMI Thin Client Ex NG		
4/213	SIMATIC HMI Thin Client Ex OG		
4/216	SIMATIC HMI Thin Client Ex2		
	IPC software		
4/218	SIMATIC IPC Image & Partition Creator		
4/219	SIMATIC IPC DiagMonitor		
4/220	SIMATIC IPC Remote Manager		
4/221	SIMATIC IPC FirmwareManager NEW		
4/222	SIMATIC Industrial OS		
	Embedded bundles, starter systems, software packages		
4/224	Introduction		
4/225	SIMATIC IPC227E bundles		
4/227	SIMATIC IPC427E bundles and starter systems		
4/229	SIMATIC IPC277E bundles		
4/230	SIMATIC IPC477E bundles and starter systems		
4/232	SIMATIC IPC477E PRO bundles		
4/233	Software packages for SIMATIC IPC		
	Industrial IoT Gateway		
4/235	SIMATIC IOT2000		
4/236	SIMATIC IOT2050 NEW		
4/238	SIMATIC IOT2040		
4/240	SIMATIC IOT2000 Input/Output Module		
4/242	SIMATIC IOT2000 Input Module Sink/Source		
	Software controllers		
4/244	SIMATIC S7-1500 Software Controllers		
4/245	CPU 1507S		
4/246	CPU 1508S		
4/247	CPU 1507S F		
4/248	CPU 1508S F		
4/249	ODK 1500S		
4/250	Add-on applications		
4/250	ODK 1500S XML Data Access driver		
4/250	ODK 1500S FileServer		
4/250	ODK 1500S SMX driver		
4/250	ODK 1500S serial driver		
	PC-based Controllers		
4/251	ET 200SP Open Controllers		
4/252	CPU 1515SP PC		
4/254	CPU 1515SP PC2		
4/256	CPU 1515SP PC F		
4/258	CPU 1515SP PC2 F		
4/260	CPU 1515SP PC2 T		
4/262	CPU 1515SP PC2 TF		
4/264	SIPLUS ET 200SP Open Controllers		
4/264	SIPLUS CPU 1515SP PC (F) NEW		

For power supply and communication, see next page.

PC-based Automation

**4/265 SITOP power supply**

4/265 SITOP PSU6200

4/265 1-phase, 24 V DC

4/265 3-phase, 24 V DC

4/267 DC UPS with capacitors

4/267 SITOP UPS500S, SITOP UPS501S

4/268 DC UPS with battery modules

4/268 SITOP UPS1600 DC UPS modules

4/269 SITOP UPS1100 battery modules

4/270 Communication

4/270 Industrial Ethernet

4/270 CP 1604

4/271 CP 1616

4/272 CP 1612 A2

4/273 CP 1623

4/274 CP 1625

4/275 CP 1626

4/276 CP 1628

4/277 HARDNET-IE S7-REDCONNECT

4/278 SOFTNET for Industrial Ethernet

4/279 SOFTNET PN IO

4/281 OPC server for Industrial Ethernet

4/282 S7 OPC Redundancy for Industrial Ethernet

4/283 SNMP OPC server

4/284 SINEMA server

4/285 PROFIBUS

4/285 CP 5603

4/286 CP 5613 A3

4/287 CP 5614 A3

4/288 CP 5623

4/289 CP 5624

4/290 CP 5612

4/291 CP 5622

4/292 CP 5711

4/293 SOFTNET for PROFIBUS

4/294 S7 OPC Redundancy for PROFIBUS

4/295 PC adapter USB A2

Overview



SIMATIC Industrial PC

Our reliable and innovative SIMATIC industrial PCs are the optimal PC hardware platform for PC-based Automation from Siemens.

Rack PC

Rack PCs are flexible, high-availability industrial PC systems for powerful yet compact applications using 19" technology.

Box PC

SIMATIC Box PCs provide mechanical engineers, plant engineers and control cabinet makers with particularly rugged industrial PC systems for use in powerful yet compact applications.

Panel PC

SIMATIC Panel PCs are suitable thanks to their high industrial compatibility for use in control cabinets, consoles and control panels, as well as directly on the machine. Typical areas of application can be found in both factory and process automation.

Tablet PC

The SIMATIC Industrial Tablet PC taps new application areas within the scope of Industrie 4.0. Designed for industrial use, the SIMATIC ITP1000 delivers convincing results with its many functions for day-to-day working. Typical applications are in maintenance/service, production and measuring and testing.

Industrial monitors and Thin Clients

Flexible operator input concepts can be implemented via Flat Panel monitors or Thin Clients. These are industry-standard LCD monitors with high-contrast displays that can be located at quite some distance from the PC, or low-cost, rugged Thin Clients that offer HMI functionality over the network in larger plants spread over wide areas.

Devices for special requirements

Fully enclosed IP65 devices

The fully enclosed SIMATIC PRO devices are ideal for industrial applications in harsh environments due to their extremely rugged design. They are, for example, specially designed for mounting on a support arm/pedestal.

<http://www.siemens.com/ip65-hmi-devices>

Devices with stainless steel fronts

SIMATIC offers industry-specific versions for smooth use in accordance with regulations by modifying its standard devices. For the food and beverages industry, for example, we supply devices with stainless steel fronts, and for industries facing particularly harsh ambient conditions we offer fully enclosed, dust and splash proof devices in a rugged aluminum enclosure with high IP65 degree of protection.

Panels and Panel PCs with touch screens and stainless steel fronts are designed for machine-level operator control and monitoring in the food and beverages industry.

<http://www.siemens.com/inox-hmi-devices>

Devices for hazardous areas

Intrinsically safe SIMATIC Panel PCs and Thin Clients specially designed for hazardous areas.

<http://www.siemens.com/simatic-hmi-ex>

IPC software

A graded concept is available for effective early detection of potential failures and minimization of actual downtimes. It consists of hardware and software expansion options specially developed for SIMATIC IPCs, which can be used to increase availability on a system-specific basis, depending on safety requirements.

The following components are available:

- SIMATIC IPC Image & Partition Creator
- SIMATIC IPC DiagMonitor
- SIMATIC IPC Remote Manager
- SIMATIC IPC FirmwareManager
- SIMATIC Industrial OS

Embedded bundles and starter systems with industrial PCs

Embedded industrial PCs are available at attractive prices as ready-to-use SIMATIC embedded bundles complete with a Windows Embedded operating system and pre-installed and pre-configured SIMATIC visualization and control software.

The starter systems are based on the Windows 10 operating system and also contain pre-installed and pre-configured SIMATIC visualization and control software. They are efficient, cost-effective, ready-to-run overall packages that enable clearly faster commissioning.

<http://www.siemens.com/simatic-embedded-bundles>

Software packages for SIMATIC IPCs

Software packages are offered for all available SIMATIC IPCs that, when ordered, produce genuine price advantages. All you have to do is: Select your SIMATIC IPC, configure it, and order it together with the SIMATIC WinCC RT Advanced, WinCC RT Professional and WinCC V7 software and also the SIMATIC WinAC RTX (F) Software Controller.

<http://www.siemens.com/simatic-ipc-packages>

PC-based Automation

Industrial PC

Introduction

Benefits

Reduction in standstill times thanks to high system availability

- Assured 24-hour operation as a result of high-quality parts and components (high MTBF, speed-controlled fans)
- Efficient self-diagnostics for avoidance of potential failures (front status LEDs, SIMATIC IPC DiagMonitor diagnostics software for condition monitoring, local and remote)
- Minimum downtimes thanks to mirror disk systems and preventive data backup with SIMATIC IPC Image & Partition Creator and SIMATIC IPC BIOS Manager
- "Restore USB flash drive" or "Restore CD/DVD" for restoration of the delivery state
- Installed and activated Microsoft operating systems for time savings during installation

High degree of investment security for long-term automation concepts

- Availability of 3-6 years (at least 1.5 years for Rack IPC547)
- 5-year repair and spare parts service (3 years for Rack IPC547) after expiration of the active marketing period
- Long-term concepts are implementable and reduce future engineering costs
- System-tested SIMATIC software (WinCC, WinAC, etc.) and connection options for distributed I/Os via an optional PROFIBUS or PROFINET interface on board link the industrial PCs with Totally Integrated Automation
- Certificates for worldwide marketing (cULus), the CE mark for use in industrial areas and in domestic, business and commercial environments
- Compatibility in hardware and software due to unchanged mechanical dimensions over generations or the use of existing user software on all devices of the same generation, for example
- Worldwide service and support (e.g. 24-hour SIMATIC Hotline)

Application

SIMATIC IPCs are the ideal platform for PC-based Automation and are used both in the production and process industry, as well as in industry-oriented sectors such as traffic engineering, building management, warehouse systems.

Typical applications include:

- Instrumentation and control tasks (e.g. with SIMATIC Software Controller, also fail-safe)
- Operator control and monitoring (e.g. with SIMATIC WinCC flexible, WinCC RT Advanced, or WinCC)
- Data acquisition
- Image processing
- Communication, gateways

More information

Notes on the scope of delivery

Microsoft operating systems are pre-installed in an OEM version.

The scope of supply also includes:

- Recovery CD for simple reinstallation of the operating system (not for IPC547G, IPC647D and IPC847D)
- Restore USB flash drive or restore DVD (only for IPC547G, IPC647D and IPC847D) for fast and very easy restoration of the PC delivery status
- "SIMATIC IPC Documentation and Drivers" on USB flash drive or DVD (only for IPC547G, IPC647D and IPC847D)
- Compact Operating Instructions (German/English/French/Spanish/Italian/Chinese)
- Electronic manual on "IPC Documentation and Drivers" data storage medium

Additional information is available on the Internet at:

<http://www.siemens.com/simatic-ipc>

Overview


Rack PCs are flexible, high-availability industrial PC systems for powerful yet compact applications using 19" technology. Four device classes are available for different requirements:

SIMATIC IPC347 – high performance at an optimized price

SIMATIC IPC547 – latest technology and maximum performance

SIMATIC IPC647 – maximum compactness combined with maximum industrial functionality

SIMATIC IPC847 – maximum expandability and industrial functionality

SIMATIC IPC1047 – maximum performance and expandability

Shared industrial functionality of the IPC series 547, 647 and 847

- Maximum system performance for complex automation tasks and computationally intensive PC tasks in the industrial environment through use of Intel Core processors
- Designed for 24-hour continuous operation
- Monitoring and diagnostics functions (e.g. temperature, fan, watchdog)
- RAID1 configuration (mirrored drives), optionally in hot swap removable drive bays
- Hard disks with capacities up to 2 TB for large volumes of data
- SSD (solid-state drive) SATA, also as RAID1 configuration, optional
- Redundant AC power supply, optional
- Compact dimensions for installation in control cabinets only 500 mm deep
- Dust protection thanks to overpressure ventilation concept with fan on the front and dust filter
- Lockable front door
- Service-friendly equipment design due to prepared telescopic rail mounting
- Service-friendly device design due, for example, to the replacement of filters/fans from the front without the need for tools, or opening of the enclosure with just one screw.
- Universal implementation as an industrial workstation or server
- Operating system pre-installed and activated for fast startup
- Fast restoration of the delivery status of the HDD thanks to restore DVD or USB flash drive
- High flexibility and expandability of components
- PCI and PCI Express expansion slots
- Independent industrial product design

SIMATIC IPC347E – high performance at an optimized price

- Intel Pentium and Intel Core i processors, 4th Generation
- Lockable front flap
- Uninterrupted duty at 40 °C ambient temperature without power loss
- Dust protection thanks to overpressure ventilation concept with fan on the front and dust filter
- PCI and PCI Express expansion slots
- 7 configurations available ex stock at short notice
- Availability approx. 3 years
- Guaranteed spare parts availability for at least 3 years

PC-based Automation

Industrial PC

Rack PC

Overview (continued)

SIMATIC IPC547G – latest technology and maximum performance at an attractive price

- Intel Core i processors 6th Generation and Xeon
- Maximum processor performance in maximum configuration without loss of power (throttling) at ambient temperatures of up to 40 °C
- Optional RAID5 configuration (striping with parity) in hot swap removable drive bay
- RAID1 and RAID5 configurations with additional hot spare hard disk, optional
- Hard disks with capacities up to 2 TB for large volumes of data
- Low noise output thanks to controlled fans
- Status and alarm LEDs at the front for signaling critical system states
- Availability approx. 3 years
- Guaranteed spare parts availability for at least 3 years

SIMATIC IPC647E – maximum compactness combined with maximum industrial functionality

- Maximum compactness due to 4 free PCI/PCI Express slots for installing long expansion cards
- High thermal stability up to 50 °C ambient temperature, even at maximum processor performance
- High vibration/shock resistance thanks to special hard disk holders
- Intel Core i processors 8th Generation and Xeon
- ECC memory, optional
- SSD (solid-state drive) M.2 NVMe
- Front LED concept for efficient self-diagnostics, e.g. monitoring of hard disks in RAID1 configurations, fans or the status display for Ethernet
- High component/design continuity
- Motherboard developed and manufactured by Siemens
- Availability for at least 5 years
- Guaranteed spare parts availability for at least 5 years

SIMATIC IPC847E – maximum expandability and industrial functionality

- Maximum expandability due to 11 free PCI/PCI Express slots for installing long expansion cards
- High thermal stability up to 50 °C ambient temperature, even at maximum processor performance
- High vibration/shock resistance thanks to special hard disk holders
- Intel Core i processors 8th Generation and Xeon
- Optional RAID5 configuration (striping with parity) in hot swap removable drive bay
- RAID1 and RAID5 configurations with additional hot spare hard disk or SSD SATA optional
- ECC memory, optional
- SSD (solid-state drive) M.2 NVMe
- Front LED concept for efficient self-diagnostics, e.g. monitoring of hard disks in RAID1 configurations, fans or the status display for Ethernet
- High component/design continuity
- Motherboard developed and manufactured by Siemens
- Availability for at least 5 years
- Guaranteed spare parts availability for at least 5 years

SIMATIC IPC1047 – maximum performance and expandability

- Maximum computing capacity due to two Intel® Xeon® CPUs
- Maximum graphic capacity

Technical specifications

Rack PC	SIMATIC IPC347E	SIMATIC IPC547G	SIMATIC IPC647E	SIMATIC IPC847E
Design				
19" rack	4 U	4 U	2 U	4 U
Housing depth	463 mm	447 mm or 357 mm	444 mm	444 mm
Prepared for telescopic rails	•	•	•	•
Horizontal/vertical installation	• / -	• / •	• / -	• / •
19" mounting bracket can be removed from outside	•	•	•	•
Tower kit (optional)	-	•	-	•
General features				
Processor	<ul style="list-style-type: none"> Intel Pentium Dual Core G3420 (2C/2T, 3.2 GHz) Intel Core i5-4570S (4C/4T, 2.9 (3.6) GHz) 	<ul style="list-style-type: none"> Intel Xeon E3-1275 v5¹⁾ (4C/8T, 3.6 (4.0) GHz) Intel Core i7-6700 (4C/8T, 3.4 (4.0) GHz) Intel Core i5-6500 (4C/4T, 3.2 (3.6) GHz) Intel Pentium G4400 (2C/2T, 3.3 GHz) 	<ul style="list-style-type: none"> Intel Xeon E-2176G (6C/12T, 3.7 (4.7) GHz) Intel Core i7-8700 (6C/12T, 3.2 (4.6) GHz) Intel Core i5-8500 (6C/6T, 3.0 (4.1) GHz) Intel Core i3-8100 (4C/4T, 3.6 GHz) 	<ul style="list-style-type: none"> Intel Xeon E-2176G (6C/12T, 3.7 (4.7) GHz) Intel Core i7-8700 (6C/12T, 3.2 (4.6) GHz) Intel Core i5-8500 (6C/6T, 3.0 (4.1) GHz) Intel Core i3-8100 (4C/4T, 3.6 GHz)
Main memory	<ul style="list-style-type: none"> 2/4/8 GB, expandable up to 16 GB 	<ul style="list-style-type: none"> 4 GB, expandable up to 64 GB¹⁾ 	<ul style="list-style-type: none"> 4 GB, expandable up to 64 GB, optional ECC 	<ul style="list-style-type: none"> 4 GB, expandable up to 64 GB, optional ECC
Slots for expansions (all lengths up to 312 mm)	7 slots: <ul style="list-style-type: none"> 1 x PCI Express x16 (16 lanes) 1 x PCI Express x8 (2 lanes) 1 x PCI x1 (1 lane) 4 x PCI 	7 slots: <ul style="list-style-type: none"> 1 x PCI Express x16 (16 lanes) 1 x PCI Express x16 (4 lanes)¹⁾ 1 x PCI Express x8 (1 lane) 1 x PCI Express x4 (4 lanes)¹⁾ 1 x PCI Express x4 (1 lane) 2 x PCI or 7 slots: <ul style="list-style-type: none"> 1 x PCI Express x16 (16 lanes) 1 x PCI Express x16 (1 lane) 1 x PCI Express x8 (1 lane) 2 x PCI Express x4 (1 lane) 2 x PCI 	2 slots: <ul style="list-style-type: none"> 1 x PCI-Express (x16) (16 lanes) 1 x PCI-Express (x16) (4 lanes) or 4 slots: <ul style="list-style-type: none"> 2x PCI 2x PCI-Express (x16) (8 lanes) or 4 slots: <ul style="list-style-type: none"> 2x PCI-Express (x16) (8 lanes) 1x PCI-Express (x16) (4 lanes) 1x PCI-Express (x16) (1 lane) 	9 slots: <ul style="list-style-type: none"> 7x PCI 2x PCI-Express (x16) (8 lanes) or 11 slots: <ul style="list-style-type: none"> 3x PCI 1x PCI-Express (x16) (8 lanes) 5x PCI-Express (x16) (4 lanes) 2x PCI-Express (x4) (4 lanes) or 11 slots: <ul style="list-style-type: none"> 3x PCI 1x PCI-Express (x16) (16 lanes) 3x PCI-Express (x16) (4 lanes) 2x PCI-Express (x16) (1 lane) 2x PCI-Express (x4) (4 lanes)
Onboard graphics	<ul style="list-style-type: none"> 1 x DVI-D 1 x VGA 	<ul style="list-style-type: none"> 1 x or 2 x¹⁾ DisplayPort (VGA/DVI-D via DP adapter cable, optional) 1 x DVI-D 	<ul style="list-style-type: none"> 2 x DisplayPort (VGA/DVI-D via DP adapter cable, optional) 1 x DVI-D 	<ul style="list-style-type: none"> 2 x DisplayPort (VGA/DVI-D via DP adapter cable, optional) 1 x DVI-D
Graphics card (optional)	-	Graphics card NVIDIA NVS 315 PCIe x16, dual head (2x DVI-D/VGA via adapter)	Graphics card NVIDIA Quadro P400 PCIe x16, triple head (3x mini DisplayPort, DisplayPort/DVI-D/VGA via adapter)	Graphics card NVIDIA Quadro P400 PCIe x16, triple head (3x mini DisplayPort, DisplayPort/DVI-D/VGA via adapter)
Operating system				
None	•	•	•	•
Preinstalled and activated, supplied on restore medium	<ul style="list-style-type: none"> Windows 7 Ultimate, multi-language (64-bit) 	<ul style="list-style-type: none"> Windows 7 Ultimate, multi-language (32-bit/64-bit) Windows 10 Enterprise 2016, LTSB, multi-language (64-bit) Windows 10 Enterprise 2015, LTSB, multi-language (64-bit) Windows Server 2008 R2 incl. 5 clients, multi-language (64-bit) Windows Server 2012 R2 incl. 5 clients, multi-language (64-bit) Windows Server 2016 incl. 5 clients, multi-language (64-bit) 	<ul style="list-style-type: none"> Windows 10 Enterprise 2016, LTSB, multi-language, (64-bit) Windows Server 2016 Standard Edition incl. 5 clients, multi-language (64-bit) 	<ul style="list-style-type: none"> Windows 10 Enterprise 2016, LTSB, multi-language, (64-bit) Windows Server 2016 Standard Edition incl. 5 clients, multi-language (64-bit)
Project-specific on request	-	<ul style="list-style-type: none"> Linux³⁾ Other 	-	-

PC-based Automation

Industrial PC

Rack PC

Technical specifications (continued)

Rack PC	SIMATIC IPC347E	SIMATIC IPC547G	SIMATIC IPC647E	SIMATIC IPC847E
Interfaces				
Ethernet	2 x Realtek 10/100/1 000 Mbps (RJ45)	2 x Intel 10/100/1 000 Mbps (RJ45, teaming-capable)	3 x Intel 10/100/1 000 Mbps (RJ45, teaming-capable)	3 x Intel 10/100/1 000 Mbps (RJ45, teaming-capable)
USB 3.0 / 3.1 Gen.1 (high current)	2 x type A on the rear	6 x ¹⁾ or 4 x type A, 2 of which at front	2 x type A on the front	2 x type A on the front
USB 3.1 Gen. 2 (high current)			4x type A, 2x type C on the rear; 1x type A internal, e.g. for software dongle with optional interlocking;	
USB 2.0 (high current)	5 x type A, of which 2 x on the front 1 x type A internal, 2 x type A on the rear	4 x type A on the rear, 1 x internal ¹⁾ e.g. for software dongle with optional lock	-	-
VGA	•	• optionally via DP adapter cable		
DVI	•	•	•	•
DisplayPort	-	•	•	•
COM port (serial)	-	COM1, COM2 (optional)	COM1, COM2 (optional)	COM1, COM2 (optional)
LPT port (parallel)	-	LPT1 (optional)	-	-
PS/2	•	•	-	-
Audio	•	•	•	•
Drives				
SATA hard disks				
• Internal installation	•	•	•	•
• Installation at the front in the removable drive bay	-	•	•	•
• Internal installation in drive cage (shock and vibration-damped)	-	•	•	•
RAID1/5 configuration with onboard RAID with SATA hard disks	-	• ¹⁾ / • ¹⁾	• / -	• / •
RAID configuration with additional hot spare hard disk	-	• ¹⁾	-	•
SSD (solid-state drive) SATA	•	•	•	•
RAID1 configuration with solid-state drive, SATA	-	• ¹⁾	•	•
SSD (solid-state drive), M.2 NVMe	-	-	•	•
Optical drives				
DVD±R/RW	-	• (Slim)	-	-
Power supply				
Standard AC	•	• (with fan monitoring)	• (with fan monitoring)	• (with fan monitoring)
Redundant AC (optional)	-	•	• (with module monitoring)	• (with module monitoring)
Ambient conditions ⁴⁾				
Vibration/shock load during operation	- / -	0.2 g/1 g	0.5 g/5 g	0.5 g/5 g
Ambient temperature during operation	With maximum configuration: 5 ... 40 °C	With maximum configuration: 0 ... 40 °C	With maximum configuration: 0 ... +50 °C	With maximum configuration: 0 ... +50 °C

• Available

- Not available

¹⁾ Only with mainboard with C236 chipset

²⁾ Limitation regarding ambient temperature.

³⁾ Suitable for specific Linux versions in accordance with the specifications in the Siemens manufacturer's declaration "Suitable for Linux" (Linux is a trademark owned by Linus Torvald); see also: <http://support.automation.siemens.com/WWW/view/en/10805661/134200>

⁴⁾ Restrictions when using DVD±R/RW, SAS HDDs, SATA Enterprise HDDs and hard disks in removable drive bay

Additional information is available on the Internet at:

<http://www.siemens.com/simatic-pc>

Overview



SIMATIC IPC347E

The SIMATIC IPC347E is an industrial PC in 19" rack design (4U).

It offers:

- Optimized price
- High performance
- Intel Core i technology of the 4th Generation

Technical specifications

Article number	6AG4012-1AA10-0XX0	6AG4012-1AA21-0XX0	6AG4012-1CA21-0XX0	6AG4012-1CA21-0BX0	6AG4012-1AA21-0BX0	6AG4012-1CB31-0BX0	6AG4012-1CE31-0BX0
	SIMATIC IPC347E (Rack PC, 19", 4U)	SIMATIC IPC347E (Rack PC, 19", 4U)	SIMATIC IPC347E (Rack PC, 19", 4U)	SIMATIC IPC347E (Rack PC, 19", 4U)	SIMATIC IPC347E (Rack PC, 19", 4U)	SIMATIC IPC347E (Rack PC, 19", 4U)	SIMATIC IPC347E (Rack PC, 19", 4U)
Installation type/mounting							
Mounting	For horizontal rack mounting						
Design	Rack PC, 19", 4U						
Rack mounting	Yes	Yes	Yes	Yes	Yes	Yes	Yes
Supply voltage							
Type of supply voltage	100 - 240 V AC	100 - 240 V AC	100 - 240 V AC	100 - 240 V AC	100 - 240 V AC	100 - 240 V AC	100 - 240 V AC
Line frequency							
• Rated value 50 Hz	Yes	Yes	Yes	Yes	Yes	Yes	Yes
• Rated value 60 Hz	Yes	Yes	Yes	Yes	Yes	Yes	Yes
Processor							
Processor type	Pentium Dual Core G3420 (2C/2T, 3.2 GHz, 3 MB Cache)	Pentium Dual Core G3420 (2C/2T, 3.2 GHz, 3 MB Cache)	Core i5-4570S (4C/4T, 2.9 (3.6) GHz, 6 MB Cache)	Core i5-4570S (4C/4T, 2.9 (3.6) GHz, 6 MB Cache)	Pentium Dual Core G3420 (2C/2T, 3.2 GHz, 3 MB Cache)	Core i5-4570S (4C/4T, 2.9 (3.6) GHz, 6 MB Cache)	Core i5-4570S (4C/4T, 2.9 (3.6) GHz, 6 MB Cache)
Drives							
Hard disk	500 GB HDD	500 GB HDD	500 GB HDD	500 GB HDD	500 GB HDD	1 TB HDD	
SSD							Yes; 256 GB
Memory							
Type of memory	DDR3-SDRAM	DDR3-SDRAM	DDR3-SDRAM	DDR3-SDRAM	DDR3-SDRAM	DDR3-SDRAM	DDR3-SDRAM
Main memory	2 GB (pre-installed), support up to 16 GB	4 GB (pre-installed), support up to 16 GB	4 GB (pre-installed), support up to 16 GB	4 GB (pre-installed), support up to 16 GB	4 GB (pre-installed), support up to 16 GB	8 GB (Pre-installed), support up to 16 GB	8 GB (Pre-installed), support up to 16 GB
Capacity of main memory, max.	2 Gbyte	4 Gbyte	4 Gbyte	4 Gbyte	4 Gbyte		
Hardware configuration							
Slots							
• free slots	4x PCI, 1x PCIe (x1), 1x PCIe (x8) (2 Lanes), 1x PCIe (x16) (16 Lanes)						

PC-based Automation

Industrial PC

Rack PC

SIMATIC IPC347E

Technical specifications (continued)

Article number	6AG4012-1AA10-0XX0	6AG4012-1AA21-0XX0	6AG4012-1CA21-0XX0	6AG4012-1CA21-0BX0	6AG4012-1AA21-0BX0	6AG4012-1CB31-0BX0	6AG4012-1CE31-0BX0
	SIMATIC IPC347E (Rack PC, 19", 4U)	SIMATIC IPC347E (Rack PC, 19", 4U)	SIMATIC IPC347E (Rack PC, 19", 4U)	SIMATIC IPC347E (Rack PC, 19", 4U)	SIMATIC IPC347E (Rack PC, 19", 4U)	SIMATIC IPC347E (Rack PC, 19", 4U)	SIMATIC IPC347E (Rack PC, 19", 4U)
Interfaces							
Interfaces/bus type	2x Gbit Ethernet (RJ45), 1x DVI-D, 1x VGA, 4x USB 2.0 on rear, 2x USB 2.0 on front, 2x COM, 2x PS/2, Audio (Line In, Line Out, Micro)		2x Gbit Ethernet (RJ45)	2x Gbit Ethernet (RJ45), 1x DVI-D, 1x VGA, 4x USB 2.0 on rear, 2x USB 2.0 on front, 2x COM, 2x PS/2, Audio (Line In, Line Out, Micro)			
Number of industrial Ethernet interfaces	2	2	2	2	2		
USB port	2x USB 3.0 rear, 2x USB 2.0 rear,		2x USB 2.0 front,	1x USB 2.0 internal			
Connection for keyboard/mouse serial interface	2x PS/2	2x PS/2	2x PS/2		2x PS/2	2x PS/2	2x PS/2
Multimedia	2x COM ports (RS 232, RS 422, RS 485)						
• Audio In/Out	Yes	Yes	Yes	Yes	Yes	Yes	Yes
• Microphone In	Yes	Yes	Yes	Yes	Yes	Yes	Yes
Video interfaces							
• Graphics interface	1x VGA; 1x DVI-D	1x VGA; 1x DVI-D		1x VGA; 1x DVI-D	1x VGA; 1x DVI-D	1x VGA; 1x DVI-D	1x VGA; 1x DVI-D
Industrial Ethernet							
• Industrial Ethernet interface	2x Ethernet (RJ45)	2x Ethernet (RJ45)	2x Ethernet (RJ45)	2x Ethernet (RJ45)	2x Ethernet (RJ45)	2x Ethernet (RJ45)	2x Ethernet (RJ45)
- 100 Mbps	Yes	Yes	Yes	Yes	Yes	Yes	Yes
- 1000 Mbps	Yes	Yes	Yes	Yes	Yes	Yes	Yes
Integrated Functions							
Monitoring functions							
• Status LEDs	POWER, HDD	POWER, HDD	POWER, HDD	POWER, HDD	POWER, HDD	POWER, HDD	POWER, HDD
EMC							
Interference immunity against discharge of static electricity							
• Interference immunity against discharge of static electricity	±4 kV contact discharge acc. to IEC 61000-4-2; ±8 kV air discharge acc. to IEC 61000-4-2						
Interference immunity against high-frequency electromagnetic fields							
• Interference immunity against high frequency radiation	10 V/m for 80 - 1 000 MHz, 80% AM acc. to IEC 61000-4-3; 3 V/m for 1.4 - 2 GHz, 80% AM acc. to IEC 61000-4-3; 1 V/m for 2 - 2.7 GHz, 80% AM acc. to IEC 61000-4-3; 10 V for 150 kHz - 80 MHz, 80% AM acc. to IEC 61000-4-6						
Interference immunity to cable-borne interference							
• Interference immunity on supply cables	±2 kV acc. to IEC 61000-4-4, burst; ±1 kV acc. to IEC 61000-4-5, surge symmetric; ±2 kV acc. to IEC 61000-4-5, surge asymmetric						
• Interference immunity on signal cables >30m	±2 kV acc. to IEC 61000-4-4, burst; ±2 kV acc. to IEC 61000-4-5, surge; length > 30 m						
• Interference immunity on signal cables < 30m	±1 kV acc. to IEC 61000-4-4, Burst						

Technical specifications (continued)

Article number	6AG4012-1AA10-0XX0	6AG4012-1AA21-0XX0	6AG4012-1CA21-0XX0	6AG4012-1CA21-0BX0	6AG4012-1AA21-0BX0	6AG4012-1CB31-0BX0	6AG4012-1CE31-0BX0
	SIMATIC IPC347E (Rack PC, 19", 4U)	SIMATIC IPC347E (Rack PC, 19", 4U)	SIMATIC IPC347E (Rack PC, 19", 4U)	SIMATIC IPC347E (Rack PC, 19", 4U)	SIMATIC IPC347E (Rack PC, 19", 4U)	SIMATIC IPC347E (Rack PC, 19", 4U)	SIMATIC IPC347E (Rack PC, 19", 4U)
Interference immunity against voltage surge							
• asymmetric interference	±2 kV acc. to IEC 61000-4-5, surge asymmetric						
• symmetric interference	±1 kV acc. to IEC 61000-4-5, surge symmetric						
Interference immunity to magnetic fields							
• Interference immunity to magnetic fields at 50 Hz	30 A/m; to IEC 61000-4-8	30 A/m; to IEC 61000-4-8	30 A/m; to IEC 61000-4-8	30 A/m; to IEC 61000-4-8	30 A/m; to IEC 61000-4-8	30 A/m; to IEC 61000-4-8	30 A/m; to IEC 61000-4-8
Emission of conducted and non-conducted interference							
• Interference emission via line/AC current cables	IEC 61000-6-4, CISPR 22, FCC Class A	IEC 61000-6-4, CISPR 22, FCC Class A	IEC 61000-6-4, CISPR 22, FCC Class A	IEC 61000-6-4, CISPR 22, FCC Class A	IEC 61000-6-4, CISPR 22, FCC Class A	IEC 61000-6-4, CISPR 22, FCC Class A	IEC 61000-6-4, CISPR 22, FCC Class A
Compliance with line harmonic distortion limits							
• Compliance with line harmonic distortion acc. to IEC 61000-3-2, IEC 61000-3-3	Yes; EN 61000-3-2 Class D; EN 61000-3-3						
Degree and class of protection							
IP degree of protection	IP20	IP20	IP20	IP20	IP20	IP20	IP20
IP (at the front)	IP20	IP20	IP20	IP20	IP20	IP20	IP20
IP (rear)	IP20	IP20	IP20	IP20	IP20	IP20	IP20
Standards, approvals, certificates							
CE mark	Yes	Yes	Yes	Yes	Yes	Yes	Yes
UL approval	Yes	Yes	Yes	Yes	Yes	Yes	Yes
cULus	Yes	Yes	Yes	Yes	Yes	Yes	Yes
KC approval	Yes	Yes	Yes	Yes	Yes	Yes	Yes
FCC	Yes	Yes	Yes	Yes	Yes	Yes	Yes
EMC	CE, IEC 61000-6-4:2011, IEC 61000-6-2:2005	CE, EN 61000-6-4:2007 +A1:2011, EN 61000-6-2:2005	CE, EN 61000-6-4:2007 +A1:2011, EN 61000-6-2:2005	CE, EN 61000-6-4:2007 +A1:2011, EN 61000-6-2:2005	CE, EN 61000-6-4:2007 +A1:2011, EN 61000-6-2:2005	CE, EN 61000-6-4:2007 +A1:2011, EN 61000-6-2:2005	CE, EN 61000-6-4:2007 +A1:2011, EN 61000-6-2:2005
Ambient conditions							
Ambient temperature during operation							
• Ambient temperature during operation	+5 °C to +40 °C	+5 °C to +40 °C	+5 °C to +40 °C	+5 °C to +40 °C	+5 °C to +40 °C	+5 °C to +40 °C	+5 °C to +40 °C
Ambient temperature during storage/transportation							
• min.	-20 °C	-20 °C	-20 °C	-20 °C	-20 °C	-20 °C	-20 °C
• max.	60 °C	60 °C	60 °C	60 °C	60 °C	60 °C	60 °C
Relative humidity							
• Relative humidity	Tested according to IEC 60068-2-78, IEC 60068-2-30: Operation: 5% to 80% at 25 °C (no condensation), Storage: 5% to 95% at 25 °C (no condensation)						
Operating systems							
pre-installed operating system				Windows 7 Ultimate (Multi-Language) 64-bit	Yes	Windows 7 Ultimate (Multi-Language) 64-bit	Windows 7 Ultimate (Multi-Language) 64-bit
without operating system	Yes	Yes	Yes				
pre-installed operating system							
• Windows 7				Yes; Ultimate 64 bit	Yes; Ultimate 64 bit	Yes; Ultimate 64 bit, SP1	Yes; Ultimate 64 bit, SP1
Mechanics/material							
Enclosure material (front)							
• Aluminum	Yes	Yes	Yes	Yes	Yes		
Dimensions							
Width	430 mm	430 mm	430 mm	430 mm	430 mm	430 mm	430 mm
Height	177 mm	177 mm	177 mm	177 mm	177 mm	177 mm	177 mm
Depth	463 mm	463 mm	463 mm	463 mm	463 mm	463 mm	463 mm

PC-based Automation

Industrial PC

Rack PC

SIMATIC IPC347E

Ordering data

Configurations

SIMATIC IPC347E

• Configuration 1

Intel Pentium Dual Core G3420 (2C/2T, 3.2 GHz, 3 MB Cache); 500 GB HDD SATA, internal; 2 GB DDR3 SDRAM (1 x 2 GB); without operating system; 100/240 V AC industrial power supply.

Interfaces:

2 x Gbit Ethernet (RJ45),
4 x USB at the rear,
2 x USB at the front, 1 x USB internal, 1 x DVI-D, 1 x VGA,
2 x serial, 2 x PS/2, audio

• Configuration 2

Intel Pentium Dual Core G3420 (2C/2T, 3.2 GHz, 3 MB Cache); 500 GB HDD SATA, internal; 4 GB DDR3 SDRAM (1 x 4 GB); DVD±RW; without operating system; 100/240 V AC industrial power supply.

Interfaces:

2 x Gbit Ethernet (RJ45),
4 x USB at the rear,
2 x USB at the front, 1 x USB internal, 1 x DVI-D, 1 x VGA,
2 x serial, 2 x PS/2, audio

• Configuration 3

Intel Core i5-4570S (4C/4T, to 3.6 GHz, 6 MB Cache); 500 GB HDD SATA, internal; 4 GB DDR3 SDRAM (1 x 4 GB); DVD±RW; without operating system; 100/240 V AC industrial power supply.

Interfaces:

2 x Gbit Ethernet (RJ45),
4 x USB at the rear,
2 x USB at the front, 1 x USB internal, 1 x DVI-D, 1 x VGA,
2 x serial, 2 x PS/2, audio

• Configuration 4

Intel Core i5-4570S (4C/4T, to 3.6 GHz, 6 MB Cache); 500 GB HDD SATA, internal; 4 GB DDR3 SDRAM (1 x 4 GB); DVD±RW; Windows 7 Ultimate, 64-bit, SP1; 100/240 V AC industrial power supply.

Interfaces:

2 x Gbit Ethernet (RJ45),
4 x USB at the rear,
2 x USB at the front, 1 x USB internal, 1 x DVI-D, 1 x VGA,
2 x serial, 2 x PS/2, audio

• Configuration 5

Intel Pentium Dual Core G3420 (2C/2T, 3.2 GHz, 3 MB Cache); 500 GB HDD SATA, internal; 4 GB DDR3 SDRAM (1 x 4 GB); DVD±RW; Windows 7 Ultimate, 64-bit, SP1; 100/240 V AC industrial power supply.

Interfaces:

2 x Gbit Ethernet (RJ45),
4 x USB at the rear,
2 x USB at the front, 1 x USB internal, 1 x DVI-D, 1 x VGA,
2 x serial, 2 x PS/2, audio

• Configuration 6

Intel Core i5-4570S (4C/4T, to 3.6 GHz, 6 MB Cache); 1 TB HDD SATA, internal; 8 GB DDR3 SDRAM (1 x 8 GB); DVD±RW; Windows 7 Ultimate, 64-bit, SP1; 100/240 V AC industrial power supply.

Interfaces:

2 x Gbit Ethernet (RJ45),
4 x USB at the rear,
2 x USB at the front, 1 x USB internal, 1 x DVI-D, 1 x VGA,
2 x serial, 2 x PS/2, audio

Article No.

6AG4012-1AA10-0XX0

6AG4012-1AA21-0XX0

6AG4012-1CA21-0XX0

6AG4012-1CA21-0BX0

6AG4012-1AA21-0BX0

6AG4012-1CB31-0BX0

Article No.

6AG4012-1CE31-0BX0

6AG4012-1AA21-0CX0

6AG4012-1CA21-0CX0

6AG4012-1CB31-0CX0

6AG4012-1CE31-0CX0

• Configuration 7

Intel Core i5-4570S (4C/4T, up to 3.6 GHz, 6 MB Cache); 256 GB SSD SATA, internal; 8 GB DDR3 SDRAM (1 x 8 GB); DVD±RW; Windows 7 Ultimate, 64-bit, SP1; 100/240 V AC industrial power supply.

Interfaces:

2 x Gbit Ethernet (RJ45),
4 x USB at the rear,
2 x USB at the front, 1 x USB internal, 1 x DVI-D, 1 x VGA,
2 x serial, 2 x PS/2, audio

• Configuration 8

Intel Pentium Dual Core G3420 (2C/2T, 3.2 GHz, 3 MB Cache); 500 GB HDD SATA, internal; 4 GB DDR3 SDRAM (1 x 4 GB); DVD±RW; Windows 10 Enterprise LTSB 2016; 100/240 V AC industrial power supply.

Interfaces:

2 x Gbit Ethernet (RJ45),
4 x USB at the rear,
2 x USB at the front, 1 x USB internal, 1 x DVI-D, 1 x VGA,
2 x serial, 2 x PS/2, audio

• Configuration 9

Intel Core i5-4570S (4C/4T, up to 3.6 GHz, 6 MB Cache); 500 GB HDD SATA, internal; 4 GB DDR3 SDRAM (1 x 4 GB); DVD±RW; Windows 10 Enterprise LTSB 2016; 100/240 V AC industrial power supply.

Interfaces:

2 x Gbit Ethernet (RJ45),
4 x USB at the rear,
2 x USB at the front, 1 x USB internal, 1 x DVI-D, 1 x VGA,
2 x serial, 2 x PS/2, audio

• Configuration 10

Intel Core i5-4570S (4C/4T, up to 3.6 GHz, 6 MB Cache); 1 TB HDD SATA, internal; 8 GB DDR3 SDRAM (1 x 8 GB); DVD±RW; Windows 10 Enterprise LTSB 2016; 100/240 V AC industrial power supply.

Interfaces:

2 x Gbit Ethernet (RJ45),
4 x USB at the rear,
2 x USB at the front, 1 x USB internal, 1 x DVI-D, 1 x VGA,
2 x serial, 2 x PS/2, audio

• Configuration 11

Intel Core i5-4570S (4C/4T, up to 3.6 GHz, 6 MB Cache); 256 GB SSD SATA, internal; 8 GB DDR3 SDRAM (1 x 8 GB); DVD±RW; Windows 10 Enterprise LTSB 2016; 100/240 V AC industrial power supply.

Interfaces:

2 x Gbit Ethernet (RJ45),
4 x USB at the rear,
2 x USB at the front, 1 x USB internal, 1 x DVI-D, 1 x VGA,
2 x serial, 2 x PS/2, audio

Note:

Software packages with SIMATIC WinCC flexible, SIMATIC WinCC RT Advanced or Professional and SIMATIC WinCC can be ordered together with the SIMATIC IPC at favorable prices.

More information under "Embedded Bundles / Packages for industrial PCs".

<http://www.siemens.com/simatic-pc>

Overview



SIMATIC IPC547G

The SIMATIC IPC547G is a rugged industrial PC in 19" rack design (4U).

It offers:

- Maximum performance
- Attractive price
- Intel Core i/Xeon technology, 6th Generation

Technical specifications

Article number	6AG4104-4....-.... SIMATIC IPC547G
Installation type/mounting	
Design	Rack PC, 19", 4U
Supply voltage	
Type of supply voltage	100/240 V AC (autorange) 50 / 60 Hz; optional redundant 100/240 V AC
Line frequency	
• Rated value 50 Hz	Yes
• Rated value 60 Hz	Yes
Mains buffering	
• Mains/voltage failure stored energy time	20 ms
Processor	
Processor type	Xeon E3-1275 v5 (4C/8T, 3.6 (4.0) GHz, 8 MB Cache); Core i7-6700 (4C/8T, 3.4 (4.0) GHz, 8 MB Cache); Core i5-6500 (4C/4T, 3.2 (3.6) GHz, 6 MB Cache); Pentium G4400 (2C/2T, 3.3 GHz, 3 MB Cache)
Chipset	Intel C236 / Intel H110
Graphic	
Graphics controller	Onboard Intel HD graphics P530 / 530 /510 integrated in processor; graphics card PCIe (x16) (dual head: 2x VGA or 2x DVI-D) (optional)
Drives	
Optical drives	DVD±R/RW (SlimLine)
Hard disk	Internal installation: 1 TB HDD, 2x 1 TB HDD, RAID1 (2x 1 TB HDD), RAID1 (2x 1 TB HDD (Enterprise)); for front mounting in low-profile removable drive bay trays (hot-swap in RAID configuration): 1 TB HDD, 2x 1 TB HDD, RAID1 (2x 1 TB HDD), RAID1 (2x 1 TB HDD (Enterprise)), RAID1 (2x 2 TB HDD (Enterprise)), RAID1 (2x 2 TB HDD (Enterprise)) + 1x 2 TB HDD (Enterprise) as hot spare, RAID1 (2x 2 TB HDD (Enterprise)) + 1x 480 GB SSD, RAID5 (3x 2 TB HDD (Enterprise)), RAID5 (3x 2 TB HDD (Enterprise)) + 1x 2 TB HDD (Enterprise) as hot spare
SSD	Yes; 1x 240 GB, 1x 480 GB SSD, 2x 480 GB SSD, RAID1 (2x 480 GB SSD)
Slot for drives	Mounted internally in vibration/ shock-absorbing hard disk support, or mounted at the front in the low-profile removable drive bay (hot-swap in RAID configurations)

PC-based Automation

Industrial PC

Rack PC

SIMATIC IPC547G

Technical specifications (continued)

Article number	6AG4104-4....-.... SIMATIC IPC547G
Memory	
Main memory	4 GB to 64 GB DDR4-2133 SDRAM
Capacity of main memory, max.	64 Gbyte
Hardware configuration	
Slots	
• free slots	7 spare slots for expansions (all long); mainboard with H110 chipset: 1x PCIe (x16) Gen 3, 1x PCIe (x16) (1 lane) Gen 2, 1x PCIe (x8) (1 lane) Gen 2, 1x PCIe (x4) (1 lane) Gen 2, 1x PCIe (x4) (1 lane) Gen 2, 2x PCI; mainboard with C236 chipset: 1x PCIe (x16) Gen 3, 1x PCIe (x16) (4 lanes) Gen 3, 1x PCIe (x8) (1 lane) Gen 3, 1x PCIe (x4) (4 lane) Gen 3, 1x PCIe (x4) (1 lane) Gen 3, 2x PCI
Interfaces	
Interfaces/bus type	Interfaces mainboard (H110 chipset): 2x Intel Gigabit Ethernet (RJ45, teaming-capable), 4x USB 3.0: 2x on rear, 2x on front, 4x USB 2.0: 4x on rear, 1x DisplayPort V1.2, 1x DVI-D, 2x PS/2, audio: Line in, line out, micro; interfaces mainboard (C236 chip set): 2x Intel Gigabit Ethernet (RJ45, teaming-capable), 6x USB 3.0: 4x on rear, 2x on front, 5x USB 2.0: 4x on rear, 1x internal e.g. for software dongle with optional interlock, 2x DisplayPort V1.2, 1x DVI-D, 1x COM1, 2x PS/2, audio: line in, line out, micro
USB port	Mainboard (H110 chipset): 4x USB 3.0: 2x on rear, 2x on front, 4x USB 2.0: 4x on rear; mainboard (C236 chipset): 6x USB 3.0: 4x on rear, 2x on front, 5x USB 2.0: 4x on rear, 1x internal e.g. for software dongle with optional interlock
Connection for keyboard/mouse serial interface	2x PS/2 COM1: 1x RS 232, COM2 (optional): 1x RS 232
parallel interface	optional LPT1
Multimedia	
• Audio In/Out	Yes
• Microphone In	Yes
Video interfaces	
• Graphics interface	2x DisplayPort and 1x DVI-D onboard; 1x VGA via DP-VGA adapter cable (optional); graphics card PCIe (x16), Dual Head (2x VGA or 2x DVI-D), 1 GB graphics memory (optional)
Industrial Ethernet	
• Industrial Ethernet interface	2x Ethernet (RJ45)
- 100 Mbps	Yes
- 1000 Mbps	Yes

Article number	6AG4104-4....-.... SIMATIC IPC547G
Integrated Functions	
Monitoring functions	
• Temperature monitoring	Yes
• Watchdog	Yes
• Status LEDs	POWER, HDD, TEMP, FAN, HDD0 ALARM, HDD1 ALARM, HDD2 ALARM, HDD3 ALARM
• Fan	Yes
• Monitoring function via network	Optional
EMC	
Interference immunity against discharge of static electricity	
• Interference immunity against discharge of static electricity	±4 kV contact discharge acc. to IEC 61000-4-2; ±8 kV air discharge acc. to IEC 61000-4-2
Interference immunity against high-frequency electromagnetic fields	
• Interference immunity against high frequency radiation	10 V/m for 80 - 1 000 MHz, 80% AM acc. to IEC 61000-4-3; 3 V/m for 1.4 - 2 GHz, 80% AM acc. to IEC 61000-4-3; 1 V/m for 2 - 2.7 GHz, 80% AM acc. to IEC 61000-4-3; 10 V for 150 kHz - 80 MHz, 80% AM acc. to IEC 61000-4-6
Interference immunity to cable-borne interference	
• Interference immunity on supply cables	±2 kV acc. to IEC 61000-4-4, burst; ±1 kV acc. to IEC 61000-4-5, surge symmetric; ±2 kV acc. to IEC 61000-4-5, surge asymmetric
• Interference immunity on signal cables >30m	±2 kV acc. to IEC 61000-4-4, burst; ±2 kV acc. to IEC 61000-4-5, surge
• Interference immunity on signal cables < 30m	±1 kV acc. to IEC 61000-4-4, Burst
Interference immunity against voltage surge	
• asymmetric interference	±2 kV acc. to IEC 61000-4-5, surge asymmetric
• symmetric interference	±1 kV acc. to IEC 61000-4-5, surge symmetric
Interference immunity to magnetic fields	
• Interference immunity to magnetic fields at 50 Hz	30 A/m; to IEC 61000-4-8
Emission of conducted and non-conducted interference	
• Interference emission via line/AC current cables	EN 61000-6-3, FCC Class A, EN 61000-6-4, CISPR 22, EN 55022 Class B, EN 61000-3-2 Class D, EN 61000-3-3
Degree and class of protection	
IP (at the front)	IP30
IP (rear)	IP20

Technical specifications (continued)

Article number	6AG4104-4....-.... SIMATIC IPC547G
Standards, approvals, certificates	
CE mark	Yes; For use in industrial areas as well as domestic, business and commercial environments (emitted interference: EN 61000-6-3:2007 +A1:2011, noise immunity: EN 61000-6-2:2005)
CSA approval	Yes; Included in cULus
UL approval	Yes
cULus	Yes; UL 60950-1, file number E115352
RCM (formerly C-TICK)	Yes
KC approval	Yes
EAC (formerly Gost-R)	Yes
EMC	CE, EN 61000-6-3:2007 +A1:2011, EN 61000-6-2:2005
Dust protection	With front door closed: G2 EN 779, 99% of particles > 0.5 mm are filtered
Ambient conditions	
Ambient temperature during operation	
• Ambient temperature during operation	0 °C to +40 °C in full configuration (no burner mode), at +5 °C to +35 °C without limitation
Ambient temperature during storage/transportation	
• min.	-20 °C
• max.	60 °C
Relative humidity	
• Relative humidity	Tested according to IEC 60068-2-78, IEC 60068-2-30: Operation: 5 % to 85 % at 30 °C (no condensation), storage / transport: 5 % to 95 % at 25 / 55 °C (no condensation)
Vibrations	
• Vibration resistance during operation acc. to IEC 60068-2-6	Tested according to IEC 60068-2-6, 10 cycles; 20 to 58 Hz: 0.015 mm; 58 to 200 Hz: 2 m/s ² (0.2 g)
Shock testing	
• Shock load during operation	Tested according to IEC 60068-2-27; half-sine: 9.8 m/s ² (1 g), 20 ms, 100 shocks per axis

Article number	6AG4104-4....-.... SIMATIC IPC547G
Operating systems	
pre-installed operating system	Windows 7 Ultimate, multi-language (32-bit/64-bit), Windows 10 Enterprise 2015 LTSB, multi-language (64-bit), Windows 10 Enterprise 2016 LTSB, multi-language (64-bit), Windows Server 2008 R2 Standard Edition incl. 5 clients, multi-language (64-bit); Windows Server 2012 R2 Standard Edition incl. 5 clients, multi-language (64-bit); Windows Server 2016 Standard Edition incl. 5 clients, multi-language (64-bit)
Additional info on operating system	Multi-Language User Interface (MUI): 5 languages (English, German, French, Spanish, Italian)
without operating system	Yes
Dimensions	
Width	430 mm
Height	177 mm; 4U
Depth	446 mm; Device with short enclosure: 356 mm

PC-based Automation

Industrial PC

Rack PC

SIMATIC IPC547G

Ordering data

Article No.

SIMATIC IPC547G

Rack PC, 19", 4 U

Interfaces:

2 x USB 3.0 at the front,
2 x Gbit Ethernet, 2 x PS/2, audio;
slots: 5 x PCI Express, 2 x PCI;
temperature and fan monitoring;
watchdog; card retainer

Processors and mainboards

- Pentium G4400
(2C/2T, 3.3 GHz, 3 MB Cache);
mainboard (chipset H110,
1 x DVI-D, 1 x DisplayPort V1.2,
2 x USB 3.0 & 4 x USB 2.0
at the rear)
- Core i5-6500
(4C/4T, 3.2 (3.6) GHz,
6 MB Cache);
mainboard (chipset H110,
1 x DVI-D, 1 x DisplayPort V1.2,
2 x USB 3.0 & 4 x USB 2.0
at the rear)
- Core i7-6700
(4C/8T, 3.4 (4.0) GHz,
8 MB Cache);
mainboard (chipset H110,
1 x DVI-D, 1 x DisplayPort V1.2,
2 x USB 3.0 & 4 x USB 2.0
at the rear)
- Pentium G4400
(2C/2T, 3.3 GHz, 3 MB Cache);
mainboard (chipset C236,
1 x DVI-D, 2 x DisplayPort V1.2,
4 x USB 3.0 & 4 x USB 2.0
at the rear, 1 x USB 2.0 internal,
1 x COM1; RAID onboard)
- Core i5-6500
(4C/4T, 3.2 (3.6) GHz,
6 MB Cache, iAMT);
mainboard (chipset C236,
1 x DVI-D, 2 x DisplayPort V1.2,
4 x USB 3.0 & 4 x USB 2.0
at the rear, 1 x USB 2.0 internal,
1 x COM1; RAID onboard)
- Core i7-6700
(4C/8T, 3.4 (4.0) GHz,
8 MB Cache, iAMT);
mainboard (chipset C236,
1 x DVI-D, 2 x DisplayPort V1.2,
4 x USB 3.0 & 4 x USB 2.0
at the rear, 1 x USB 2.0 internal,
1 x COM1; RAID onboard)
- Xeon E3-1275 v5
(4C/8T, 3.6 (4.0) GHz,
8 MB Cache, iAMT);
mainboard (chipset C236,
1 x DVI-D, 2 x DisplayPort V1.2,
4 x USB 3.0 & 4 x USB 2.0
at the rear, 1 x USB 2.0 internal,
1 x COM1; RAID onboard)

6AG4104- 4 ■ ■ ■ ■ - ■ ■ ■ ■

A

C

D

E

G

H

J

Article No.

SIMATIC IPC547G

Drives (SATA)

- 1 x 1 TB HDD, internal
(0.2 g vibration, 1 g shock)
- 2 x 1 TB HDD, internal
(0.2 g vibration, 1 g shock)
- 1 x 240 GB SSD, internal
- 1 x 480 GB SSD, internal
- 2 x 480 GB SSD, internal
- RAID1, 1 TB (2 x 1 TB HDD),
internal (0.2 g vibration,
1 g shock)¹⁾
- RAID1, 1 TB (2 x 1 TB HDD
[Enterprise]), internal
(0.2 g vibration, 1 g shock)¹⁾
- 1 x 1 TB HDD in removable drive
bay, on the front²⁾
- 2 x 1 TB HDD in removable drive
bay, on the front²⁾
- 1 x 480 GB SSD in removable
drive bay, on the front²⁾
- 2 x 480 GB SSD in removable
drive bay, on the front²⁾
- RAID1, 480 GB (2 x 480 GB SSD)
in removable drive bay,
hot-swappable, on the front¹⁾²⁾
- RAID1, 1 TB (2 x 1 TB HDD)
in removable drive bay,
hot-swappable, on the front¹⁾²⁾
- RAID1, 1 TB (2 x 1 TB HDD
[Enterprise]) in removable drive
bay, hot-swappable,
on the front¹⁾²⁾
- RAID1, 2 TB (2 x 2 TB HDD
[Enterprise]) in removable drive
bay, hot-swappable,
on the front¹⁾²⁾
- RAID1, 2 TB (2 x 2 TB HDD
[Enterprise]) in removable drive
bay, hot-swappable + 1 x 2 TB
HDD [Enterprise] as hot spare
in removable drive bay,
on the front¹⁾²⁾
- RAID1, 2 TB (2 x 2 TB HDD
[Enterprise]) in removable drive
bay, hot-swappable + 1x 480 GB
SSD in removable drive bay,
on the front (operating system
installed on SSD if configured)¹⁾²⁾
- RAID5, 4 TB (3 x 2 TB HDD
[Enterprise]) in removable drive
bay, hot-swappable,
on the front¹⁾²⁾
- RAID5, 4 TB (3 x 2 TB HDD
[Enterprise]) in removable drive
bay, hot-swappable + 1 x 2 TB
HDD [Enterprise] as hot spare
in removable drive bay,
on the front; (up to +35°C)¹⁾²⁾

6AG4104- 4 ■ ■ ■ ■ - ■ ■ ■ ■

A

B

C

D

E

F

G

H

J

K

L

M

N

P

Q

R

S

T

U

PC-based Automation

Industrial PC

Rack PC

SIMATIC IPC547G**Ordering data****Article No.***Preferred types (available at short notice from stock)***SIMATIC IPC547G
(Rack PC, 19", 4 U)****Configuration 1**

- Pentium G4400 (2C/2T, 3.3 GHz, 3 MB Cache)
- Mainboard with chipset H110
1x 1 TB HDD, internal
- 4 GB DDR4 SDRAM (1x 4 GB)
- Painted enclosure
- 100/240 V AC industrial power supply
- Serial (COM2) + parallel (LPT)
- Without power supply cord

6AG4104-4AA05-3XX0**Configuration 2**

- Core i5-6500 (4C/4T, 3.2 (3.6) GHz, 6 MB Cache, iAMT)
- Mainboard with C236 chipset
- RAID1, 1 TB (2x 1 TB HDD) in removable tray, hot-swappable, on the front
- 8 GB DDR4 SDRAM (2x 4 GB), dual channel
- Painted enclosure
- 100/240 V AC industrial power supply
- DVD +/-RW (slim)
- Serial (COM2) + parallel (LPT)
- Adapter cable DP to VGA for onboard graphics
- Windows 7 Ultimate, MUI (en, de, fr, it, es), 64-bit, SP1
- Without power supply cord

6AG4104-4GN16-4BX0**Configuration 3**

- Core i7-6700 (4C/8T, 3.4 (4.0) GHz, 8 MB Cache, iAMT)
- Mainboard with C236 chipset
- RAID1, 1 TB (2x 1 TB HDD Enterprise), in removable tray, hot-swappable, on the front
- 8 GB DDR4 SDRAM (2x 4 GB), dual channel
- Painted enclosure
- 2x 100/240V AC redundant industrial power supply
- DVD +/-RW (slim)
- Serial (COM2) + parallel (LPT)
- PCIe x16 graphics card (dual head: 2x VGA/2x DVI-D), 1 GB
- Windows 7 Ultimate, MUI (en, de, fr, it, es), 64-bit, SP1
- Without power supply cord

6AG4104-4HP18-5BX0**Article No.****Accessories****Memory expansions**

- 4 GB DDR4-2133 SDRAM
- 8 GB DDR4-2133 SDRAM
- 16 GB, DDR4-2133 SDRAM

6ES7648-2AL60-0PA0**6ES7648-2AL70-0PA0****6ES7648-2AL80-0PA0****Removable drive bay**

for 3.5" hard disk or 2.5" solid-state drive, SATA (without hard disk drive/ solid-state drive)

6ES7648-0EH00-1BA0**Tower Kit IPC547G**

To convert the computer into an industrial tower PC

- Standard enclosure version
- Short enclosure version

6ES7648-1AA01-0XC0**6ES7648-1AA01-0XE0****Adapter cable**

- DisplayPort to DVI-D for onboard graphics
- DisplayPort to VGA for onboard graphics

6ES7648-3AF00-0XA0**6ES7648-3AG00-0XA0****Retainer**

For mechanically interlocking the internal USB port

6ES7648-1AA00-0XK0

Additional information is available on the Internet at:

<http://www.siemens.com/ipc547g>

Overview



SIMATIC IPC647E

The SIMATIC IPC647E is a very rugged, high-performance industrial PC in 19" rack design (2 U) with excellent industrial functionality.

It offers:

- Extreme compactness
- Extreme ruggedness
- Intel® Core® i / Xeon technology 8th Generation

Technical specifications

Article number	6AG4112-3....-.... SIMATIC IPC647E (Rack PC)
Installation type/mounting	
Mounting	For horizontal installation; prepared for telescopic rails; 19" mounting bracket can be removed externally
Design	Rack PC, 19", 2U
Supply voltage	
Type of supply voltage	100/240 V AC (autorange) 50 / 60 Hz; optional redundant 100/240 V AC
Line frequency	
• Rated value 50 Hz	Yes
• Rated value 60 Hz	Yes
Mains buffering	
• Mains/voltage failure stored energy time	20 ms
Processor	
Processor type	Intel Xeon E-2176G (6C/12T, 3.7 (4.7) GHz, 12 MB Cache, Turbo Boost 2.0, VT-x/-d technology, iAMT); Intel Core i7-8700 (6C/12T, 3.2 (4.6) GHz, 12 MB Cache, Turbo Boost 2.0, VT-x/-d technology, iAMT); Intel Core i5-8500 (6C/6T, 3.0 (4.1) GHz, 9 MB Cache, Turbo Boost 2.0, VT-x/-d technology, iAMT); Intel Core i3-8100 (4C/4T, 3.6 GHz, 6 MB Cache, VT-x/-d technology)
Chipset	Intel C246
Graphic	
Graphics controller	Onboard Intel UHD graphics P630/630 integrated in processor; graphics card NVIDIA Quadro P400 PCIe (x16) triple head (optional)
Drives	
Hard disk	1x 1 TB 3.5" SATA HDD, 2x 1 TB 3.5" SATA HDD, RAID1 2x 1 TB 3.5" SATA HDD, RAID1 2x 1 TB 3.5" SATA HDD (Enterprise), RAID1 2x 2 TB 3.5" SATA HDD (Enterprise)
SSD	Yes: 1x 480 GB 2.5" SATA SSD, 1x 960 GB 2.5" SATA SSD, 2x 480 GB 2.5" SATA SSD, RAID1 2x 480 GB 2.5" SATA SSD; 1x 512 GB M.2 NVMe SSD, 1x 1 024 GB M.2 NVMe SSD

Article number	6AG4112-3....-.... SIMATIC IPC647E (Rack PC)
Slot for drives	Mounting internally in vibration/shock-absorbing drive cage Type B or mounting on the front in removable trays (hot swap in RAID configurations) in drive cage Type A; mounting internally on the fixed drive cage optional
Memory	
Main memory	4 GB to 64 GB DDR4 2666 SDRAM DIMM, ECC optional
Capacity of main memory, max.	64 Gbyte
Hardware configuration	
Slots	
• free slots	2 slots: 1x PCI Express (x16) (16 lanes), 1x PCI Express (x16) (4 lanes) or 4 slots: 2x PCI, 2x PCI Express (x16) (8 lanes) or 4 slots: 2x PCI Express (x16) (8 lanes), 1x PCI Express (x16) (4 lanes), 1x PCI Express (x16) (1 lane); expansion modules up to 312 mm in length can be used
Interfaces	
Interfaces/bus type	1x COM1, 1x COM2 (optional), 2x DisplayPort, 1x DVI-D, audio (microphone in, line in, line out), 9x USB, 3x Gigabit Ethernet
PROFIBUS/MPI	can be implemented with plug-in card
USB port	4x USB 3.1 Gen. 2 Type A, 2x USB 3.1 Gen. 2 Type C on the rear; 1x USB 3.1 Gen. 2 Type A internally, e.g. for software dongle with optional interlock, 2x USB 3.1 Gen. 1 Type A on the front, can be used with door closed
Connection for keyboard/mouse serial interface	USB COM1: 1x RS 232, COM2 (optional): 1x RS 232
Multimedia	
• Audio In/Out	Yes
• Microphone In	Yes

PC-based Automation

Industrial PC

Rack PC

SIMATIC IPC647E

Technical specifications (continued)

Article number	6AG4112-3....-.... SIMATIC IPC647E (Rack PC)
Video interfaces	
• Graphics interface	2x DisplayPort and 1x DVI-D onboard; 1x VGA via DP-VGA adapter cable (optional); graphics card PCIe (x16), Triple Head (3x mini DisplayPort, 2 GB graphics memory, 3x mini DisplayPort to DisplayPort adapter cable) (optional)
Industrial Ethernet	
• Industrial Ethernet interface	3x Gigabit Ethernet (IE/PN), RJ45
- 100 Mbps	Yes
- 1000 Mbps	Yes
Integrated Functions	
Monitoring functions	
• Temperature monitoring	Yes
• Watchdog	Yes
• Status LEDs	POWER, HDD, ETHERNET 1, ETHERNET 2, ETHERNET 3, WATCHDOG, TEMP, FAN, HDD1 ALARM, HDD0 ALARM
• Fan	Yes
• Monitoring function via network	Optional
EMC	
Interference immunity against discharge of static electricity	
• Interference immunity against discharge of static electricity	±6 kV contact discharge acc. to IEC 61000-4-2; ±8 kV air discharge acc. to IEC 61000-4-2
Interference immunity against high-frequency electromagnetic fields	
• Interference immunity against high frequency radiation	10 V/m for 80 ... 2 700 MHz, 80% AM acc. to IEC 61000-4-3; 3 V/m for 2.7 to 6 GHz, 80% AM acc. to IEC 61000-4-3; 10 V for 10 kHz to 80 MHz, 80% AM acc. to IEC 61000-4-6
Interference immunity to cable-borne interference	
• Interference immunity on supply cables	±2 kV acc. to IEC 61000-4-4, burst; ±1 kV acc. to IEC 61000-4-5, surge symmetric; ±2 kV acc. to IEC 61000-4-5, surge asymmetric
• Interference immunity on signal cables >30m	±2 kV acc. to IEC 61000-4-5, surge, length > 30 m
• Interference immunity on signal cables < 30m	±1 kV acc. to IEC 61000-4-4; burst, length < 3 m
Interference immunity against voltage surge	
• asymmetric interference	±2 kV acc. to IEC 61000-4-5, surge asymmetric
• symmetric interference	±1 kV acc. to IEC 61000-4-5, surge symmetric
Interference immunity to magnetic fields	
• Interference immunity to magnetic fields at 50 Hz	100 A/m; to IEC 61000-4-8
Emission of conducted and non-conducted interference	
• Interference emission via line/AC current cables	EN 61000-6-3; EN 61000-6-4, CAN/CSA CISPR 22 Class B, EN 55032 Class B; FCC Class A; KN32 Class B, EN 61000-3-2 Class D; EN 61000-3-3

Article number	6AG4112-3....-.... SIMATIC IPC647E (Rack PC)
Degree and class of protection	
IP (at the front)	IP41
IP (rear)	IP20
Standards, approvals, certificates	
CE mark	Yes; For use in industrial areas as well as domestic, business and commercial environments (emitted interference: EN 61000-6-3:2007 +A1:2011, noise immunity: EN 61000-6-2:2005)
CSA approval	Yes; CAN/CSA-C22.2 No. 61010-2-201 Second Edition
UL approval	Yes; UL 61010-2-201 Second Edition, File E115352 (I.T.E.)
cULus	Yes; UL 61010-2-201 Second Edition, File E115352 (I.T.E.)
RCM (formerly C-TICK)	Yes
KC approval	Yes
EAC (formerly Gost-R)	Yes
EMC	EN 61000-6-3; EN 61000-6-4, CAN/CSA CISPR 22 Class B, EN 55032 Class B; FCC Class A; KN32 Class B, EN 61000-3-2 Class D; EN 61000-3-3
Dust protection	With front door closed: G2 EN 779, 99% of particles > 0.5 mm are filtered
Ambient conditions	
Ambient temperature during operation	
• Ambient temperature during operation	0 °C to +50 °C with full configuration
Ambient temperature during storage/transportation	
• min.	-20 °C; Max. 20 °C/h (no condensation)
• max.	60 °C
Relative humidity	
• Relative humidity	Tested according to IEC 60068-2-78, IEC 60068-2-30: Operation: 5 % to 85 % at 30 °C (no condensation), storage / transport: 5 % to 95 % at 25 / 55 °C (no condensation)
Vibrations	
• Vibration resistance during operation acc. to IEC 60068-2-6	Tested according to IEC 60068-2-6: 10 cycles, 10 Hz to 58 Hz: 0.0375 mm, 58 Hz to 500 Hz: 4.9 m/s ² (0.5 g)
Shock testing	
• Shock load during operation	Tested according to DIN IEC 60068-2-7: 50 m/s ² (5 g), 30 ms, 100 shocks
Operating systems	
pre-installed operating system	Windows 10 Enterprise 2016 LTSB, multi-language (64-bit); Windows Server 2016 Standard Edition incl. 5 clients, multi-language (64-bit)
Additional info on operating system	Multi-Language User Interface (MUI): 5 languages (English, German, French, Spanish, Italian)
without operating system	Yes
Dimensions	
Width	430 mm
Height	88 mm; 2U
Depth	444 mm

Ordering data	Article No.	Article No.	
SIMATIC IPC647E	6AG4112- 3	6AG4112- 3	
Rack PC, 19", 2 U Interfaces: 3x Gbit Ethernet (IE/PN), RJ45; 1x DVI-D; 2x DisplayPort; 1x COM1; audio; 4x USB 3.1, 2x USB 3.1 (type C) on the rear; 2x USB 3.0 on the front, 1x USB 3.1 internal. 1x M.2 slot internal; Temperature and fan monitoring, watchdog, card retainer <u>Processor / main board</u> <ul style="list-style-type: none"> Core i3-8100 (4C/4T, 3.6 GHz, 6 MB Cache, VT-d) Board 2 slots: 1x PCIe x16 (16 L), 1x PCIe x16 (4 L) Core i3-8100 (4C/4T, 3.6 GHz, 6 MB Cache, VT-d). Board 4 slots: 2x PCI, 2x PCIe x16 (8 L) Core i3-8100 (4C/4T, 3.6 GHz, 6 MB Cache, VT-d). Board 4 slots: 2x PCIe x16 (8 L), 1x PCIe x16 (4 L), 1x PCIe x16 (1 L) Core i5-8500 (6C/6T, 3.0 (4.1) GHz, 9 MB Cache, TB, VT-d, AMT). Board 2 slots: 1x PCIe x16 (16 L), 1x PCIe x16 (4 L) Core i5-8500 (6C/6T, 3.0 (4.1) GHz, 9 MB Cache, TB, VT-d, AMT). Board 4 slots: 2x PCI, 2x PCIe x16 (8 L) Core i5-8500 (6C/6T, 3.0 (4.1) GHz, 9 MB Cache, TB, VT-d, AMT). Board 4 slots: 2x PCIe x16 (8 L), 1x PCIe x16 (4 L), 1x PCIe x16 (1 L) Core i7-8700 (6C/12T, 3.2 (4.6) GHz, 12 MB Cache, TB, VT-d, AMT). Board 2 slots: 1x PCIe x16 (16 L), 1x PCIe x16 (4 L) Core i7-8700 (6C/12T, 3.2 (4.6) GHz, 12 MB Cache, TB, VT-d, AMT). Board 4 slots: 2x PCI, 2x PCIe x16 (8 L) Core i7-8700 (6C/12T, 3.2 (4.6) GHz, 12 MB Cache, TB, VT-d, AMT). Board 4 slots: 2x PCIe x16 (8 L), 1x PCIe x16 (4 L), 1x PCIe x16 (1 L) Xeon E-2176G (6C/12T, 3.7 (4.7) GHz, 12 MB Cache, TB, VT-d, AMT). Board 2 slots: 1x PCIe x16 (16 L), 1x PCIe x16 (4 L) Xeon E-2176G (6C/12T, 3.7 (4.7) GHz, 12 MB Cache, TB, VT-d, AMT). Board 4 slots: 2x PCI, 2x PCIe x16 (8 L) Xeon E-2176G (6C/12T, 3.7 (4.7) GHz, 12 MB Cache, TB, VT-d, AMT). Board 4 slots: 2x PCIe x16 (8 L), 1x PCIe x16 (4 L), 1x PCIe x16 (1 L) 	A B C D E F G H J K L M	SIMATIC IPC647E <u>Drives</u> <ul style="list-style-type: none"> 1 TB HDD 3.5" SATA 2x 1 TB HDD 3.5" SATA RAID1, 2x 1 TB HDD 3.5" SATA RAID1, 2x 1 TB HDD [Enterprise] 3.5" SATA RAID1, 2x 2 TB HDD [Enterprise] 3.5" SATA 1 TB HDD 3.5" SATA + 480 GB SSD 2.5" SATA (for operating system if M.2 SSD not ordered) 480 GB SSD 2.5" SATA 960 GB SSD 2.5" SATA 2x 480 GB SSD 2.5" SATA RAID1, 2x 480 GB SSD 2.5" SATA Without drives <u>Type of enclosure / power supplies</u> <ul style="list-style-type: none"> Enclosure with drive cage type B (for internal installation/0.5 g vibration, 5 g shock); 100/240 V AC industrial power supply Enclosure with drive cage type A (for removable frames on the front); 100/240 V AC industrial power supply Enclosure with drive cage type B (for internal installation/0.5 g vibration, 5 g shock); 2x 100/240 V AC redundant industrial power supply Enclosure with drive cage type A (for removable frames on the front); 2x 100/240 V AC redundant industrial power supply Enclosure with drive cage type B (for internal installation/0.5 g vibration, 5 g shock) + COM2 port; 100/240 V AC industrial power supply Enclosure with drive cage type A (for removable frames on the front) + COM2 port; 100/240 V AC industrial power supply Enclosure with drive cage type B (for internal installation/0.5 g vibration, 5 g shock) + COM2 port; 2x 100/240 V AC redundant industrial power supply Enclosure with drive cage type A (for removable frames on the front) + COM2 port; 2x 100/240 V AC redundant industrial power supply 	A B C D E P Q R S T X 0 1 2 3 4 5 6 7

Overview



SIMATIC IPC647D

The SIMATIC IPC647D is a very rugged, high-performance industrial PC in 19" rack design (2 U) with excellent industrial functionality.

It offers:

- Extreme compactness
- Extreme ruggedness
- Intel® Core® i/Xeon technology 4th Generation

Technical specifications

Article number	6AG4112-2....-.... SIMATIC IPC647D (Rack PC)
Installation type/mounting	
Design	Rack PC, 19", 2U
Supply voltage	
Type of supply voltage	100/240 V AC (autorange) 50 / 60 Hz; optional redundant 100/240 V AC
Line frequency	
• Rated value 50 Hz	Yes
• Rated value 60 Hz	Yes
Mains buffering	
• Mains/voltage failure stored energy time	20 ms
Processor	
Processor type	Xeon E3-1268L v3 (4C/8T, 2.3 (3.3) GHz, 8 MB Cache); Core i5-4570TE (2C/4T, 2.7 (3.3) GHz, 4 MB Cache); Core i3-4330TE (2C/4T, 2.4 GHz, 4 MB Cache)
Chipset	Intel DH82C226 PCH
Graphic	
Graphics controller	Onboard graphics controller Intel HD 4600 Graphics integrated into the processor / PCI-Express graphics card (Dual Head: 2x VGA or 2x DVI-D) in the PCIe (x16) slot (optional)
Drives	
Optical drives	DVD±R/RW (SlimLine)
Hard disk	500 GB HDD, 1 TB HDD, 2x 1 TB HDD, RAID1 (2x 1 TB HDD, mirror disks); RAID1 (2x 1 TB HDD SAS, mirror disks) with PCIe (x8) RAID controller incl. ZMCP module
SSD	Yes; 240 GB SSD; RAID1 (2x 240 GB SSD, mirror disks)
Slot for drives	Mounted internally on the fixed hard disk support, or mounted internally in vibration/shock-absorbing hard disk support, or mounted at the front in the low-profile removable drive bay (hot-swap in RAID configurations)
Memory	
Main memory	2 GB to 32 GB DDR3-1600 DIMM, ECC optional

PC-based Automation

Industrial PC

Rack PC

SIMATIC IPC647D

Technical specifications (continued)

Article number	6AG4112-2....-.... SIMATIC IPC647D (Rack PC)
Hardware configuration	
Slots	
• free slots	2x PCIe mech. (x16) (4 lanes) or 4x PCIe mech. (x16) (4 lanes / 8 lanes depending on slot) or 2x PCI, 2x PCIe mech. (x16) (8 lanes); all modules to a length of 312 mm can be used
Interfaces	
Interfaces/bus type	1x COM1, 1x COM2 (optional), 1x LPT (optional), 2x DisplayPort, 1x DVI-I, 2x PS/2, audio (Microphone In, Line Out), 7x USB, 2x Gigabit Ethernet, PROFIBUS or PROFINET optional
USB port	2x USB 3.0, 2x USB 2.0 rear, 1x USB 3.0, 1x USB 2.0 front, 1x USB 3.0 internal
Connection for keyboard/mouse serial interface	2x PS/2
parallel interface	optional LPT1
Multimedia	
• Audio In/Out	Yes
• Microphone In	Yes
Video interfaces	
• Graphics interface	2x DisplayPort and 1x DVI-I onboard; 1x VGA via DVI-VGA adapter cable (optional); graphics card PCIe (x16), Dual Head (2x VGA or 2x DVI-D), 1 GB graphics memory (optional)
Industrial Ethernet	
• Industrial Ethernet interface	2x Ethernet (RJ45)
- 100 Mbps	Yes
- 1000 Mbps	Yes
Integrated Functions	
Monitoring functions	
• Temperature monitoring	Yes
• Watchdog	Yes
• Status LEDs	POWER, HDD, ETHERNET 1, ETHERNET 2, PROFIBUS / MPI, SF PROFINET, WATCHDOG, TEMP, FAN, HDD0 ALARM, HDD1 ALARM
• Fan	Yes
• Monitoring function via network	Optional

Article number	6AG4112-2....-.... SIMATIC IPC647D (Rack PC)
EMC	
Interference immunity against discharge of static electricity	
• Interference immunity against discharge of static electricity	±6 kV contact discharge acc. to IEC 61000-4-2; ±8 kV air discharge acc. to IEC 61000-4-2
Interference immunity against high-frequency electromagnetic fields	
• Interference immunity against high frequency radiation	10 V/m for 80 - 1 000 MHz and 1.4 - 2 GHz, 80% AM acc. to IEC 61000-4-3; 3 V/m for 2 - 2.7 GHz, 80% AM acc. to IEC 61000-4-3; 10 V for 10 kHz - 80 MHz, 80% AM acc. to IEC 61000-4-6
Interference immunity to cable-borne interference	
• Interference immunity on supply cables	±2 kV acc. to IEC 61000-4-4, burst; ±1 kV acc. to IEC 61000-4-5, surge symmetric; ±2 kV acc. to IEC 61000-4-5, surge asymmetric
• Interference immunity on signal cables >30m	±2 kV acc. to IEC 61000-4-4, burst; ±2 kV acc. to IEC 61000-4-5, surge
• Interference immunity on signal cables < 30m	±1 kV acc. to IEC 61000-4-4, Burst
Interference immunity against voltage surge	
• asymmetric interference	±2 kV acc. to IEC 61000-4-5, surge asymmetric
• symmetric interference	±1 kV acc. to IEC 61000-4-5, surge symmetric
Interference immunity to magnetic fields	
• Interference immunity to magnetic fields at 50 Hz	100 A/m; to IEC 61000-4-8
Emission of conducted and non-conducted interference	
• Interference emission via line/AC current cables	EN 61000-6-3, FCC Class A, EN 61000-6-4, CISPR 22, EN 55022 Class B, EN 61000-3-2 Class D, EN 61000-3-3
Degree and class of protection	
IP (at the front)	IP41
IP (rear)	IP20

Technical specifications (continued)

Article number	6AG4112-2....-.... SIMATIC IPC647D (Rack PC)
Standards, approvals, certificates	
CE mark	Yes; For use in industrial areas as well as domestic, business and commercial environments (emitted interference: EN 61000-6-3:2007 +A1:2011, noise immunity: EN 61000-6-2:2005)
CSA approval	Yes; Included in cULus
UL approval	Yes
cULus	Yes; UL 60950-1, file number E115352
RCM (formerly C-TICK)	Yes
KC approval	Yes
EAC (formerly Gost-R)	Yes
EMC	CE, EN 61000-6-3:2007 +A1:2011, EN 61000-6-2:2005
Dust protection	With front door closed: G2 EN 779, 99% of particles > 0.5 mm are filtered
Marine approval	
• Germanischer Lloyd (GL)	Yes; Only with SSD
• American Bureau of Shipping (ABS)	Yes; Only with SSD
• Bureau Veritas (BV)	Yes; Only with SSD
• Det Norske Veritas (DNV)	Yes; Only with SSD
• Lloyds Register of Shipping (LRS)	Yes; Only with SSD
Ambient conditions	
Ambient temperature during operation	
• Ambient temperature during operation	0 ... 50 °C no ODD operation, no HDD operation in swap frame, no hardware RAID controller; 0 ... 45 °C no ODD operation, no hardware RAID controller, power loss of expansion cards in total < 55 W; 0 ... 40 °C no hardware RAID controller, power loss of the expansion cards in total < 55 W; 0 ... 35 °C no restrictions
Ambient temperature during storage/transportation	
• min.	-20 °C
• max.	60 °C
Relative humidity	
• Relative humidity	tested to IEC 60068-78, DIN IEC 68-2-30: 5 % to 80 % at 25 °C (no condensation)
Vibrations	
• Vibration resistance during operation acc. to IEC 60068-2-6	Tested according to IEC 60068-2-6: 10 cycles, 10 Hz to 58 Hz: 0.0375 mm, 58 Hz to 500 Hz: 4.9 m/s ² (0.5 g)
Shock testing	
• Shock load during operation	Tested according to IEC 60068-2-27, IEC 60068-2-29: half-sine: 50 m/s ² (5 g), 30 ms, 100 shocks per axis

Article number	6AG4112-2....-.... SIMATIC IPC647D (Rack PC)
Operating systems	
pre-installed operating system	Windows 7 Ultimate, multi-language (32-bit/64-bit), Windows 10 Enterprise 2015 LTSC, multi-language (64-bit), Windows 10 Enterprise 2016 LTSC, multi-language (64-bit), Windows Server 2008 R2 Standard Edition incl. 5 clients, multi-language (64-bit); Windows Server 2012 R2 Standard Edition incl. 5 clients, multi-language (64-bit); Windows Server 2016 Standard Edition incl. 5 clients, multi-language (64-bit)
Additional info on operating system	Multi-Language User Interface (MUI): 5 languages (English, German, French, Spanish, Italian)
without operating system	Yes
Dimensions	
Width	430 mm
Height	88 mm; 2U
Depth	444 mm

PC-based Automation

Industrial PC

Rack PC

SIMATIC IPC647D

Ordering data

Article No.

SIMATIC IPC647D

6AG4112- 2 ■ ■ ■ ■ - ■ ■ ■ ■ ■

Interfaces:

RACK PC, 19", 2 U
 Interfaces: 2 x GBIT LAN (RJ45);
 1 x DVI-I; 2 x DisplayPort;
 1 x COM; 2 x PS/2; audio;
 2 x USB 3.0, 2 x USB 2.0 at rear;
 1 x USB 3.0, 1 x USB 2.0 at front,
 1 x USB 3.0 internal;
 temperature and fan monitoring,
 watchdog, card retainer

Processor / main board

- Core i3-4330TE
 (2C/4T, 2.4 GHz, 4 MB Cache);
 mainboard without fieldbus
- Core i3-4330TE
 (2C/4T, 2.4 GHz, 4 MB, VT-x);
 mainboard with PROFIBUS/MPI
 (CP 5622-compatible)
- Core i3-4330TE
 (2C/4T, 2.4 GHz, 4 MB Cache);
 mainboard with PROFINET
 (3 x RJ45, CP 1616-compatible)
- Core i5-4570TE
 (2C/4T, 2.7 (3.3) GHz,
 4 MB Cache, TB, VT-d, AMT);
 mainboard without fieldbus
- Core i5-4570TE
 (2C/4T, 2.7 (3.3) GHz,
 4 MB Cache, TB, VT-x, VT-d,
 AMT); mainboard with PROFIBUS/
 MPI (CP 5622-compatible)
- Core i5-4570TE
 (2C/4T, 2.7 (3.3) GHz,
 4 MB Cache, TB, VT-d, AMT);
 mainboard with PROFINET
 (3 x RJ45, CP 1616-compatible)
- Xeon E3-1268L v3
 (4C/8T, 2.3 (3.3) GHz,
 8 MB Cache, TB, VT-d, AMT);
 mainboard without fieldbus
- Xeon E3-1268L v3
 (4C/8T, 2.3 (3.3) GHz,
 8 MB Cache, TB, VT-x, VT-d,
 AMT); mainboard with PROFIBUS/
 MPI (CP 5622-compatible)
- Xeon E3-1268L v3
 (4C/8T, 2.3 (3.3) GHz,
 8 MB Cache, TB, VT-d, AMT);
 mainboard with PROFINET
 (3 x RJ45, CP 1616-compatible)

D

E

F

G

H

J

K

L

M

Article No.

SIMATIC IPC647D

6AG4112- 2 ■ ■ ■ ■ - ■ ■ ■ ■ ■

Hard disks/SSD

- 500 GB HDD SATA, internal
 (0.5 g vibration, 5 g shock)
- 1 TB HDD SATA, internal
 (0.5 g vibration, 5 g shock)
- 2 x 1 TB HDD SATA, internal
 (0.5 g vibration, 5 g shock)
- RAID1, 1 TB (2 x 1 TB HDD SATA,
 mirror disks), internal
 (0.5 g vibration, 5 g shock)
- 500 GB HDD SATA in removable
 drive bay; front
- 1 TB HDD SATA in removable
 drive bay; front
- 2 x 1 TB HDD SATA in removable
 drive bay; on the front
- RAID1, 1 TB (2 x 1 TB HDD SATA,
 mirror disks) in removable drive
 bay, hot-swappable, front
- 240 GB SSD SATA, internal
- 240 GB SSD SATA in removable
 drive bay; front
- RAID1, 1 TB (2 x 1 TB HDD SAS,
 mirror disks) in removable drive
 bay, hot-swappable, on the front;
 PCIe x8 RAID controller including
 ZCMP module (2 slots occupied)
- RAID1, 240 GB (2 x 240 GB SSD
 SATA, mirror disks), in removable
 drive bay, hot swap, at the front

A

B

C

D

H

K

M

P

S

T

U

W

Memory configuration

- 2 GB DDR3 SDRAM (1 x 2 GB),
 single channel
- 4 GB DDR3 SDRAM (2 x 2 GB),
 dual channel
- 8 GB DDR3 SDRAM (2 x 4 GB),
 dual channel
- 16 GB DDR3 SDRAM (2 x 8 GB),
 dual channel
- 32 GB DDR3 SDRAM (4 x 8 GB),
 dual channel
- 8 GB DDR3 SDRAM, (2 x 4 GB),
 ECC, dual channel
- 16 GB DDR3 SDRAM, (2 x 8 GB),
 ECC, dual channel
- 32 GB DDR3 SDRAM, (4 x 8 GB),
 ECC, dual channel

1

2

3

4

5

6

7

8

Ordering data	Article No.	Article No.
SIMATIC IPC647D	6AG4112- 2 ■ ■ ■ ■ - ■ ■ ■ ■	SIMATIC IPC647D
Bus module/removable data/SSD:		6AG4112- 2 ■ ■ ■ ■ - ■ ■ ■ ■
• Bus module 2-slot: 2 x PCIe x16; without drives	0	<u>Operating system (pre-installed and activated)</u>
• Bus module 4-slot: 2 x PCI, 2 x PCIe x16; without drives	1	• Windows 7 Ultimate, 32-bit, SP1, MUI (en, de, fr, it, es) A
• Bus module 4-slot: 4 x PCIe x16; without drives	2	• Windows 7 Ultimate, 64-bit, SP1, MUI (en, de, fr, it, es) B
• Bus module 2-slot: 2 x PCIe x16; DVD±RW (slim)	3	• Windows 10 Enterprise 2015, LTSB, multi-language (en, de, fr, it, es), 64-bit C
• Bus module 4-slot: 2 x PCI, 2x PCIe x16; DVD±RW (slim)	4	• Windows 10 Enterprise 2016, LTSB, multi-language (en, de, fr, it, es), 64-bit (for Core i3/i5) D
• Bus module 4-slot: 4 x PCIe x16; DVD±RW (slim)	5	• Windows 10 Enterprise 2016, LTSB, multi-language (en, de, fr, it, es), 64-bit (for Xeon) E
• Bus module 2-slot: 2 x PCIe x16/ 1 x 240 GB SSD (for operating system), internal	6	• Windows Server 2008 R2 Standard Edition, 64-bit SP1 incl. 5 clients, multi-language (en, de, fr, it, es) F
• Bus module 4-slot: 2 x PCI, 2 x PCIe x16/1 x 240 GB SSD (for operating system), internal	7	• Windows Server 2012 R2 Standard Edition incl. 5 clients, MUI (en, de, fr, it, es), 64-bit G
• Bus module 4-slot: 4 x PCIe x16/ 1 x 240 GB SSD (for operating system), internal	8	• Windows Server 2016 Standard Edition incl. 5 clients, MUI (en, de, fr, it, es), 64-bit H
<u>Expansion hardware</u>		• Without operating system X
• Without expansions (hardware), onboard graphics;	0	<u>Expansions (software)/Security</u>
• Without expansions (hardware), onboard graphics, DVI-I adapter cable, VGA-compliant for onboard graphics;	1	• SIMATIC IPC DiagMonitor software enclosed A
• Serial (COM2) + parallel (LPT, 1 slot reserved), onboard graphics;	2	• SIMATIC IPC Image Creator software included B
• Serial (COM2) + parallel (LPT, 1 slot reserved), onboard graphics; DVI-I adapter cable, VGA-compliant for onboard graphics;	3	• SIMATIC IPC DiagMonitor and Image Creator software enclosed C
• Serial (COM2) + parallel (LPT, 1 slot reserved) + PCIe x16 Graphics Card (Dual-Head: 2 x VGA or 2 x DVI-D), 1 GB, (1 slot occupied);	4	• Without software X
• PCIe x16 graphics card (dual head: 2 x VGA or 2 x DVI-D), 1 GB, (1 slot occupied)	5	• TPM 1.2 ¹⁾ (not for China and Russia) Y
		<u>Power supply, with country-specific cable</u>
		• 110/240 V AC industrial power supply with NAMUR; power cable for Europe 0
		• 110/240 V AC industrial power supply with NAMUR; power cable for United Kingdom 1
		• 110/240 V AC industrial power supply with NAMUR; power cable for Switzerland 2
		• 110/240 V AC industrial power supply with NAMUR; power cable for the USA 3
		• 110/240 V AC industrial power supply with NAMUR; power cable for Italy 4
		• 110/240 V AC industrial power supply with NAMUR; power cable for China 5
		• 2 x 110/240 V AC redundant power supply; without power cable 6
		• 110/240 V AC industrial power supply with NAMUR; without power cable 8

¹⁾ TPM = Trusted Platform Module

Note:

Please assemble the required IPC configuration using the TIA Selection Tool or the configurator in the Industry Mall in order to ensure suitability; we do not accept any liability for configurations compiled by users themselves.

For an up-to-date overview, see the SIMATIC IPC online configurator at:

<https://www.siemens.com/ipc-configurator>

PC-based Automation

Industrial PC

Rack PC

SIMATIC IPC647D

Ordering data	Article No.	Ordering data	Article No.
Accessories		Power cable, straight, 3 m long	
Memory expansions		<ul style="list-style-type: none"> • Austria, Belgium, Finland, France, Germany, Netherlands, Spain, Sweden • United Kingdom • Switzerland • USA • Italy • China 	6ES7900-0AA00-0XA0 6ES7900-0BA00-0XA0 6ES7900-0CA00-0XA0 6ES7900-0DA00-0XA0 6ES7900-0EA00-0XA0 6ES7900-0FA00-0XA0
<ul style="list-style-type: none"> • 2 GB DDR3 1600 DIMM • 4 GB DDR3 1600 DIMM • 8 GB DDR3 1600 DIMM • 8 GB DDR3 1600 DIMM, ECC 	6ES7648-2AJ50-0MA0 6ES7648-2AJ60-0MA0 6ES7648-2AJ70-0MA0 6ES7648-2AJ70-1MA0	USB retainer	6ES7648-1AA00-0XK0
Hardware accessories		Expansion components	See Expansion components
Tray for low-profile removable drive bay	6ES7648-0EG01-1BA0	Communication products	See Expansion components
For 3.5" hard drive (SATA/SAS) and 2.5" SSD (SATA), without drive			
Filter mats	A5E02396171		
for SIMATIC IPC647D (packing unit: 10 units)			
Adapter cable			
<ul style="list-style-type: none"> • Adapter cable DisplayPort to DVI-D for onboard graphics • Adapter cable DisplayPort to VGA for onboard graphics 	6ES7648-3AF00-0XA0 6ES7648-3AG00-0XA0		

Note:

Software Packages with SIMATIC WinCC flexible, WinCC RT Advanced, SIMATIC WinCC, and SIMATIC WinAC RTX (F) can be ordered together with the SIMATIC IPC at a price advantage. More information under "Embedded Bundles/Packages for industrial PCs".

Additional information is available on the Internet at:

<http://www.siemens.com/simatic-pc>

Overview



SIMATIC IPC847E

SIMATIC IPC847E is a very robust, high-performance industrial PC in 19" rack design (4 U) with excellent industrial functionality.

It offers:

- Maximum expandability
- Extreme ruggedness
- Intel® Core® i / Xeon technology 8th Generation

Technical specifications

Article number	6AG4114-3....-.... SIMATIC IPC847E (Rack PC)
Installation type/mounting	
Mounting	For horizontal and vertical installation; prepared for telescopic rails; 19" mounting bracket can be removed externally; tower kit (optional)
Design	Rack PC, 19", 4U
Supply voltage	
Type of supply voltage	100/240 V AC (autorange) 50 / 60 Hz; optional redundant 100/240 V AC
Line frequency	
• Rated value 50 Hz	Yes
• Rated value 60 Hz	Yes
Mains buffering	
• Mains/voltage failure stored energy time	20 ms
Processor	
Processor type	Intel Xeon E-2176G (6C/12T, 3.7 (4.7) GHz, 12 MB Cache, Turbo Boost 2.0, VT-x/-d technology, iAMT); Intel Core i7-8700 (6C/12T, 3.2 (4.6) GHz, 12 MB Cache, Turbo Boost 2.0, VT-x/-d technology, iAMT); Intel Core i5-8500 (6C/6T, 3.0 (4.1) GHz, 9 MB Cache, Turbo Boost 2.0, VT-x/-d technology, iAMT); Intel Core i3-8100 (4C/4T, 3.6 GHz, 6 MB Cache, VT-x/-d technology)
Chipset	Intel C246
Graphic	
Graphics controller	Onboard Intel UHD graphics P630/630 integrated in processor; graphics card NVIDIA Quadro P400 PCIe (x16) triple head (optional)

PC-based Automation

Industrial PC

Rack PC

SIMATIC IPC847E**Technical specifications** (continued)

Article number	6AG4114-3....-.... SIMATIC IPC847E (Rack PC)
Drives	
Hard disk	1x 1 TB 3.5" SATA HDD, 2x 1 TB 3.5" SATA HDD, RAID1 2x 1 TB 3.5" SATA HDD, RAID1 2x 1 TB 3.5" SATA HDD [Enterprise], RAID1 2x 2 TB 3.5" SATA HDD [Enterprise], RAID1 2x 2 TB 3.5" SATA HDD [Enterprise] + 2 TB 3.5" SATA HDD [Enterprise] as hot spare, RAID1 2x 2 TB 3.5" SATA HDD [Enterprise] + 480 GB 2.5" SATA SSD, RAID5 3x 2 TB 3.5" SATA HDD [Enterprise], RAID5 3x 2 TB 3.5" SATA HDD [Enterprise] + 2 TB 3.5" SATA HDD [Enterprise] as hot spare
SSD	Yes; 1x 480 GB 2.5" SATA SSD, 1x 960 GB 2.5" SATA SSD, 2x 480 GB 2.5" SATA SSD, RAID1 2x 480 GB 2.5" SATA SSD; 1x 512 GB M.2 NVMe SSD, 1x 1 024 GB M.2 NVMe SSD
Slot for drives	Mounting internally in vibration/ shock-absorbing drive cage Type B or mounting on the front in removable trays (hot swap in RAID configurations) in drive cage Type A; mounting internally on the fixed drive cage optional
Memory	
Main memory	4 GB to 64 GB DDR4 2666 SDRAM DIMM, ECC optional
Capacity of main memory, max.	64 Gbyte
Hardware configuration	
Slots	
• free slots	9 slots: 7x PCI, 2x PCI Express (x16) (8 lanes) or 11 slots: 3x PCI, 1x PCI Express (x16) (8 lanes), 5x PCI Express (x16) (4 lanes), 2x PCI Express (x4) (4 lanes) or 11 slots: 3x PCI, 1x PCI Express (x16) (16 lanes), 3x PCI Express (x16) (4 lanes), 2x PCI Express (x16) (1 lane), 2x PCI Express (x4) (4 lanes); expansion modules up to a length of 312 mm can be used

Article number	6AG4114-3....-.... SIMATIC IPC847E (Rack PC)
Interfaces	
Interfaces/bus type	1x COM1, 1x COM2 (optional), 2x DisplayPort, 1x DVI-D, audio (microphone in, line in, line out), 9x USB, 3x Gigabit Ethernet
PROFIBUS/MPI	can be implemented with plug-in card
USB port	4x USB 3.1 Gen. 2 Type A, 2x USB 3.1 Gen. 2 Type C on the rear; 1x USB 3.1 Gen. 2 Type A internally, e.g. for software dongle with optional interlock, 2x USB 3.1 Gen. 1 Type A on the front, can be used with door closed
Connection for keyboard/mouse serial interface	USB COM1: 1x RS 232, COM2 (optional): 1x RS 232
Multimedia	• Audio In/Out • Microphone In
Video interfaces	
• Graphics interface	2x DisplayPort and 1x DVI-D onboard; 1x VGA via DP-VGA adapter cable (optional); graphics card PCIe (x16), Triple Head (3x mini DisplayPort, 2 GB graphics memory, 3x mini DisplayPort to DisplayPort adapter cable) (optional)
Industrial Ethernet	
• Industrial Ethernet interface	3x Gigabit Ethernet (IE/PN), RJ45
- 100 Mbps	Yes
- 1000 Mbps	Yes
Integrated Functions	
Monitoring functions	
• Temperature monitoring	Yes
• Watchdog	Yes
• Status LEDs	POWER, HDD, ETHERNET 1, ETHERNET 2, ETHERNET 3, WATCHDOG, TEMP, FAN, HDD3 ALARM, HDD2 ALARM, HDD1 ALARM, HDD0 ALARM
• Fan	Yes
• Monitoring function via network	Optional

Technical specifications (continued)

Article number	6AG4114-3....-.... SIMATIC IPC847E (Rack PC)	Article number	6AG4114-3....-.... SIMATIC IPC847E (Rack PC)
EMC		Standards, approvals, certificates	
Interference immunity against discharge of static electricity		CE mark	Yes; For use in industrial areas as well as domestic, business and commercial environments (emitted interference: EN 61000-6-3:2007 +A1:2011, noise immunity: EN 61000-6-2:2005)
<ul style="list-style-type: none"> Interference immunity against discharge of static electricity 	±6 kV contact discharge acc. to IEC 61000-4-2; ±8 kV air discharge acc. to IEC 61000-4-2	CSA approval	Yes; CAN/CSA-C22.2 No. 61010-2-201 Second Edition
Interference immunity against high-frequency electromagnetic fields		UL approval	Yes; UL 61010-2-201 Second Edition, File E115352 (I.T.E.)
<ul style="list-style-type: none"> Interference immunity against high frequency radiation 	10 V/m for 80 ... 2 700 MHz, 80% AM acc. to IEC 61000-4-3; 3 V/m for 2.7 to 6 GHz, 80% AM acc. to IEC 61000-4-3; 10 V for 10 kHz to 80 MHz, 80% AM acc. to IEC 61000-4-6	cULus	Yes; UL 61010-2-201 Second Edition, File E115352 (I.T.E.)
Interference immunity to cable-borne interference		RCM (formerly C-TICK)	Yes
<ul style="list-style-type: none"> Interference immunity on supply cables 	±2 kV acc. to IEC 61000-4-4, burst; ±1 kV acc. to IEC 61000-4-5, surge symmetric; ±2 kV acc. to IEC 61000-4-5, surge asymmetric	KC approval	Yes
<ul style="list-style-type: none"> Interference immunity on signal cables >30m 	±2 kV acc. to IEC 61000-4-5, surge, length > 30 m	EAC (formerly Gost-R)	Yes
<ul style="list-style-type: none"> Interference immunity on signal cables < 30m 	±1 kV acc. to IEC 61000-4-4; burst, length < 3 m	EMC	EN 61000-6-3; EN 61000-6-4, CAN/CSA CISPR 22 Class B, EN 55032 Class B; FCC Class A; KN32 Class B, EN 61000-3-2 Class D; EN 61000-3-3
Interference immunity against voltage surge		Dust protection	With front door closed: G2 EN 779, 99% of particles > 0.5 mm are filtered
<ul style="list-style-type: none"> asymmetric interference 	±2 kV acc. to IEC 61000-4-5, surge asymmetric	Ambient conditions	
<ul style="list-style-type: none"> symmetric interference 	±1 kV acc. to IEC 61000-4-5, surge symmetric	Ambient temperature during operation	
Interference immunity to magnetic fields		<ul style="list-style-type: none"> Ambient temperature during operation 	0 °C to +50 °C with full configuration
<ul style="list-style-type: none"> Interference immunity to magnetic fields at 50 Hz 	100 A/m; to IEC 61000-4-8	Ambient temperature during storage/transportation	
Emission of conducted and non-conducted interference		<ul style="list-style-type: none"> min. 	-20 °C; Max. 20 °C/h (no condensation)
<ul style="list-style-type: none"> Interference emission via line/AC current cables 	EN 61000-6-3; EN 61000-6-4, CAN/CSA CISPR 22 Class B, EN 55032 Class B; FCC Class A; KN32 Class B, EN 61000-3-2 Class D; EN 61000-3-3	<ul style="list-style-type: none"> max. 	60 °C
Degree and class of protection		Relative humidity	
IP (at the front)	IP41	<ul style="list-style-type: none"> Relative humidity 	Tested according to IEC 60068-2-78, IEC 60068-2-30: Operation: 5 % to 85 % at 30 °C (no condensation), storage / transport: 5 % to 95 % at 25 / 55 °C (no condensation)
IP (rear)	IP20	Vibrations	
		<ul style="list-style-type: none"> Vibration resistance during operation acc. to IEC 60068-2-6 	Tested according to IEC 60068-2-6: 10 cycles, 10 Hz to 58 Hz: 0.0375 mm, 58 Hz to 500 Hz: 4.9 m/s ² (0.5 g)
		Shock testing	
		<ul style="list-style-type: none"> Shock load during operation 	Tested according to IEC 60068-2-27, IEC 60068-2-29: half-sine: 50 m/s ² (5 g), 30 ms, 100 shocks per axis
		Operating systems	
		pre-installed operating system	Windows 10 Enterprise 2016 LTSC, multi-language (64-bit); Windows Server 2016 Standard Edition incl. 5 clients, multi-language (64-bit)
		Additional info on operating system	Multi-Language User Interface (MUI): 5 languages (English, German, French, Spanish, Italian)
		without operating system	Yes
		Dimensions	
		Width	430 mm
		Height	177 mm; 4U
		Depth	444 mm

PC-based Automation

Industrial PC

Rack PC

SIMATIC IPC847E

Ordering data

Article No.

SIMATIC IPC847E

6AG4114- 3 ■ ■ ■ ■ - ■ ■ ■ ■ ■

Rack PC, 19", 4 U
 Interfaces:
 3x Gbit Ethernet (IE/PN), RJ45;
 1x DVI-D; 2x DisplayPort;
 1x COM1; audio; 4x USB 3.1,
 2x USB 3.1 (type C) on the rear;
 2x USB 3.0 on the front,
 1x USB 3.1 internal.
 Temperature and fan monitoring,
 watchdog, card retainer

Processors / Boards

- Core i3-8100 (4C/4T, 3.6 GHz, 6 MB Cache, VT-d).
Board 9 slots: 7x PCI, 2x PCIe x16 (8 L)
- Core i3-8100 (4C/4T, 3.6 GHz, 6 MB Cache, VT-d).
Board 11 slots: 3x PCI, 1x PCIe x16 (8 L), 5x PCIe x16 (4 L), 2x PCIe x4 (4 L)
- Core i3-8100 (4C/4T, 3.6 GHz, 6 MB Cache, VT-d).
Board 11 slots: 3x PCI, 1x PCIe x16 (16 L), 3x PCIe x16 (4 L), 2x PCIe x16 (1 L), 2x PCIe x4 (4 L)
- Core i5-8500 (6C/6T, 3.0 (4.1) GHz, 9 MB Cache, TB, VT-d, AMT)
Board 9 slots: 7x PCI, 2x PCIe x16 (8 L)
- Core i5-8500 (6C/6T, 3.0 (4.1) GHz, 9 MB Cache, TB, VT-d, AMT)
Board 11 slots: 3x PCI, 1x PCIe x16 (8 L), 5x PCIe x16 (4 L), 2x PCIe x4 (4 L)
- Core i5-8500 (6C/6T, 3.0 (4.1) GHz, 9 MB Cache, TB, VT-d, AMT)
Board 11 slots: 3x PCI, 1x PCIe x16 (16 L), 3x PCIe x16 (4 L), 2x PCIe x16 (1 L), 2x PCIe x4 (4 L)
- Core i7-8700 (6C/12T, 3.2 (4.6) GHz, 12 MB Cache, TB, VT-d, AMT)
Board 9 slots: 7x PCI, 2x PCIe x16 (8 L)
- Core i7-8700 (6C/12T, 3.2 (4.6) GHz, 12 MB Cache, TB, VT-d, AMT)
Board 11 slots: 3x PCI, 1x PCIe x16 (8 L), 5x PCIe x16 (4 L), 2x PCIe x4 (4 L)
- Core i7-8700 (6C/12T, 3.2 (4.6) GHz, 12 MB Cache, TB, VT-d, AMT)
Board 11 slots: 3x PCI, 1x PCIe x16 (16 L), 3x PCIe x16 (4 L), 2x PCIe x16 (1 L), 2x PCIe x4 (4 L)
- Xeon E-2176G (6C/12T, 3.7 (4.7) GHz, 12 MB Cache, TB, VT-d, AMT)
Board 9 slots: 7x PCI, 2x PCIe x16 (8 L)
- Xeon E-2176G (6C/12T, 3.7 (4.7) GHz, 12 MB Cache, TB, VT-d, AMT)
Board 11 slots: 3x PCI, 1x PCIe x16 (8 L), 5x PCIe x16 (4 L), 2x PCIe x4 (4 L)
- Xeon E-2176G (6C/12T, 3.7 (4.7) GHz, 12 MB Cache, TB, VT-d, AMT)
Board 11 slots: 3x PCI, 1x PCIe x16 (16 L), 3x PCIe x16 (4 L), 2x PCIe x16 (1 L), 2x PCIe x4 (4 L)

A

B

C

D

E

F

G

H

I

J

K

L

M

Article No.

SIMATIC IPC847E

6AG4114- 3 ■ ■ ■ ■ - ■ ■ ■ ■ ■

Drives

- 1 TB HDD 3.5" SATA
- 2x 1 TB HDD 3.5" SATA
- RAID1, 2x 1 TB HDD 3.5" SATA
- RAID1, 2x 1 TB HDD [Enterprise] 3.5" SATA
- RAID1, 2x 2 TB HDD [Enterprise] 3.5" SATA
- RAID1, 2x 2 TB HDD [Enterprise] 3.5" SATA + 2 TB HDD [Enterprise] 3.5" SATA as HotSpare
- RAID1, 2x 2 TB HDD [Enterprise] 3.5" SATA + 480 GB 2.5" SSD SATA (for operating system if M.2 SSD not ordered)
- RAID5, 2x 2 TB HDD [Enterprise] 3.5" SATA
- RAID5, 3x 2 TB HDD [Enterprise] 3.5" SATA + 2 TB HDD [Enterprise] 3.5" SATA as HotSpare
- 1 TB HDD 3.5" SATA + 480 GB SSD 2.5" SATA (for operating system if M.2 SSD not ordered)
- 480 GB SSD 2.5" SATA
- 960 GB SSD 2.5" SATA
- 2x 480 GB SSD 2.5" SATA
- RAID1, 2x 480 GB SSD 2.5" SATA
- Without drives

A

B

C

D

E

F

G

H

I

J

K

L

M

N

O

P

Q

R

S

T

U

V

W

X

Type of enclosure/power supplies

- Enclosure with drive cage type B (for internal installation / 0.5 g vibration, 5 g shock); 100/240 V AC industrial power supply
- Enclosure with drive cage type A (for removable trays on the front); 100/240 V AC industrial power supply
- Enclosure with drive cage type B (for internal installation / 0.5 g vibration, 5 g shock); 2x 100/240 V AC redundant industrial power supply
- Enclosure with drive cage type A (for removable trays on the front); 2x 100/240 V AC redundant industrial power supply
- Enclosure with drive cage type B (for internal installation / 0.5 g vibration, 5 g shock) + COM2 port; 100/240 V AC industrial power supply
- Enclosure with drive cage type A (for removable trays on the front) + COM2 port; 100/240 V AC industrial power supply
- Enclosure with drive cage type B (for internal installation / 0.5 g vibration, 5 g shock) + COM2 port; 2x 100/240 V AC redundant industrial power supply
- Enclosure with drive cage Type A (for removable trays on the front) + COM2 port; 2x 100/240 V AC redundant industrial power supply

0

1

2

3

4

5

6

7

PC-based Automation

Industrial PC

Rack PC

SIMATIC IPC847D**Overview****SIMATIC IPC847D**

The SIMATIC IPC847D is an extremely robust, high-performance industrial PC in 19" rack design (4 U) with excellent industrial functionality.

It offers:

- Maximum expandability
- Extreme ruggedness
- Intel® Core® i / Xeon technology 4th Generation

Technical specifications

Article number	6AG4114-2....-.... SIMATIC IPC847D (Rack PC)
Installation type/mounting	
Design	Rack PC, 19", 4U
Supply voltage	
Type of supply voltage	100/240 V AC (autorange) 50 / 60 Hz; optional redundant 100/240 V AC; optional 100/240 V AC with UPS functionality incl. maintenance-free lead-tin battery
Line frequency	
• Rated value 50 Hz	Yes
• Rated value 60 Hz	Yes
Mains buffering	
• Mains/voltage failure stored energy time	20 ms
Processor	
Processor type	Xeon E3-1275 v3 (4C/8T, 3.5 (3.9) GHz, 8 MB Cache); Xeon E3-1268L v3 (4C/8T, 2.3 (3.3) GHz, 8 MB Cache); Core i5-4570TE (2C/4T, 2.7 (3.3) GHz, 4 MB Cache); Core i3-4330TE (2C/4T, 2.4 GHz, 4 MB Cache)
Chipset	Intel DH82C226 PCH
Graphic	
Graphics controller	Onboard graphics controller Intel HD 4600 Graphics integrated into the processor / PCI-Express graphics card (Dual Head: 2x VGA or 2x DVI-D) in the PCIe (x16) slot (optional)
Drives	
Optical drives	DVD±R/RW (SlimLine)
Hard disk	500 GB HDD, 1 TB HDD, 2x 1 TB HDD, RAID1 (2x 1 TB HDD, mirror disks), RAID1 (2x 1 TB HDD, mirror disks) + 1x 1 TB HDD as hot spare, RAID5 (3x 1 TB HDD, striping with parity), RAID5 (3x 1 TB HDD, striping with parity) + 1x 1 TB HDD as hot spare; RAID1 (2x 1 TB HDD SAS, mirror disks), RAID5 (3x 1 TB HDD SAS, striping with parity), RAID5 (3x 1 TB HDD SAS, striping with parity) + 1x 1 TB HDD SAS as hot spare incl. PCIe (x8) RAID SAS controller incl. ZMCP module
SSD	Yes; 240 GB SSD; RAID1 (2x 240 GB SSD, mirror disks)
Slot for drives	Mounted internally on the fixed hard disk support, or mounted internally in vibration/shock-absorbing hard disk support, or mounted at the front in the low-profile removable drive bay (hot-swap in RAID configurations)

Technical specifications (continued)

Article number	6AG4114-2....-.... SIMATIC IPC847D (Rack PC)
Memory	
Main memory	2 GB to 32 GB DDR3-1600 DIMM, ECC optional
Capacity of main memory, max.	32 Gbyte
Hardware configuration	
Slots	
• free slots	11 slots: 7x PCI, 3x PCIe (x4) (1 lane), 1x PCIe (x16) or 3x PCI, 5x PCIe mech. (x16) (4x 4 lanes, 1x 8 lanes), 3x PCIe (x4); all modules to a length of 312 mm can be used
Interfaces	
Interfaces/bus type	1x COM1, 1x COM2 (optional), 1x LPT (optional), 2x DisplayPort, 1x DVI-I, 2x PS/2, audio (Microphone In, Line Out), 7x USB, 2x Gigabit Ethernet, PROFIBUS or PROFINET optional
USB port	2x USB 3.0, 2x USB 2.0 rear, 1x USB 3.0, 1x USB 2.0 front, 1x USB 3.0 internal
Connection for keyboard/mouse serial interface	2x PS/2 COM1: 1x RS 232, COM2 (optional): 1x RS 232
parallel interface	optional LPT1
Multimedia	
• Audio In/Out	Yes
• Microphone In	Yes
Video interfaces	
• Graphics interface	2x DisplayPort and 1x DVI-I onboard; 1x VGA via DVI-VGA adapter cable (optional); graphics card PCIe (x16), Dual Head (2x VGA or 2x DVI-D), 1 GB graphics memory (optional)
Industrial Ethernet	
• Industrial Ethernet interface	2x Ethernet (RJ45)
- 100 Mbps	Yes
- 1000 Mbps	Yes
Integrated Functions	
Monitoring functions	
• Temperature monitoring	Yes
• Watchdog	Yes
• Status LEDs	POWER, ETHERNET 1, ETHERNET 2, PN MPI / DP, WATCHDOG, TEMP, FAN, HDD0 ALARM, HDD1 ALARM, HDD2 ALARM, HDD HDD3 ALARM
• Fan	Yes
• Monitoring function via network	Optional

Article number	6AG4114-2....-.... SIMATIC IPC847D (Rack PC)
EMC	
Interference immunity against discharge of static electricity	
• Interference immunity against discharge of static electricity	±6 kV contact discharge acc. to IEC 61000-4-2; ±8 kV air discharge acc. to IEC 61000-4-2
Interference immunity against high-frequency electromagnetic fields	
• Interference immunity against high frequency radiation	10 V/m for 80 - 1 000 MHz and 1.4 - 2 GHz, 80% AM acc. to IEC 61000-4-3; 3 V/m for 2 - 2.7 GHz, 80% AM acc. to IEC 61000-4-3; 10 V for 10 kHz - 80 MHz, 80% AM acc. to IEC 61000-4-6
Interference immunity to cable-borne interference	
• Interference immunity on supply cables	±2 kV acc. to IEC 61000-4-4, burst; ±1 kV acc. to IEC 61000-4-5, surge symmetric; ±2 kV acc. to IEC 61000-4-5, surge asymmetric
• Interference immunity on signal cables >30m	±2 kV acc. to IEC 61000-4-4, burst; ±2 kV acc. to IEC 61000-4-5, surge
• Interference immunity on signal cables < 30m	±1 kV acc. to IEC 61000-4-4, Burst
Interference immunity against voltage surge	
• asymmetric interference	±2 kV acc. to IEC 61000-4-5, surge asymmetric
• symmetric interference	±1 kV acc. to IEC 61000-4-5, surge symmetric
Interference immunity to magnetic fields	
• Interference immunity to magnetic fields at 50 Hz	100 A/m; to IEC 61000-4-8
Emission of conducted and non-conducted interference	
• Interference emission via line/AC current cables	EN 61000-6-3, FCC Class A, EN 61000-6-4, CISPR 22, EN 55022 Class B, EN 61000-3-2 Class D, EN 61000-3-3
Degree and class of protection	
IP (at the front)	IP41
IP (rear)	IP20

PC-based Automation

Industrial PC

Rack PC

SIMATIC IPC847D**Technical specifications (continued)**

Article number	6AG4114-2....-.... SIMATIC IPC847D (Rack PC)
Standards, approvals, certificates	
CE mark	Yes; For use in industrial areas as well as domestic, business and commercial environments (emitted interference: EN 61000-6-3:2007 +A1:2011, noise immunity: EN 61000-6-2:2005)
CSA approval	Yes; Included in cULus
UL approval	Yes
cULus	Yes; UL 60950-1, file number E115352
RCM (formerly C-TICK)	Yes
KC approval	Yes
EAC (formerly Gost-R)	Yes
EMC	CE, EN 61000-6-3:2007 +A1:2011, EN 61000-6-2:2005
Dust protection	With front door closed: G2 EN 779, 99% of particles > 0.5 mm are filtered
Ambient conditions	
Ambient temperature during operation	
• Ambient temperature during operation	0 °C to +45 °C, no burner operation, 0 °C to +50 °C, no operation of optical drive, power dissipation of the expansion cards in total < 30 W, maximum 3 removable drive bays, 0 °C to +40 °C with AC UPS, 0 °C to +35 °C with hardware RAID controller
Ambient temperature during storage/transportation	
• min.	-20 °C
• max.	60 °C
Relative humidity	
• Relative humidity	Tested according to IEC 60068-2-78, IEC 60068-2-30: Operation: 5% to 80% at 25 °C (no condensation), Storage: 5% to 95% at 25 °C (no condensation)
Shock testing	
• Shock load during operation	Tested according to IEC 60068-2-27, IEC 60068-2-29: half-sine: 50 m/s ² (5 g), 30 ms, 100 shocks per axis

Article number	6AG4114-2....-.... SIMATIC IPC847D (Rack PC)
Operating systems	
pre-installed operating system	Windows 7 Ultimate, multi-language (32-bit/64-bit), Windows 10 Enterprise 2015 LTSC, multi-language (64-bit), Windows 10 Enterprise 2016 LTSC, multi-language (64-bit), Windows Server 2008 R2 Standard Edition incl. 5 clients, multi-language (64-bit); Windows Server 2012 R2 Standard Edition incl. 5 clients, multi-language (64-bit); Windows Server 2016 Standard Edition incl. 5 clients, multi-language (64-bit)
Additional info on operating system	Multi-Language User Interface (MUI): 5 languages (English, German, French, Spanish, Italian)
without operating system	Yes
Dimensions	
Width	430 mm
Height	177 mm; 4U
Depth	444 mm

PC-based Automation

Industrial PC

Rack PC

SIMATIC IPC847D

Ordering data

Article No.

SIMATIC IPC847D	6AG4114-	2	■	■	■	-	■	■	■	■
Memory configuration										
• 2 GB DDR3 SDRAM (1 x 2 GB), single channel										1
• 4 GB DDR3 SDRAM (2 x 2 GB), dual channel										2
• 8 GB DDR3 SDRAM (2 x 4 GB), dual channel										3
• 16 GB DDR3 SDRAM (2 x 8 GB), dual channel										4
• 32 GB DDR3 SDRAM (4 x 8 GB), dual channel										5
• 8 GB DDR3 SDRAM, (2 x 4 GB), ECC, dual channel										6
• 16 GB DDR3 SDRAM, (2 x 8 GB), ECC, dual channel										7
• 32 GB DDR3 SDRAM, (4 x 8 GB), ECC, dual channel										8
Bus module / removable data										
• Bus module 11-slot: 7 x PCI, 3 x PCIe x4, 1 x PCIe x16; without removable data storage media										0
• Bus module 11-slot: 3 x PCI, 3 x PCIe x4, 5 x PCIe x16; without removable data storage media										1
• Bus module 11-slot: 7 x PCI, 3 x PCIe x4, 1 x PCIe x16; DVD±RW (slim)										2
• Bus module 11-slot: 3 x PCI, 3 x PCIe x4, 5 x PCIe x16; DVD±RW (slim)										3
Expansion hardware										
• Without expansions (hardware), onboard graphics										0
• Without expansions (hardware), onboard graphics, DVI-I to VGA adapter cable for onboard graphics;										1
• Serial (COM2) + parallel (LPT) (1 slot reserved), onboard graphics										2
• Serial (COM2) + parallel (LPT) (1 slot reserved), onboard graphics, DVI-I to VGA adapter cable for onboard graphics										3
• Serial (COM2) + parallel (LPT, 1 slot reserved) + PCIe x16 Graphics Card (Dual-Head: 2 x VGA or 2 x DVI-D), 1 GB, (1 slot occupied)										4

Article No.

SIMATIC IPC847D	6AG4114-	2	■	■	■	-	■	■	■	■
Operating system (pre-installed and activated)										
• Windows 7 Ultimate, 32-bit, SP1, MUI (en, de, fr, it, es)										A
• Windows 7 Ultimate, 64-bit, SP1, MUI (en, de, fr, it, es)										B
• Windows 10 Enterprise 2015, LTSB, 64-bit, MUI (en, de, fr, it, es)										C
• Windows 10 Enterprise 2016, LTSB, 64-bit, MUI (en, de, fr, it, es) (for Core i3/i5)										D
• Windows 10 Enterprise 2016, LTSB, 64-bit, MUI (en, de, fr, it, es) (for Xeon)										E
• Windows Server 2008 R2 Standard Edition, 64-bit SP1 incl. 5 clients, multi-language (en, de, fr, it, es)										F
• Windows Server 2012 R2 Standard Edition incl. 5 clients, MUI (en, de, fr, it, es), 64-bit										G
• Windows Server 2016 Standard Edition incl. 5 clients, MUI (en, de, fr, it, es), 64-bit language										H
• Without operating system										X
Expansions (software)/Security										
• SIMATIC IPC DiagMonitor software enclosed										A
• SIMATIC IPC Image Creator software included										B
• SIMATIC IPC DiagMonitor and Image Creator software enclosed										C
• Without software (software)										X
• TPM 1.2 ¹⁾ (not for China and Russia)										Y
Power supply, with country-specific cable										
• 110/240 V AC industrial power supply with NAMUR; power cable for Europe										0
• 110/240 V AC industrial power supply with NAMUR; power cable for United Kingdom										1
• 110/240 V AC industrial power supply with NAMUR; power cable for Switzerland										2
• 110/240 V AC industrial power supply with NAMUR; power cable for the USA										3
• 110/240 V AC industrial power supply with NAMUR; power cable for Italy										4
• 110/240 V AC industrial power supply with NAMUR; power cable for China										5
• 2 x 110/240 V AC redundant power supply; without power cable										6
• 110/240 V AC industrial UPS including maintenance-free lead-tin battery; without power cable										7
• 110/240 V AC industrial power supply with NAMUR; without power cable										8

¹⁾ TPM = Trusted Platform Module

Note:

Please assemble the required IPC configuration using the TIA Selection Tool or the configurator in the Industry Mall in order to ensure suitability; we do not accept any liability for configurations compiled by users themselves.

For an up-to-date overview, see the SIMATIC IPC online configurator at:

<https://www.siemens.com/ipc-configurator>

Ordering data	Article No.
Accessories	
Memory expansions	
• 2 GB DDR3 1600 DIMM	6ES7648-2AJ50-0MA0
• 4 GB DDR3 1600 DIMM	6ES7648-2AJ60-0MA0
• 8 GB DDR3 1600 DIMM	6ES7648-2AJ70-0MA0
• 8 GB DDR3 1600 DIMM, ECC	6ES7648-2AJ70-1MA0
Hardware accessories	
Tray for low-profile removable drive bay For 3.5" hard drive (SATA/SAS) and 2.5" SSD (SATA), without drive	6ES7648-0EG01-1BA0
Filter mats for SIMATIC IPC847D (packing unit: 10 units)	A5E01064980
Adapter cable	
• DisplayPort to DVI-D for onboard graphics	6ES7648-3AF00-0XA0
• DisplayPort to VGA for onboard graphics	6ES7648-3AG00-0XA0
Power cable, straight, 3 m long	
• Austria, Belgium, Finland, France, Germany, Netherlands, Spain, Sweden	6ES7900-0AA00-0XA0
• United Kingdom	6ES7900-0BA00-0XA0
• Switzerland	6ES7900-0CA00-0XA0
• USA	6ES7900-0DA00-0XA0
• Italy	6ES7900-0EA00-0XA0
• China	6ES7900-0FA00-0XA0
Tower Kit for converting the computer into an industrial tower PC	6ES7648-1AA00-0XD0
USB retainer For interlocking the internal USB port	6ES7648-1AA00-0XK0
Expansion components	See Expansion components
Communication products	See Expansion components

Note:

Software Packages with SIMATIC WinCC flexible, WinCC RT Advanced, SIMATIC WinCC, and SIMATIC WinAC RTX (F) can be ordered together with the SIMATIC IPC at a price advantage. More information under "Embedded Bundles/Packages for industrial PCs".

The fixing screws of the telescopic rails must not project more than 5 mm into the enclosure.

The enclosure is prepared for the following telescopic rails:

- Rittal: Type 3659.180 for 600 mm cabinet / Type RP 3659.190 for 800 mm cabinet
- Schroff: Type 20110-072

More information

Additional information is available on the Internet at:

<http://www.siemens.com/simatic-pc>

PC-based Automation

Industrial PC
Rack PC

SIMATIC IPC1047

Overview



SIMATIC IPC1047

SIMATIC IPC1047 is an industrial PC for maximum computing and graphic capacity requirements with expansive expandability in 19" installation design (4 U).

It offers:

- Maximum CPU performance due to two Intel® Xeon® CPUs
- Maximum GPU performance with up to two NVIDIA® Quadro® P5000 graphics cards
- High degree of expandability thanks to 6 PCIe slots
- Product design for industrial environment

Technical specifications

Article number	6BK1800-1HA01-0AA0 SIMATIC IPC1047 - CPU (Rack PC)	6BK1800-1HA02-0AA0 SIMATIC IPC1047 - GPU (Rack PC)	6BK1800-1HA03-0AA0 SIMATIC IPC1047 - Virtualize (Rack PC)
Installation type/mounting			
Mounting	For horizontal rack mounting	For horizontal rack mounting	For horizontal rack mounting
Design	Rack PC, 19", 4U	Rack PC, 19", 4U	Rack PC, 19", 4U
Rack mounting	Yes	Yes	Yes
Supply voltage			
Type of supply voltage	100/240V AC (autorange) 50/60 Hz	100/240V AC (autorange) 50/60 Hz	AC redundant 100/240 V (autorange) 50 Hz/60 Hz
Line frequency			
• Rated value 50 Hz	Yes	Yes	Yes
• Rated value 60 Hz	Yes	Yes	Yes
Mains buffering			
• Mains/voltage failure stored energy time	20 ms	20 ms	20 ms
Processor			
Processor type	Xeon E5-2620 v4 (8C/16T, 2.1 (3.0) GHz, 20 MB Cache)	Xeon E5-2620 v4 (8C/16T, 2.1 (3.0) GHz, 20 MB Cache)	Xeon E5-2658 v4 (14C/28T, 2.3 (2.8) GHz, 35 MB Cache)
Chipset	Intel PCH C612	Intel PCH C612	Intel PCH C612
Graphic			
Graphics controller	Onboard VGA / 2D controller 1 920 x 1 200 @ 60 Hz 32 bpp	NVIDIA Quadro P5000, 2 560 cores, 16 GB DDR5	Onboard VGA / 2D controller 1 920 x 1 200 @ 60 Hz 32 bpp
Drives			
Hard disk	1x 480 GB SSD	1x 480 GB SSD	1x 480 GB SSD, 4x 1.9 TB SSD
SSD	Yes	Yes	Yes
Memory			
Type of memory	DDR4-SDRAM DIMM	DDR4-SDRAM DIMM	DDR4-SDRAM DIMM
Main memory	32 GB, 2 400 MHz	32 GB, 2 400 MHz	128 GB, 2 400 MHz
Capacity of main memory, max.	2 Tbyte	2 Tbyte	2 Tbyte
Hardware configuration			
Slots			
• free slots	6 slots: 3x PCIe (x16), 3x PCIe (x8)	6 slots: 3x PCIe (x16), 3x PCIe (x8)	6 slots: 3x PCIe (x16), 3x PCIe (x8)
• Number of PCI slots	6	6	6
Interfaces			
USB port	4x USB 3.0: 2x on rear, 2x on front; 2x USB 2.0: 2x on rear	4x USB 3.0: 2x on rear, 2x on front; 2x USB 2.0: 2x on rear	4x USB 3.0: 2x on rear, 2x on front; 2x USB 2.0: 2x on rear
Integrated Functions			
Monitoring functions			
• Temperature monitoring	Yes	Yes	Yes
• Status LEDs	POWER, HDD, FAN Fail	POWER, HDD, FAN Fail	POWER, HDD, FAN Fail
• Fan	Yes	Yes	Yes
• Monitoring function via network	Yes (per IPMI)	Yes (per IPMI)	Yes (per IPMI)

Technical specifications (continued)

Article number	6BK1800-1HA01-0AA0 SIMATIC IPC1047 - CPU (Rack PC)	6BK1800-1HA02-0AA0 SIMATIC IPC1047 - GPU (Rack PC)	6BK1800-1HA03-0AA0 SIMATIC IPC1047 - Virtualize (Rack PC)
EMC			
Interference immunity against discharge of static electricity	±4 kV contact discharge acc. to IEC 61000-4-2; ±8 kV air discharge acc. to IEC 61000-4-2		
Interference immunity against high-frequency electromagnetic fields	10 V/m for 80 - 1 000 MHz, 80% AM acc. to IEC 61000-4-3; 3 V/m for 1.4 - 2 GHz, 80% AM acc. to IEC 61000-4-3; 1 V/m for 2 - 2.7 GHz, 80% AM acc. to IEC 61000-4-3; 10 V for 150 kHz - 80 MHz, 80% AM acc. to IEC 61000-4-6		
Interference immunity to cable-borne interference	<ul style="list-style-type: none"> Interference immunity on supply cables ±2 kV acc. to IEC 61000-4-4, burst; ±1 kV acc. to IEC 61000-4-5, surge symmetric; ±2 kV acc. to IEC 61000-4-5, surge asymmetric Interference immunity on signal cables >30m ±2 kV acc. to IEC 61000-4-4, burst; ±2 kV acc. to IEC 61000-4-5, surge Interference immunity on signal cables < 30m ±1 kV acc. to IEC 61000-4-4, Burst ±1 kV acc. to IEC 61000-4-4, Burst ±1 kV acc. to IEC 61000-4-4, Burst 		
Interference immunity against voltage surge	<ul style="list-style-type: none"> asymmetric interference ±2 kV acc. to IEC 61000-4-5, surge asymmetric symmetric interference ±1 kV acc. to IEC 61000-4-5, surge symmetric 		
Interference immunity to magnetic fields	100 A/m; to IEC 61000-4-8	100 A/m; to IEC 61000-4-8	100 A/m; to IEC 61000-4-8
Emission of conducted and non-conducted interference	EN 61000-6-3, FCC Class A, EN 61000-6-4, CISPR 22, EN 55022 Class B, EN 61000-3-2 Class D, EN 61000-3-3		
Degree and class of protection			
IP (at the front)	IP30	IP30	IP30
IP (rear)	IP20	IP20	IP20
Standards, approvals, certificates			
CE mark	Yes; For use in industrial areas as well as domestic, business and commercial environments (emitted interference: EN 61000-6-3:2007 +A1:2011, noise immunity: EN 61000-6-2:2005)		
CSA approval	Yes	Yes	Yes
cULus	Yes	Yes	Yes
FCC	Yes	Yes	Yes
EMC	CE, EN 61000-6-3:2007 +A1:2011, EN 61000-6-2:2005		
Dust protection	With front door closed: G2 EN 779, 99% of particles > 0.5 mm are filtered		
Ambient conditions			
Ambient temperature during operation	<ul style="list-style-type: none"> Ambient temperature during operation 0 °C to +50 °C in basic configuration; 0 °C to +40 °C in maximum configuration 		
Ambient temperature during storage/transportation	<ul style="list-style-type: none"> min. -20 °C max. 60 °C 		
Relative humidity	<ul style="list-style-type: none"> Relative humidity Tested according to IEC 60068-2-78, IEC 60068-2-30: Operation: 5 % to 85 % at 30 °C (no condensation), storage / transport: 5 % to 95 % at 25 / 55 °C (no condensation) 		
Vibrations	<ul style="list-style-type: none"> Vibration resistance during operation acc. to IEC 60068-2-6 Tested according to IEC 60068-2-6, 10 cycles; 20 to 58 Hz: 0.015 mm; 58 to 200 Hz: 2 m/s² (0.2 g) 		
Shock testing	<ul style="list-style-type: none"> Shock load during operation Tested according to IEC 60068-2-27; half-sine: 9.8 m/s² (1 g), 20 ms, 100 shocks per axis 		
Operating systems			
pre-installed operating system	Windows 7 Professional x64 bit	Windows 7 Professional x64 bit	Windows Server 2012 R2
pre-installed operating system	<ul style="list-style-type: none"> Windows 7 Yes Yes Yes 		
Dimensions			
Width	430 mm	430 mm	430 mm
Height	176.6 mm; 4U	176.6 mm; 4U	176.6 mm; 4U
Depth	572 mm	572 mm	572 mm

PC-based Automation

Industrial PC

Rack PC

SIMATIC IPC1047

Ordering data

Article No.

SIMATIC IPC1047

6BK1800 - 1

Rack PC, 19", 4 U; 572 mm;
2x 1 GB LAN (RJ45);
COM1; IPMI; 6 PCIe slots
(3x PCIe x8 + 3x PCIe x16)

Processor

- 2x Xeon E56-2609v4, 1.7 GHz, 8C
- 2x Xeon E56-2620v4, 2.1 GHz, 8C
- 2x Xeon E56-2640v4, 2.4 GHz, 10C
- 2x Xeon E56-2643v4, 3.4 GHz, 6C
- 2x Xeon E56-2658v4, 2.3 GHz, 14C

A
B
D
E
F

Drives/ mass storage

- 1x SSD 480 GB 2.5" SATA (without HW RAID)
- 1x SSD 960 GB 2.5" SATA (without HW RAID)
- 1x SSD 1.9 TB 2.5" SATA (without HW RAID)
- 1x SSD 480 GB (operating system) + 4x SSD 1.9 TB 2.5" SATA (HW-RAID 5 + hot spare - internal)
- 1x SSD 1.9 TB 2.5" (OS) + 2x SSD 1.9 TB 2.5" SATA (HW-RAID 1)
- 1x SSD 1.9 TB 2.5" (OS) + 3x SSD 1.9 TB 2.5" SATA (HW-RAID 5)
- 1x HDD 2 TB 3.5" SATA (without HW RAID)
- 4x HDD 2 TB 3.5" SATA (without HW RAID)
- 1x HDD 4 TB 3.5" SATA (without HW RAID)
- 4x HDD 4 TB 3.5" SATA (without HW RAID)
- 1x SSD 480 GB 2.5" + 1x HDD 2 TB 3.5" SATA (without HW RAID)
- 1x SSD 480 GB 2.5" + 1x HDD 2 TB 3.5" SATA (without HW RAID)
- No drives

A
B
C
D
E
F
G
H
J
K
L
M
Y

Memory configuration

- 32 GB 2 400 MHz DDR4
- 64 GB 2 400 MHz DDR4
- 128 GB 2 400 MHz DDR4
- 192 GB 2 400 MHz DDR4
- 256 GB 2 400 MHz DDR4
- 384 GB 2 400 MHz DDR4
- 512 GB 2 400 MHz DDR4

0
1
2
3
4
5
6

Article No.

SIMATIC IPC1047

6BK1800 - 1

Graphics cards

- Without graphics card (onboard VGA)
- 1x Nvidia Quadro P400 (1x PCIe x16 occupied)
- 1x Nvidia Quadro P1000 (1x PCIe x16 occupied)
- 1x Nvidia Quadro P4000 (1x PCIe x16 occupied) - only with 860 W power supply
- 1x Nvidia Quadro P5000 (1x PCIe x16 + 1x PCIe x8 occupied) - only with 860 W power supply

0
1
2
3
4

Further plug-in cards

- Without plug-in cards
- Adaptec RAID ASR8405 (4-port) - only with drive var. D, E, F
- Adaptec RAID ASR8805 (8-port) - only with drive var. D, E, F
- Intel I350-T2 (2x 1 GB LAN)
- Intel I350-T4 (4x 1 GB LAN)
- Intel X540-T2 (2x 10 GB LAN)

0
1
2
4
5
6

Operating system (pre-installed and activated)

- Without operating system
- Windows 10 Enterprise LTSB 2016 only with installed HDDs/ SSDs
- Windows Server 2016, basic license 16 C (only license + driver) for CPU E5-2609/ 2620/ 2643
- Windows Server 2016, basic license 16 C + additional license 4 C (only license + driver) for CPU E5-2640
- Windows Server 2016, basic license 24 C + additional license 4 C (only license + driver) for CPU E5-2658

A
B
C
D
E

Power supply

- 860 W without power supply cable
- 860 W power supply cable for Europe
- 860 W power supply cable US
- 860 W power supply cable China
- 700 W, redundant, without power supply cable
- 700 W, redundant, power supply cable for Europe
- 700 W power supply cable US
- 700 W power supply cable China

A
B
C
D
E
F
G
H

Enclosure variant

- Holder for 4x 3.5" or 8x 2.5" SSD/HDD internal drives
- Holder for 4x 3.5" or 4x 2.5" SSD/HDD removable drive bay

0
1

4

Ordering data	Article No.	Ordering data	Article No.
<p><i>Preferred versions</i></p> <p>SIMATIC IPC1047 CPU</p> <ul style="list-style-type: none"> • 2x Intel Xeon E5-2620v4; • 32 GB DDR4 ECC SDRAM; • 1x system-SSD 480 GB; • 2x Gbit Ethernet, IPMI, RJ45 • 1x VGA, 1x COM 1, TPM1.2 • 2x USB 3.0, 2x USB rear; • 2x USB 3.0 front • WIN 7 Professional x64bit • ATX power supply 860 W; • temp. and fan monitoring • SW RAID onboard 	6BK1800-1HA01-0AA0	<p>SIMATIC IPC1047 Virtualize</p> <ul style="list-style-type: none"> • 2x Intel Xeon E5-2658v4; • 128 GB DDR4 ECC SDRAM • 1x system-SSD 480 GB; • 4x DATA-SSD 1.9TB • 2x Gbit Ethernet, IPMI, RJ45; • 1x VGA, 1x COM 1, TPM1.2; • 2x USB 3.0, 2x USB rear; • 2x USB 3.0 front • Windows Server 2012 R2 • 700 W redundant power supply; • temp. and fan monitoring • HW RAID controller 	6BK1800-1HA03-0AA0
<p>SIMATIC IPC1047 GPU</p> <ul style="list-style-type: none"> • 2x Intel Xeon E5-2620v4; • 32 GB DDR4 ECC SDRAM; • 1x system-SSD 480 GB; • 1x GPU NVIDIA P5000; • 2x Gbit Ethernet, IPMI, RJ45; • 1x VGA, 1x COM 1, TPM1.2; • 2x USB 3.0, 2x USB rear; • 2x USB 3.0 front • WIN 7 Professional x64bit • ATX power supply 860 W; temp. and fan monitoring • SW RAID onboard 	6BK1800-1HA02-0AA0		

Note:

For customer-specific configurations, please contact your Siemens sales specialist.

Additional information is available on the Internet at:

<http://www.siemens.com/simatic-pc>

PC-based Automation

Industrial PC

Box PC

Overview



SIMATIC Box PCs

SIMATIC Box PCs provide mechanical engineers, plant engineers and control cabinet makers with particularly rugged industrial PC systems for use in powerful yet compact applications.

The following device classes are available for various requirements:

- **SIMATIC IPC127E:**
The ultra-compact, flexible, rugged industrial PC and IoT gateway in one
- **SIMATIC IPC227 (Nanobox PC):**
The Box PC with optimized performance in compact design – maintenance-free and rugged
- **SIMATIC IPC427 (Microbox PC):**
The powerful embedded IPC – maintenance-free with versatile configuration
- **SIMATIC IPC627/IPC827 (Box PC):**
The high-end IPC – with maximum performance, functional scope, and expansion capability

Shared industrial functionality:

- Extreme compactness
- Certification for global marketing
- System-tested with SIMATIC components
- High vibration/shock load during operation
- Wide operational temperature range
- Robust data storage with CompactFlash/CFast or solid-state drive (SSD)
- Varied mounting possibilities for flexibility with installation
- Designed for 24-hour continuous operation
- Integrated parameterizable monitoring functions (temperature, fan, watchdog)
- High service friendliness
- Operating system pre-installed and activated for fast startup
- Motherboard developed and manufactured by Siemens
- Availability for 3 to 6 years
- Repairs and spare parts service for 5 years
- High component/design continuity
- Long-term availability of PC components from the Intel embedded line

SIMATIC IPC127 (Nanobox PC): Ultra-compact IoT gateway for data collection, pre-processing, and forwarding of data

- High-performance gateway:
IoT gateway for the acquisition/collection/processing/transmission of data / integration of machinery in Cloud/Edge solutions
- For retrofitting and new systems:
Networking/retrofitting of digitizing tasks in brownfield and greenfield systems due to ultra-compact design
- Optimized price/performance ratio; ideal for high quantities

SIMATIC IPC227 (Nanobox PC): The Box PC with optimized performance in compact design – maintenance-free and rugged

- Maximum compactness with approx. 1 liter enclosure volume with integrated industrial power supply for minimum space requirements in the control cabinet
- Maximum flexibility thanks to several mounting options and interfaces on one side suitable for every installation situation
- Optimum variety of interfaces due to a large number of integrated interfaces such as a selectable serial connection and 2 x teaming-capable Gigabit-Ethernet
- Maximum industrial functionality due to closed enclosure for optimum dust protection and non-volatile retentive memory
- Further device options for optimum adaptation to the application with additional PCIe slot

SIMATIC IPC427 (Microbox PC): The powerful embedded IPC – maintenance-free with versatile configuration

- Fan-free operation
- High performance with maximum compactness and ruggedness for direct installation in the machine
- Optimized for embedded applications
- Flexibility expandable using one or two PCIe I/O cards (optional)
- Flexible installation options including DIN rail/wall/front upright mounting, even outside control cabinets
- NVRAM for retentive data storage (optional)

SIMATIC IPC627/IPC827 (Box PC): The high-end IPC – with maximum performance, functional scope, and expansion capability

- Maximum system performance for complex measuring, control and visualization tasks
- High flexibility with expansion slots and integral interfaces
- Flexible, space-saving installation with mounting brackets or portrait assembly kits
- Rugged design for direct installation in the machine
- RAID1 controller onboard
- Maximum processor performance up to an ambient temperature of 55 °C
- High system availability
- Battery-backed SRAM as memory for WinAC data
- 4 signaling LEDs

Technical specifications

Article number	6AG4021-0A.1- ..A0	6ES7647-8B...-	6AG4022-0A...-	6AG4141-.....-....	6AG4025-0...0- ...0	6AG4131-3.....-....	6AG4132-2.....-....
	SIMATIC IPC127E	SIMATIC IPC227E (Nanobox PC)	SIMATIC IPC327E	SIMATIC IPC427E (MicroBOX PC)	SIMATIC IPC527G (Box PC)	SIMATIC IPC627E (Box PC)	SIMATIC IPC827D (Box PC)
General information							
Product type designation				IPC427E			
Installation type/mounting							
Mounting	DIN rail, wall mounting, portrait mounting	DIN rail, wall mounting, portrait mounting	Standard mounting rail, wall mounting (horizontal and vertical)	DIN rail, wall mounting, portrait mounting	Wall mounting, portrait mounting, desktop mounting	Wall mounting, portrait mounting	Wall mounting, portrait mounting
Design	Box PC, built-in unit	Box PC, built-in unit	Box PC, built-in unit	Box PC, built-in unit	Box PC, built-in unit	Box PC, built-in unit	Box PC, built-in unit
Supply voltage							
Type of supply voltage	24 V DC	24 V DC	24 V DC	24 V DC	100/240V AC (autorange) 50/ 60 Hz	100/240 V AC (autorange); 24 V DC	100/240 V AC (autorange); 24 V DC
Line frequency							
• Rated value 50 Hz					Yes	Yes	Yes
• Rated value 60 Hz					Yes	Yes	Yes
Mains buffering							
• Mains/voltage failure stored energy time	5 ms	20 ms	10 ms	20 ms		20 ms	20 ms
Processor							
Processor type	Intel Atom E3930 / E3940	Intel Celeron N2807 / N2930, Intel Atom E3845	Intel Celeron N3160	Celeron G3902 (2C/2T, 1.6 GHz, 2 MB Cache); Core i3-6102E (2C/4T, 1.9 GHz, 3 MB Cache); Core i5-6442EQ (4C/4T, 1.9 (2.7) GHz, 6 MB Cache, iAMT); Xeon E3-1505L v5 (4C/8T, 2.0 (2.8) GHz, 8 MB Cache, iAMT)	Core i7-6700 (4C/8T, 3.4 (4.0) GHz, 8 MB Cache); Core i5-6500 (4C/4T, 3.2 (3.6) GHz, 6 MB Cache); Pentium G4400 (2C/2T, 3.3 GHz, 3 MB Cache)	Celeron G4900 (2C/2T, 3.1 GHz, 2 MB Cache; VT-d); Core i3-8100 (4C/4T, 3.6 GHz, 6 MB Cache, VT-d); Core i7-8700 (6C/12T, 3.2 (4.6) GHz, 12 MB Cache, VT-d, AMT)	Celeron G1820T E (2C/2T, 2.2 GHz, 2 MB Cache); Core i3-4330TE (2C/4T, 2.4 GHz, 4 MB Cache); Xeon E3-1268L v3 (4C/8T, 2.3 (3.3) GHz, 8 MB Cache, AMT)
Chipset	SoC	SoC	SoC	Intel C236 / Intel H110	Intel H110	Intel C246	Intel DH82C226 PCH
Graphic							
Graphics controller	Integrated	Integrated	Integrated	Intel HD graphics controller	Onboard Intel HD graphics 530/510 integrated in processor	Intel UHD Graphics 630 (Core i); Intel UHD Graphics 610 (Celeron)	Intel HD graphics controller P4600 GT2 (Xeon, Core i3); Intel HD graphics controller (Celeron)

PC-based Automation

Industrial PC

Box PC

Technical specifications (continued)

Article number	6AG4021-0A.1- ..A0	6ES7647-8B...-	6AG4022-0A...-	6AG4141-.....-....	6AG4025-0...0- ...0	6AG4131-3.....-....	6AG4132-2.....-....
	SIMATIC IPC127E	SIMATIC IPC227E (Nanobox PC)	SIMATIC IPC327E	SIMATIC IPC427E (MicroBOX PC)	SIMATIC IPC527G (Box PC)	SIMATIC IPC627E (Box PC)	SIMATIC IPC827D (Box PC)
Drives							
Optical drives				possible as external drive via USB			DVD±R±RW combi-drive, optional
Hard disk		2.5" SATA ≥ 320 GB	500 GB HDD	2.5" SATA ≥ 320 GB	1 TB HDD	2.5" SATA ≥ 320 GB	3.5" SATA ≥ 500 GB, optional: 3.5" SATA ≥ 1 TB; RAID1 2x 2.5" SATA ≥ 320 GB; solid-state drive (SSD) ≥ 240 GB; all hard disk drives within the enclosure are vibration-dampe d; RAID1 2x 2.5" SATA ≥ 320 GB byte in removable drive bay
SSD	Yes; 32 / 64 / 128 GB	Yes; 128 / 240 / 480 GB	Yes; 256 GB SSD	Yes; 128 / 240 / 480 GB	Yes; Optional	Yes; SSD M.2 NVMe 512 GB; SSD 2.5" SATA 480 / 960 GB; RAID1 2x SSD 2.5" SATA 480 / 960 GB in removable drive bay	Yes; ≥ 240 GB optional
Memory							
Type of memory	DDR4 onboard	DDR3L SO-DIMM	DDR3L	DDR4-2400 SO-DIMM	DDR4-2133 SO-DIMM	DDR4-2666 DIMM	DDR3-1600 DIMM
Main memory	2 / 4 GB RAM	2 / 4 / 8 GB	4 GB, 8 GB	4 / 8 / 16 Gbyte, ECC optional	4 / 8 / 16 GB, supports up to 32 GB	4 / 8 / 16 / 32 / 64 GB	2 / 4 / 8 / 16 GB; ECC optional
Capacity of main memory, max.	4 Gbyte	8 Gbyte	8 Gbyte	16 Gbyte	32 Gbyte	64 Gbyte	16 Gbyte
Data areas and their retentivity							
Retentive data area (incl. timers, counters, flags), max.		512 kbyte; 128 KB can be stored in the buffer time; optional		512 kbyte; 128 KB can be stored in the buffer time; optional		512 kbyte; 128 KB can be stored in the buffer time	2 Mbyte; 128 KB can be stored in the buffer time; optional
Hardware configuration							
Slots							
• free slots		1x PCIe (x1) (optional)	1x mPCIe (half-size), 1x mSATA (full-size)	2x PCIe; optional: 1x PCIe (x4); 2x PCIe (x1, x4), with card retainer	1x PCIe (x16), optional 1x PCIe (x1), 2x PCI additionally	2x PCI; optional: 1x PCI & 1x PCIe (x16); 2x PCIe (x4, x16); 3x PCI & 2x PCIe (x16, x4); 5x PCIe (1x16, 2x4, 2x1); with card retainer	3x PCI, 1x PCIe (x4), 1x PCIe (x16); with card retainer
• Number of PCI slots						2; Optional	3
• Number of PCIe slots		1; Optional		2; Optional	2; Optional	5; Optional	2
• Number of compact flash slots		1; CFast		1; CFast			

Technical specifications (continued)

Article number	6AG4021-0A.1- ..A0 SIMATIC IPC127E	6ES7647-8B...- SIMATIC IPC227E (Nanobox PC)	6AG4022-0A...- SIMATIC IPC327E	6AG4141-.....-.... SIMATIC IPC427E (MicroBOX PC)	6AG4025-0...0- ...0 SIMATIC IPC527G (Box PC)	6AG4131-3.....-.... SIMATIC IPC627E (Box PC)	6AG4132-2.....-.... SIMATIC IPC827D (Box PC)
Interfaces							
PROFIBUS/MPI							Optionally onboard, isolated, max. 12 Mbit/s, compatible with CP 5622
Number of industrial Ethernet interfaces	3; Ethernet (2x RJ45, optional 3x RJ45)	2; 2x Ethernet (RJ45)	2; 2x Ethernet (RJ45)	3; Ethernet (2x RJ45, optional 3x RJ45)	3; 3x Gigabit Ethernet (IE/PN), RJ45 optional; 2x Gigabit Ethernet (IE/PN), RJ45 basic configuration	3; 3x Ethernet (RJ45)	2; 2x RJ45 (independent)
Number of PROFINET interfaces					3; 2 ports base configuration, 3 ports optional		3; Optional
USB port	2x USB 3.0 / 4x USB 3.0	1x USB 3.0 / 3x USB 2.0	4x USB 2.0, 2x USB 3.0 (high current)	4x USB 3.0	4x USB 3.0, 1x USB 2.0 internal, 2x USB 2.0 optional	6x USB 3.1 Gen. 2 (2x type C)	4x USB 3.0
Connection for keyboard/mouse	USB / USB	USB / USB	USB / USB	USB / USB	USB / USB	USB / USB	USB / USB
serial interface		Without / 2x COM (RS 232 / 422 / 485), selectable in the BIOS	6x COM (4x RS 232, 2x RS 232 / 422 / 485 switchable)	Without / 2x COM (RS 232 / 485 / 422; switchable)	2x RS 232 / 485 / 422 combined, 2x RS 232 optional	1x COM	1x COM1 (RS 232), optional: 1x COM2 (RS 232)
parallel interface							optional LPT1
Multimedia							
• Audio In/Out					Yes		
• Microphone In					Yes		
Video interfaces							
• Graphics interface	1x DisplayPort	1x DisplayPort	1x DisplayPort, 1x VGA	2x DisplayPort	1x DisplayPort, 1x VGA	2x DisplayPort; 1x DVI-D	1x DisplayPort and 1x DVI-I; 1x VGA via adapter cable (optional)
Industrial Ethernet							
• Industrial Ethernet interface		2x Ethernet (RJ45)	2x Ethernet (RJ45)	3x Ethernet (RJ45)	2x Ethernet (RJ45), 1x Ethernet (RJ45) additional option	3x Ethernet (RJ45)	Onboard, 2x 10 / 100 / 1000 Mbit, RJ45
- 100 Mbps	Yes	Yes	Yes	Yes	Yes	Yes	Yes
- 1000 Mbps	Yes	Yes	Yes	Yes	Yes	Yes	Yes
Protocols							
Protocols (Ethernet)							
• TCP/IP	Yes		Yes				
Interrupts/diagnostics/status information							
Bus diagnostics				Yes			Yes
Integrated Functions							
Monitoring functions							
• Temperature monitoring	Yes	Yes	Yes	Yes		Yes	Yes
• Watchdog	Yes	Yes	Yes	Yes		Yes	Yes
• Status LEDs	1x power, 3x user	1x power, 3x user	POWER, HDD	1x power, 3x user	POWER, HDD	1x power, 3x user	Yes
• Fan	No	No	No	No		Yes	Yes
• Monitoring function via network	Optional	Optional		Optional		Optional	Optional

PC-based Automation

Industrial PC

Box PC

Technical specifications (continued)

Article number	6AG4021-0A.1- ..A0	6ES7647-8B...-	6AG4022-0A...-	6AG4141-.....-....	6AG4025-0...0- ...0	6AG4131-3....-....	6AG4132-2....-....
	SIMATIC IPC127E	SIMATIC IPC227E (Nanobox PC)	SIMATIC IPC327E	SIMATIC IPC427E (MicroBOX PC)	SIMATIC IPC527G (Box PC)	SIMATIC IPC627E (Box PC)	SIMATIC IPC827D (Box PC)
EMC							
Interference immunity against discharge of static electricity							
• Interference immunity against discharge of static electricity	±6 kV contact discharge acc. to IEC 61000-4-2; ±8 kV air discharge acc. to IEC 61000-4-2		±6 kV contact; ±8 kV air (to IEC 1000-4-2; ESD)	±6 kV contact discharge acc. to IEC 61000-4-2; ±8 kV air discharge acc. to IEC 61000-4-2			
Interference immunity against high-frequency electromagnetic fields							
• Interference immunity against high frequency radiation	10 V/m, 80 MHz to 2 GHz, 80 % AM acc. to IEC 61000-4-3; 3 V/m, 2 GHz to 2.7 GHz, 80 % AM acc. to IEC 61000-4-3; 10 V, 10 kHz to 80 MHz, 80 % AM acc. to IEC 61000-4-6	10 V/m for 80 - 1 000 MHz and 1.4 - 2 GHz, 80 % AM acc. to IEC 61000-4-3; 3 V/m for 2 - 2.7 GHz, 80 % AM acc. to IEC 61000-4-3; 10 V for 10 kHz - 80 MHz, 80 % AM acc. to IEC 61000-4-6	10 V/m for 80 ... 1 000 MHz, 80 % AM according to IEC 61000-4-3; 3 V/m for 1.4 ... 6 GHz, 80 % AM according to IEC 61000-4-3	10 V/m for 80 - 1 000 MHz and 1.4 - 2 GHz, 80 % AM acc. to IEC 61000-4-3; 3 V/m for 2 - 2.7 GHz, 80 % AM acc. to IEC 61000-4-3; 10 V for 10 kHz - 80 MHz, 80 % AM acc. to IEC 61000-4-6		10 V/m for 80 ... 2 700 MHz, 80 % AM acc. to IEC 61000-4-3; 3 V/m for 2.7 to 6 GHz, 80 % AM acc. to IEC 61000-4-3; 10 V for 10 kHz to 80 MHz, 80 % AM acc. to IEC 61000-4-6	10 V/m for 80 - 1 000 MHz and 1.4 - 2 GHz, 80 % AM acc. to IEC 61000-4-3; 3 V/m for 2 - 2.7 GHz, 80 % AM acc. to IEC 61000-4-3; 10 V for 10 kHz - 80 MHz, 80 % AM acc. to IEC 61000-4-6
Interference immunity to cable-borne interference							
• Interference immunity on supply cables	±2 kV (according to IEC 61000-4-4; burst); ±0,5 kV (according to IEC 61000-4-5; surge pulse/line to line); ±1 kV (according to IEC 61000-4-5; surge pulse/line to ground)	±2 kV acc. to IEC 61000-4-4, burst; ±1 kV acc. to IEC 61000-4-5, surge symmetric; ±2 kV acc. to IEC 61000-4-5, surge asymmetric	±2 kV (according to IEC 61000-4-4, burst); ±1 kV (according to IEC 61000-4-5, surge pulse/line to line); ±2 kV (according to IEC 61000-4-5, surge pulse/line to ground)	±2 kV acc. to IEC 61000-4-4, burst; ±1 kV acc. to IEC 61000-4-5, surge symmetric; ±2 kV acc. to IEC 61000-4-5, surge asymmetric		±2 kV acc. to IEC 61000-4-4, burst; ±1 kV acc. to IEC 61000-4-5, surge symmetric; ±2 kV acc. to IEC 61000-4-5, surge asymmetric	
• Interference immunity on signal cables >30m	±2 kV acc. to IEC 61000-4-5, surge, length > 30 m		±2 kV acc. to IEC 61000-4-4, burst; ±2 kV acc. to IEC 61000-4-5, surge	±2 kV acc. to IEC 61000-4-5, surge, length > 30 m		±2 kV acc. to IEC 61000-4-5, surge, length > 30 m	
• Interference immunity on signal cables < 30m	±1 kV acc. to IEC 61000-4-4; burst; length < 3 m; ±2 kV acc. to IEC 61000-4-4; burst; length > 3 m		±1 kV acc. to IEC 61000-4-4, Burst	±1 kV acc. to IEC 61000-4-4; burst; length < 3 m; ±2 kV acc. to IEC 61000-4-4; burst; length > 3 m		±1 kV acc. to IEC 61000-4-4; burst; length < 3 m; ±2 kV acc. to IEC 61000-4-4; burst; length > 3 m	
Interference immunity against voltage surge							
• asymmetric interference	±2 kV acc. to IEC 61000-4-5, surge asymmetric	±2 kV acc. to IEC 61000-4-5, surge asymmetric	±2 kV acc. to IEC 61000-4-5, surge asymmetric	±2 kV acc. to IEC 61000-4-5, surge asymmetric		±2 kV acc. to IEC 61000-4-5, surge asymmetric	±2 kV acc. to IEC 61000-4-5, surge asymmetric
• symmetric interference	±1 kV acc. to IEC 61000-4-5, surge symmetric	±1 kV acc. to IEC 61000-4-5, surge symmetric	±1 kV acc. to IEC 61000-4-5, surge symmetric	±1 kV acc. to IEC 61000-4-5, surge symmetric		±1 kV acc. to IEC 61000-4-5, surge symmetric	±1 kV acc. to IEC 61000-4-5, surge symmetric
Interference immunity to magnetic fields							
• Interference immunity to magnetic fields at 50 Hz	100 A/m; to IEC 61000-4-8	100 A/m; to IEC 61000-4-8	100 A/m; to IEC 61000-4-8	100 A/m; to IEC 61000-4-8		100 A/m; to IEC 61000-4-8	100 A/m; to IEC 61000-4-8

Technical specifications (continued)

Article number	6AG4021-0A.1-...A0	6ES7647-8B...-....	6AG4022-0A...-....	6AG4141-.....-....	6AG4025-0...0-...0	6AG4131-3.....-....	6AG4132-2.....-....
	SIMATIC IPC127E	SIMATIC IPC227E (Nanobox PC)	SIMATIC IPC327E	SIMATIC IPC427E (MicroBOX PC)	SIMATIC IPC527G (Box PC)	SIMATIC IPC627E (Box PC)	SIMATIC IPC827D (Box PC)
Emission of conducted and non-conducted interference							
<ul style="list-style-type: none"> Interference emission via line/AC current cables 	EN 61000-6-4:2007 +A1:2011 (industrial environments), EN 61000-6-3:2007 +A1:2011 (residential environments), CISPR 22 Class B, FCC Class A	EN 61000-6-3, EN 61000-6-4, CISPR 22 Class B, FCC Class A		EN 61000-6-3, EN 61000-6-4, CISPR 22 Class B, FCC Class A		EN 61000-6-3, EN 61000-6-4, CISPR 22 Class B, FCC Class A	EN 61000-6-3, EN 61000-6-4, CISPR 22 Class B, FCC Class A
Degree and class of protection							
IP degree of protection	IP40	IP40	IP40	IP20		IP20	
IP (at the front)					IP20		IP20
IP (rear)					IP20		IP20
Standards, approvals, certificates							
CE mark	Yes	Yes	Yes	Yes	Yes	Yes	Yes
CSA approval					Yes; No. 61010-1-12, No. 61010-2-201		
UL approval	Yes	Yes	Yes	Yes	Yes	Yes	Yes
<ul style="list-style-type: none"> UL 508 		Yes		Yes			Yes
cULus		Yes	Yes	Yes	Yes; UL 61010-1, UL 61010-2-201	Yes	Yes
RCM (formerly C-TICK)	Yes	Yes	Yes	Yes	Yes	Yes	Yes
KC approval		Yes		Yes	Yes	Yes	Yes
EAC (formerly Gost-R)	Yes		Yes	Yes	Yes	Yes	
FCC	Yes	Yes	Yes	Yes	Yes	Yes	Yes
EMC	CE, EN 61000-6-4:2007, EN 61000-6-2:2005	CE, EN 61000-6-4:2007, EN 61000-6-2:2005		CE, EN 55022A, EN 61000-6-4, EN 61000-6-2		CE, EN 61000-6-3:2007 +A1:2011, EN 61000-6-2:2005	CE, EN 61000-6-3:2007 +A1:2011, EN 61000-6-2:2005
Dust protection	Protection against foreign bodies > 1 mm	Protection against foreign bodies > 1 mm	Protection against foreign bodies > 1 mm				
Use in hazardous areas							
<ul style="list-style-type: none"> ATEX Zone 2 IECEX Zone 2 cULus Class I Zone 2, Division 2 		Yes; Optional Yes; Optional Yes; Optional		Yes; Optional Yes; Optional Yes; Optional			
Marine approval							
<ul style="list-style-type: none"> Germanischer Lloyd (GL) American Bureau of Shipping (ABS) Bureau Veritas (BV) Det Norske Veritas (DNV) Korean Register of Shipping (KRS) Lloyds Register of Shipping (LRS) Nippon Kaiji Kyokai (Class NK) Chinese Classification Society (CCS) 		Yes Yes Yes Yes Yes Yes Yes		Yes Yes Yes Yes Yes Yes		Yes Yes Yes Yes Yes	Yes Yes Yes Yes

PC-based Automation

Industrial PC

Box PC

Technical specifications (continued)

Article number	6AG4021-0A.1.-...A0 SIMATIC IPC127E	6ES7647-8B...-.... SIMATIC IPC227E (Nanobox PC)	6AG4022-0A...-.... SIMATIC IPC327E	6AG4141-.....-.... SIMATIC IPC427E (MicroBOX PC)	6AG4025-0...0-...0 SIMATIC IPC527G (Box PC)	6AG4131-3.....-.... SIMATIC IPC627E (Box PC)	6AG4132-2.....-.... SIMATIC IPC827D (Box PC)
Ambient conditions							
Ambient temperature during operation							
• Ambient temperature during operation	0 °C to 55 °C	0 °C up to 60 °C (-20 °C as option)	0 °C to 50 °C	0 °C to 55 °C	0 to +45°C	+5 °C up to 55 °C	+5 °C up to 55 °C
Ambient temperature during storage/transportation							
• min.	-20 °C	-20 °C	-20 °C	-40 °C	-20 °C	-20 °C	-20 °C
• max.	70 °C	60 °C	60 °C	70 °C	60 °C	60 °C	60 °C
Relative humidity							
• Relative humidity	5 ... 85 % at 30 °C, no condensation	Tested according to IEC 60068-2-78, IEC 60068-2-30: Operation: 5 % to 85 % at 30 °C (no condensation), storage / transport: 5 % to 95 % at 25 / 55 °C (no condensation)		Tested according to IEC 60068-2-78, IEC 60068-2-30: Operation: 5% to 80% at 25 °C (no condensation), Storage: 5% to 95% at 25 °C (no condensation)	8 ... 85 % at 30 °C, no condensation	Tested according to IEC 60068-2-78, IEC 60068-2-30: Operation: 5% to 80% at 25 °C (no condensation), Storage: 5% to 95% at 25 °C (no condensation)	
Vibrations							
• Vibration resistance during operation acc. to IEC 60068-2-6					Tested according to DIN IEC 60068-2-6: 10 Hz to 58 Hz: 0.0375 mm, 58 Hz to 200 Hz: 4.9 m/s ²		
Shock testing							
• Shock load during operation					Tested in accordance with IEC 60068-2-27: With SSD: 150 m/s ² , 11 ms; with HDD: 9.8 m/s ² , 20 ms		
Operating systems							
pre-installed operating system	Windows 10 Enterprise 2016 LTSC or 2019 LTSC 64-bit, MUI	Windows 7 Ultimate 32-bit / 64-bit, MUI; Windows Embedded Standard 7 E/P, 32-bit / 64-bit	Windows 7 Ultimate (Multi-Language), 64 bit; Windows 10 Enterprise 2016 LTSC, 64 bit	Windows 7 Ultimate (Multi-Language) 64-bit, Windows Embedded Standard 7 E/P 32-bit / 64-bit, Windows 10	Windows 7 Ultimate (Multi-Language) 32-bit / 64-bit; Windows 10 Enterprise 2016 LTSC	Windows 10 Enterprise 2016 LTSC or 2019 LTSC 64-bit, MUI	Windows 7 Ultimate, 32-bit/ 64-bit, MUI; Windows Embedded Standard 7 P, 32-bit, MUI; Windows 10 Enterprise 2015 or 2016 LTSC, 64-bit, MUI
Additional info on operating system					Multi-Language User Interface (MUI): 5 languages (English, German, French, Spanish, Italian)		
without operating system	Yes; Optional	Yes; Optional	Yes; Optional	Yes; Optional	Yes	Yes; Optional	Yes

Technical specifications (continued)

Article number	6AG4021-0A.1- ...A0	6ES7647-8B...-	6AG4022-0A...-	6AG4141-.....-....	6AG4025-0...0- ...0	6AG4131-3.....-....	6AG4132-2.....-....
	SIMATIC IPC127E	SIMATIC IPC227E (Nanobox PC)	SIMATIC IPC327E	SIMATIC IPC427E (MicroBOX PC)	SIMATIC IPC527G (Box PC)	SIMATIC IPC627E (Box PC)	SIMATIC IPC827D (Box PC)
pre-installed operating system							
• Windows 7		Yes; Ultimate 32 bit or 64 bit	Yes; Ultimate 64 bit	Yes; Ultimate 32 bit or 64 bit	Yes; Ultimate 32 bit or 64 bit		Yes; Ultimate 32 bit or 64 bit
• Windows 10					Yes; Windows 10 Enterprise 2016 LTSB, 64 bit, MUI		
• Windows 10 Enterprise	Yes; Windows 10 Enterprise 2016 LTSB or 2019 LTSC 64-bit, MUI	Yes; Windows 10 Enterprise 2016 LTSB, 64 bit, MUI	Yes; Windows 10 Enterprise 2016 LTSB, 64 bit, MUI	Yes; Windows 10 Enterprise 2016 LTSB, 64 bit, MUI		Yes; Windows 10 Enterprise 2016 LTSB or 2019 LTSC 64-bit, MUI	Yes; Windows 10 Enterprise 2015 or 2016 LTSB, 64-bit, MUI
Software							
SIMATIC Software		Optionally with pre-installed SIMATIC WinCC RT Advanced / Software Controller CPU 1500S software bundle		Optionally with pre-installed SIMATIC WinCC RT Advanced / Software Controller CPU 1500S software bundle			
Dimensions							
Width	85 mm	191 mm	254 mm	262 mm	260 mm	314 mm	312 mm
Height	85 mm	100 mm	140 mm	139.7 mm	135 mm	93 mm; For variant 5x PCI(e): 155 mm	155 mm; With DVD drive: 179 mm
Depth	41 mm	60 mm	75 mm	55.5 mm	225 mm	301 mm; incl. mounting rail	301 mm; incl. mounting rail

More information is available on the Internet at:
<http://www.siemens.com/simatic-pc>

PC-based Automation

Industrial PC

Box PC

SIMATIC IPC127E

Overview



SIMATIC IPC127E: **Ultra-compact IoT gateway for data collection, pre-processing, and forwarding of data**

Thanks to the ultra-compact enclosure, which has a volume of just 0.3 liters, the SIMATIC IPC127E can be easily – even subsequently – integrated into the control cabinet or directly on the machine with minimal space requirements.

The enclosed all-metal enclosure enables the new industrial PC to be used flexibly and maintenance-free even under harsh conditions.

Thus the SIMATIC IPC127E makes it possible to reliably record / collect / process / transfer data directly in the production environment and can be flexibly used as an IoT gateway between the cloud or the corporate IT level and production.

Thanks to pre-configured versions, the right product is available to users in a very short time.

Technical specifications

Article number	6AG4021-0A.1-...A0 SIMATIC IPC127E
Installation type/mounting	
Mounting	DIN rail, wall mounting, portrait mounting
Design	Box PC, built-in unit
Supply voltage	
Type of supply voltage	24 V DC
Mains buffering	
• Mains/voltage failure stored energy time	5 ms
Processor	
Processor type	Intel Atom E3930 / E3940
Chipset	SoC
Graphic	
Graphics controller	Integrated
Drives	
SSD	Yes; 32 / 64 / 128 GB
Memory	
Type of memory	DDR4 onboard
Main memory	2 / 4 GB RAM
Capacity of main memory, max.	4 Gbyte

Article number	6AG4021-0A.1-...A0 SIMATIC IPC127E
Interfaces	
Number of industrial Ethernet interfaces	3; Ethernet (2x RJ45, optional 3x RJ45)
USB port	2x USB 3.0 / 4x USB 3.0
Connection for keyboard/mouse	USB / USB
Video interfaces	
• Graphics interface	1x DisplayPort
Industrial Ethernet	
• Industrial Ethernet interface	
- 100 Mbps	Yes
- 1000 Mbps	Yes
Protocols	
Protocols (Ethernet)	
• TCP/IP	Yes
Integrated Functions	
Monitoring functions	
• Temperature monitoring	Yes
• Watchdog	Yes
• Status LEDs	1x power, 3x user
• Fan	No
• Monitoring function via network	Optional

Technical specifications (continued)

Article number	6AG4021-0A.1.-..A0 SIMATIC IPC127E
EMC	
Interference immunity against discharge of static electricity	
<ul style="list-style-type: none"> Interference immunity against discharge of static electricity 	±6 kV contact discharge acc. to IEC 61000-4-2; ±8 kV air discharge acc. to IEC 61000-4-2
Interference immunity against high-frequency electromagnetic fields	
<ul style="list-style-type: none"> Interference immunity against high frequency radiation 	10 V/m, 80 MHz to 2 GHz, 80 % AM acc. to IEC 61000-4-3; 3 V/m, 2 GHz to 2.7 GHz, 80 % AM acc. to IEC 61000-4-3; 10 V, 10 kHz to 80 MHz, 80 % AM acc. to IEC 61000-4-6
Interference immunity to cable-borne interference	
<ul style="list-style-type: none"> Interference immunity on supply cables 	±2 kV (according to IEC 61000-4-4; burst); ±0,5 kV (according to IEC 61000-4-5; surge pulse/line to line); ±1 kV (according to IEC 61000-4-5; surge pulse/line to ground)
<ul style="list-style-type: none"> Interference immunity on signal cables >30m 	±2 kV acc. to IEC 61000-4-5, surge, length > 30 m
<ul style="list-style-type: none"> Interference immunity on signal cables < 30m 	±1 kV acc. to IEC 61000-4-4; burst; length < 3 m; ±2 kV acc. to IEC 61000-4-4; burst; length > 3 m
Interference immunity against voltage surge	
<ul style="list-style-type: none"> asymmetric interference 	±2 kV acc. to IEC 61000-4-5, surge asymmetric
<ul style="list-style-type: none"> symmetric interference 	±1 kV acc. to IEC 61000-4-5, surge symmetric
Interference immunity to magnetic fields	
<ul style="list-style-type: none"> Interference immunity to magnetic fields at 50 Hz 	100 A/m; to IEC 61000-4-8
Emission of conducted and non-conducted interference	
<ul style="list-style-type: none"> Interference emission via line/AC current cables 	EN 61000-6-4:2007 +A1:2011 (industrial environments), EN 61000-6-3:2007 +A1:2011 (residential environments), CISPR 22 Class B, FCC Class A
Degree and class of protection	
IP degree of protection	IP40

Article number	6AG4021-0A.1.-..A0 SIMATIC IPC127E
Standards, approvals, certificates	
CE mark	Yes
UL approval	Yes
RCM (formerly C-TICK)	Yes
EAC (formerly Gost-R)	Yes
FCC	Yes
EMC	CE, EN 61000-6-4:2007, EN 61000-6-2:2005
Dust protection	Protection against foreign bodies > 1 mm
Ambient conditions	
Ambient temperature during operation	
<ul style="list-style-type: none"> Ambient temperature during operation 	0 °C to 55 °C
Ambient temperature during storage/transportation	
<ul style="list-style-type: none"> min. max. 	-20 °C 70 °C
Relative humidity	
<ul style="list-style-type: none"> Relative humidity 	5 ... 85 % at 30 °C, no condensation
Operating systems	
pre-installed operating system	Windows 10 Enterprise 2016 LTSC or 2019 LTSC 64-bit, MUI
without operating system	Yes; Optional
pre-installed operating system	
<ul style="list-style-type: none"> Windows 10 Enterprise 	Yes; Windows 10 Enterprise 2016 LTSC or 2019 LTSC 64-bit, MUI
Dimensions	
Width	85 mm
Height	85 mm
Depth	41 mm

PC-based Automation

Industrial PC

Box PC

SIMATIC IPC127E

Ordering data

SIMATIC IPC127E

Processor / RAM / TPM

- Atom E3930 (2C/2T) / 2 GB RAM
- Atom E3940 (4C/4T) / 4 GB RAM
- Atom E3930 (2C/2T) / 2 GB RAM / TPM (not for China)
- Atom E3940 (4C/4T) / 4 GB RAM / TPM (not for China)

Box type

- Basic version; 2x Ethernet RJ45, 2x USB 3.0
- Extended version; 3x Ethernet RJ45, 4x USB 3.0

Article No.

6AG4021 - 0 A 1 - A 0
A
B
C
D
1
2

Article No.

SIMATIC IPC127E

Operating system

- Without
- Windows 10 Enterprise LTSC 2016, 64-bit, MUI (En, De, Es, Fr, It)
- Windows 10 Enterprise LTSC 2019, 64-bit, MUI (En, De, Fr, It, Es)

Drives

- 32 GB SSD
- 64 GB SSD
- 128 GB SSD

6AG4021 - 0 A 1 - A 0
0
1
2
A
B
C

Preferred variants

Configuration 1

- Processor / RAM: 2 core / 2 GB RAM
- Box type: Base
- Operating system: Without
- Drive: 32 GB SSD

6AG4021-0AA11-0AA0

Configuration 2

- Processor / RAM: 2 core / 2 GB RAM
- Box type: Extended
- Operating system: Without
- Drive: 64 GB SSD

6AG4021-0AA12-0BA0

Configuration 3

- Processor / RAM: 4 core / 4 GB RAM
- Box type: Base
- Operating system: Without
- Drive: 64 GB SSD

6AG4021-0AB11-0BA0

Configuration 4

- Processor / RAM: 4 core / 4 GB RAM
- Box type: Extended
- Operating system: Without
- Drive: 128 GB SSD

6AG4021-0AB12-0CA0

Configuration 5

- Processor / RAM: 2 core / 2 GB RAM
- Box type: Base
- Operating system: Windows 10 Enterprise 2016 LTSC, 64-bit, MUI
- Drive: 64 GB SSD

6AG4021-0AA11-1BA0

Configuration 6

- Processor / RAM: 4 core / 4 GB RAM
- Box type: Base
- Operating system: Windows 10 Enterprise 2016 LTSC, 64-bit, MUI
- Drive: 64 GB SSD

6AG4021-0AB11-1BA0

Configuration 7

- Processor / RAM: 4 core / 4 GB RAM
- Box type: Base
- Operating system: Windows 10 Enterprise 2016 LTSC, 64-bit, MUI
- Drive: 128 GB SSD

6AG4021-0AB11-1CA0

Configuration 8

- Processor / RAM: 4 core / 4 GB RAM
- Box type: Extended
- Operating system: Windows 10 Enterprise 2016 LTSC, 64-bit, MUI
- Drive: 64 GB SSD

6AG4021-0AB12-1BA0

Configuration 9

- Processor / RAM: 4 core / 4 GB RAM
- Box type: Extended
- Operating system: Windows 10 Enterprise 2016 LTSC, 64-bit, MUI
- Drive: 128 GB SSD

6AG4021-0AB12-1CA0

Note:

All configurations of the SIMATIC IPC127E do not include any mounting accessories. They must be ordered separately.


Mounting accessories

DIN rail	6AG4021-0AA20-0AA1
Wall-mount	6AG4021-0AA20-0AA2
Book-mount Base	6AG4021-0AA20-0AA3
Book-mount Extended	6AG4021-0AA20-0AA4
Book-mount DIN-Rail	6AG4021-0AA20-0AA5

Additional information is available on the Internet at:

<http://www.siemens.com/simatic-ipc>

Overview



SIMATIC IPC227E (Nanobox PC): The Box PC with optimized performance in compact design – maintenance-free and rugged

The SIMATIC IPC227E Nanobox PC is an extremely compact and flexible embedded industrial PC.

Thanks to its closed, dust-protected all-metal enclosure, the IPC227E offers maximum industrial functionality for flexible use under harsh conditions—while remaining maintenance-free.

Modern interfaces and the option for expansion via a PCIe slot mean this Box PC can be easily integrated into the automation system. The latest Intel Dual-Core and Quad-Core processors ensure excellent performance here in an ultra-compact design.

Technical specifications

Article number	6ES7647-8B...-.... SIMATIC IPC227E (Nanobox PC)
Installation type/mounting	
Mounting	DIN rail, wall mounting, portrait mounting
Design	Box PC, built-in unit
Supply voltage	
Type of supply voltage	24 V DC
Mains buffering	
• Mains/voltage failure stored energy time	20 ms
Processor	
Processor type	Intel Celeron N2807 / N2930, Intel Atom E3845
Chipset	SoC
Graphic	
Graphics controller	Integrated
Drives	
Hard disk	2.5" SATA ≥ 320 GB
SSD	Yes; 128 / 240 / 480 GB
Memory	
Type of memory	DDR3L SO-DIMM
Main memory	2 / 4 / 8 GB
Capacity of main memory, max.	8 Gbyte
Data areas and their retentivity	
Retentive data area (incl. timers, counters, flags), max.	512 kbyte; 128 KB can be stored in the buffer time; optional
Hardware configuration	
Slots	
• free slots	1x PCIe (x1) (optional)
• Number of PCI slots	1; Optional
• Number of compact flash slots	1; CFast
Interfaces	
Number of industrial Ethernet interfaces	2; 2x Ethernet (RJ45)
USB port	1x USB 3.0 / 3x USB 2.0
Connection for keyboard/mouse serial interface	USB / USB Without / 2x COM (RS 232 / 422 / 485), selectable in the BIOS
Video interfaces	
• Graphics interface	1x DisplayPort
Industrial Ethernet	
• Industrial Ethernet interface	2x Ethernet (RJ45)
- 100 Mbps	Yes
- 1000 Mbps	Yes
Integrated Functions	
Monitoring functions	
• Temperature monitoring	Yes
• Watchdog	Yes
• Status LEDs	1x power, 3x user
• Fan	No
• Monitoring function via network	Optional

PC-based Automation

Industrial PC

Box PC

SIMATIC IPC227E

Technical specifications (continued)

Article number	6ES7647-8B...-.... SIMATIC IPC227E (Nanobox PC)
EMC	
Interference immunity against discharge of static electricity	
<ul style="list-style-type: none"> Interference immunity against discharge of static electricity 	±6 kV contact discharge acc. to IEC 61000-4-2; ±8 kV air discharge acc. to IEC 61000-4-2
Interference immunity against high-frequency electromagnetic fields	
<ul style="list-style-type: none"> Interference immunity against high frequency radiation 	10 V/m for 80 - 1 000 MHz and 1.4 - 2 GHz, 80% AM acc. to IEC 61000-4-3; 3 V/m for 2 - 2.7 GHz, 80% AM acc. to IEC 61000-4-3; 10 V for 10 kHz - 80 MHz, 80% AM acc. to IEC 61000-4-6
Interference immunity to cable-borne interference	
<ul style="list-style-type: none"> Interference immunity on supply cables Interference immunity on signal cables >30m Interference immunity on signal cables < 30m 	±2 kV acc. to IEC 61000-4-4, burst; ±1 kV acc. to IEC 61000-4-5, surge symmetric; ±2 kV acc. to IEC 61000-4-5, surge asymmetric ±2 kV acc. to IEC 61000-4-5, surge, length > 30 m ±1 kV acc. to IEC 61000-4-4; burst; length < 3 m; ±2 kV acc. to IEC 61000-4-4; burst; length > 3 m
Interference immunity against voltage surge	
<ul style="list-style-type: none"> asymmetric interference symmetric interference 	±2 kV acc. to IEC 61000-4-5, surge asymmetric ±1 kV acc. to IEC 61000-4-5, surge symmetric
Interference immunity to magnetic fields	
<ul style="list-style-type: none"> Interference immunity to magnetic fields at 50 Hz 	100 A/m; to IEC 61000-4-8
Emission of conducted and non-conducted interference	
<ul style="list-style-type: none"> Interference emission via line/AC current cables 	EN 61000-6-3, EN 61000-6-4, CISPR 22 Class B, FCC Class A
Degree and class of protection	
IP degree of protection	IP40
Standards, approvals, certificates	
CE mark	Yes
UL approval	Yes
<ul style="list-style-type: none"> UL 508 	Yes
cULus	Yes
RCM (formerly C-TICK)	Yes
KC approval	Yes
FCC	Yes
EMC	CE, EN 61000-6-4:2007, EN 61000-6-2:2005
Dust protection	Protection against foreign bodies > 1 mm

Article number	6ES7647-8B...-.... SIMATIC IPC227E (Nanobox PC)
Use in hazardous areas	
<ul style="list-style-type: none"> ATEX Zone 2 IECEx Zone 2 cULus Class I Zone 2, Division 2 	Yes; Optional Yes; Optional Yes; Optional
Marine approval	
<ul style="list-style-type: none"> Germanischer Lloyd (GL) American Bureau of Shipping (ABS) Bureau Veritas (BV) Det Norske Veritas (DNV) Korean Register of Shipping (KRS) Lloyds Register of Shipping (LRS) Nippon Kaiji Kyokai (Class NK) Chinese Classification Society (CCS) 	Yes Yes Yes Yes Yes Yes Yes Yes
Ambient conditions	
Ambient temperature during operation	
<ul style="list-style-type: none"> Ambient temperature during operation 	0 °C up to 60 °C (-20 °C as option)
Ambient temperature during storage/transportation	
<ul style="list-style-type: none"> min. max. 	-20 °C 60 °C
Relative humidity	
<ul style="list-style-type: none"> Relative humidity 	Tested according to IEC 60068-2-78, IEC 60068-2-30: Operation: 5 % to 85 % at 30 °C (no condensation), storage / transport: 5 % to 95 % at 25 / 55 °C (no condensation)
Operating systems	
pre-installed operating system	Windows 7 Ultimate 32-bit / 64-bit, MUJ; Windows Embedded Standard 7 E/P, 32-bit / 64-bit
without operating system	Yes; Optional
pre-installed operating system	
<ul style="list-style-type: none"> Windows 7 Windows 10 Enterprise 	Yes; Ultimate 32 bit or 64 bit Yes; Windows 10 Enterprise 2016 LTSB, 64 bit, MUJ
Software	
SIMATIC Software	Optionally with pre-installed SIMATIC WinCC RT Advanced / Software Controller CPU 1500S software bundle
Dimensions	
Width	191 mm
Height	100 mm
Depth	60 mm

Ordering data	Article No.	Article No.
SIMATIC IPC227E	6ES7647- 8 B	SIMATIC IPC227E
<u>Processor</u>		<u>Mass storage</u>
<ul style="list-style-type: none"> Celeron N2807 (2C/2T) Celeron N2930 (4C/4T) Celeron N2807 (2C/2T)/TPM (not for China) Celeron N2930 (4C/4T)/TPM (not for China) Celeron E3845 ET (4C/4T) / TPM (not for China) 	A B C D E	<ul style="list-style-type: none"> None 128 GB SSD 240 GB SSD 480 GB SSD 60 GB SSD ET 4 GB CFast 8 GB CFast 16 GB CFast 30 GB CFast 320 GB HDD
<u>Work memory/NVRAM</u>		<u>Software</u>
<ul style="list-style-type: none"> 2 GB 4 GB 8 GB 2 GB/NVRAM 4 GB/NVRAM 8 GB/NVRAM 4 GB RAM ET / NVRAM 	1 2 3 4 5 6 7	<ul style="list-style-type: none"> Without SIMATIC software CPU 1507S WinCC RT Advanced V14, 128 PT (V15 license package) WinCC RT Advanced V14, 512 PT (V15 license package) WinCC RT Advanced V14, 2 048 PT (V15 license package) WinCC RT Advanced V14, 4 096 PT (V15 license package) CPU 1507S/WinCC RT Advanced V14, 128 PT (V15 license package) CPU 1507S/WinCC RT Advanced V14, 512 PT (V15 license package) CPU 1507S/WinCC RT Advanced V14, 2 048 PT (V15 license package) CPU 1507S/WinCC RT Advanced V14, 4 096 PT (V15 license package) Starter system, with CPU1507S and WinCC RT Advanced, without licenses Industrial Edge
<u>Device version/interface</u>		<u>Mounting accessories</u>
<ul style="list-style-type: none"> Basis without COM Basis with COM1/2 PCIe without COM PCIe with COM1/2 	1 2 3 4	<ul style="list-style-type: none"> Standard mounting rail Wall mounting Portrait mounting DIN rail mounting with ATEX/IECEX Cat 3G Zone 2 / cULus Class I Div. 2 Wall mounting with ATEX/IECEX Cat 3G Zone 2 / cULus Class I Div. 2 Portrait mounting with ATEX/IECEX Cat 3G Zone 2 / cULus Class I Div. 2
<u>Operating system</u>		
<ul style="list-style-type: none"> Without operating system Windows Embedded Standard 7 E SP1, English, 32-bit Windows Embedded Standard 7 E SP1, English, 64-bit Windows Embedded Standard 7 P SP1, English, 32-bit Windows Embedded Standard 7 P SP1, English, 64-bit Windows 7 Ultimate SP1, 32-bit, MUI (en, de, fr, it, es) Windows 7 Ultimate SP1, 64-bit, MUI (en, de, fr, it, es) Windows 10 IoT Enterprise 2016 LTSB, 64-bit, MUI (en, de, fr, it, es) 	0 1 2 3 4 5 6 7	

Note:

Please assemble the required IPC configuration using the TIA Selection Tool or the configurator in the Industry Mall in order to ensure suitability; we do not accept any liability for configurations compiled by users themselves.

Additional information is available on the Internet at:

<http://www.siemens.com/simatic-ipc>

PC-based Automation

Industrial PC

Box PC

SIMATIC IPC327E**Overview****SIMATIC IPC327E**

Based on Intel Celeron process technology, the SIMATIC IPC327E Box PC represents a new IPC platform which has been specifically developed for cost-optimized, PC-based applications in industrial and industry-oriented environments.

It is above all distinguished by a large number of interfaces for easy connection to existing and new systems, fast availability from stock as well as a fanless industrial design.

Technical specifications

Article number	6AG4022-0A...-.... SIMATIC IPC327E
Installation type/mounting	
Mounting	Standard mounting rail, wall mounting (horizontal and vertical)
Design	Box PC, built-in unit
Supply voltage	
Type of supply voltage	24 V DC
Mains buffering	
• Mains/voltage failure stored energy time	10 ms
Processor	
Processor type	Intel Celeron N3160
Chipset	SoC
Graphic	
Graphics controller	Integrated
Drives	
Hard disk	500 GB HDD
SSD	Yes; 256 GB SSD
Memory	
Type of memory	DDR3L
Main memory	4 GB, 8 GB
Capacity of main memory, max.	8 Gbyte
Hardware configuration	
Slots	
• free slots	1x mPCIe (half-size), 1x mSATA (full-size)
Interfaces	
Number of industrial Ethernet interfaces	2; 2x Ethernet (RJ45)
USB port	4x USB 2.0, 2x USB 3.0 (high current)
Connection for keyboard/mouse	USB / USB
serial interface	6x COM (4x RS 232, 2x RS 232 / 422 / 485 switchable)
Video interfaces	
• Graphics interface	1x DisplayPort, 1x VGA
Industrial Ethernet	
• Industrial Ethernet interface	2x Ethernet (RJ45)
- 100 Mbps	Yes
- 1000 Mbps	Yes
Protocols	
Protocols (Ethernet)	
• TCP/IP	Yes
Integrated Functions	
Monitoring functions	
• Temperature monitoring	Yes
• Watchdog	Yes
• Status LEDs	POWER, HDD
• Fan	No

Technical specifications (continued)

Article number	6AG4022-0A...-.... SIMATIC IPC327E
EMC	
Interference immunity against discharge of static electricity	
<ul style="list-style-type: none"> Interference immunity against discharge of static electricity 	±6 kV contact; ±8 kV air (to IEC 1000-4-2; ESD)
Interference immunity against high-frequency electromagnetic fields	
<ul style="list-style-type: none"> Interference immunity against high frequency radiation 	10 V/m for 80 ... 1 000 MHz, 80 % AM according to IEC 61000-4-3; 3 V/m for 1.4 ... 6 GHz, 80 % AM according to IEC 61000-4-3
Interference immunity to cable-borne interference	
<ul style="list-style-type: none"> Interference immunity on supply cables 	±2 kV (according to IEC 61000-4-4, burst); ±1 kV (according to IEC 61000-4-5, surge pulse/line to line); ±2 kV (according to IEC 61000-4-5, surge pulse/line to ground)
<ul style="list-style-type: none"> Interference immunity on signal cables >30m 	±2 kV acc. to IEC 61000-4-4, burst; ±2 kV acc. to IEC 61000-4-5, surge
<ul style="list-style-type: none"> Interference immunity on signal cables < 30m 	±1 kV acc. to IEC 61000-4-4, Burst
Interference immunity against voltage surge	
<ul style="list-style-type: none"> asymmetric interference 	±2 kV acc. to IEC 61000-4-5, surge asymmetric
<ul style="list-style-type: none"> symmetric interference 	±1 kV acc. to IEC 61000-4-5, surge symmetric
Interference immunity to magnetic fields	
<ul style="list-style-type: none"> Interference immunity to magnetic fields at 50 Hz 	100 A/m; to IEC 61000-4-8
Degree and class of protection	
IP degree of protection	IP40

Article number	6AG4022-0A...-.... SIMATIC IPC327E
Standards, approvals, certificates	
CE mark	Yes
UL approval	Yes
cULus	Yes
RCM (formerly C-TICK)	Yes
EAC (formerly Gost-R)	Yes
FCC	Yes
Dust protection	Protection against foreign bodies > 1 mm
Ambient conditions	
Ambient temperature during operation	
<ul style="list-style-type: none"> Ambient temperature during operation 	0 °C to 50 °C
Ambient temperature during storage/transportation	
<ul style="list-style-type: none"> min. max. 	-20 °C 60 °C
Relative humidity	
<ul style="list-style-type: none"> Relative humidity 	Tested according to IEC 60068-2-78, IEC 60068-2-30: Operation: 5 % to 85 % at 30 °C (no condensation), storage / transport: 5 % to 95 % at 25 / 55 °C (no condensation)
Operating systems	
pre-installed operating system	Windows 7 Ultimate (Multi-Language), 64 bit; Windows 10 Enterprise 2016 LTSB, 64 bit
without operating system	Yes; Optional
pre-installed operating system	
<ul style="list-style-type: none"> Windows 7 Windows 10 Enterprise 	Yes; Ultimate 64 bit Yes; Windows 10 Enterprise 2016 LTSB, 64 bit, MUI
Dimensions	
Width	254 mm
Height	140 mm
Depth	75 mm

PC-based Automation

Industrial PC

Box PC

SIMATIC IPC327E**Ordering data****Article No.****SIMATIC IPC327E**

1 x display port graphic
1 x VGA port graphic
2x 10/100/1 000 Mbps
Ethernet RJ45
2 x USB 3.0; 4 x USB 2.0;
6 x serial ports (COM)

Processor

- Celeron N3160 (4C/4T)

A

Work memory

- 4 GB RAM
- 8 GB RAM

2

3

Expansions/interfaces

- 1x mPCIe / 1x mSata

1

Operating system

- Without operating system
- Windows Ultimate SP1, 64-bit MUI
(en, de, fr, it, es)

0

1

Drives

- Without
- 500 GB HDD
- 256 GB SSD

A

B

C

Power supply

- 24 V DC

A

Mounting accessories

- Installation, VESA installation

1

Article No.*Preferred variants
(available ex stock)***SIMATIC IPC327E****Configuration 1**

Intel Celeron Quad Core N3160
(1.6 GHz)
500 GB HDD SATA, internal
4 GB RAM (1 x 4 GB)
Without operating system
24 V DC; interfaces:
2 x Gbit Ethernet (RJ45),
6 x USB 2.0; 2 x USB 3.0; 6 x serial,
1 x Display Port, 1 x VGA, audio

6AG4022-0AA21-0BA1**Configuration 2**

Intel Celeron Quad Core N3160
(1.6 GHz)
500 GB HDD SATA, internal
4 GB RAM (1 x 4 GB)
Windows 7 Ultimate 64-bit
24 V DC
Interfaces: 2 x Gbit Ethernet (RJ45),
6 x USB 2.0; 2 x USB 3.0; 6 x serial,
1 x display port, 1 x VGA, audio

6AG4022-0AA21-1BA1**Configuration 3**

Intel Celeron Quad Core N3160
(1.6 GHz)
256 GB SSD, internal
4 GB RAM (1 x 4 GB)
Without operating system
24 V DC
Interfaces: 2 x Gbit Ethernet (RJ45),
6 x USB 2.0; 2 x USB 3.0; 6 x serial,
1 x display port, 1 x VGA, audio

6AG4022-0AA21-0CA1**Configuration 4**

Intel Celeron Quad Core N3160
(1.6 GHz)
256 GB SSD, internal
4 GB RAM (1 x 4 GB)
Windows 7 Ultimate 64-bit
24 V DC
Interfaces: 2 x Gbit Ethernet (RJ45),
6 x USB 2.0; 2 x USB 3.0; 6 x serial,
1 x display port, 1 x VGA, audio

6AG4022-0AA21-1CA1**Configuration 5**

Intel Celeron Quad Core N3160
(1.6 GHz)
256 GB SSD, internal
4 GB RAM (1 x 4 GB)
Windows 10 Enterprise 2016 LTSB,
64-bit, MUI
24 V DC
Interfaces: 2 x Gbit Ethernet (RJ45),
6 x USB 2.0; 2 x USB 3.0; 6 x serial,
1 x display port, 1 x VGA, audio

6AG4022-0AA21-2CA1

Additional information is available on the Internet at:

<http://www.siemens.com/simatic-pc>

Overview



SIMATIC IPC427E (Microbox PC): The powerful embedded IPC – maintenance-free with versatile configuration

Ready-to-run, complete solution:

- Ultra-compact
- Maintenance-free
- Intel Core i technology of the 6th Generation

Technical specifications

Article number	6AG4141-..... SIMATIC IPC427E (MicroBOX PC)
General information	
Product type designation	IPC427E
Installation type/mounting	
Mounting	DIN rail, wall mounting, portrait mounting
Design	Box PC, built-in unit
Supply voltage	
Type of supply voltage	24 V DC
Mains buffering	
• Mains/voltage failure stored energy time	20 ms
Processor	
Processor type	Celeron G3902 (2C/2T, 1.6 GHz, 2 MB Cache); Core i3-6102E (2C/4T, 1.9 GHz, 3 MB Cache); Core i5-6442EQ (4C/4T, 1.9 (2.7) GHz, 6 MB Cache, iAMT); Xeon E3-1505L v5 (4C/8T, 2.0 (2.8) GHz, 8 MB Cache, iAMT)
Chipset	Intel C236 / Intel H110
Graphic	
Graphics controller	Intel HD graphics controller
Drives	
Optical drives	possible as external drive via USB
Hard disk	2.5" SATA ≥ 320 GB
SSD	Yes; 128 / 240 / 480 GB
Memory	
Type of memory	DDR4-2400 SO-DIMM
Main memory	4 / 8 / 16 Gbyte, ECC optional
Capacity of main memory, max.	16 Gbyte
Data areas and their retentivity	
Retentive data area (incl. timers, counters, flags), max.	512 kbyte; 128 KB can be stored in the buffer time; optional
Hardware configuration	
Slots	
• free slots	2x PCIe; optional: 1x PCIe (x4); 2x PCIe (x1, x4), with card retainer
• Number of PCI slots	2; Optional
• Number of compact flash slots	1; CFast
Interfaces	
Number of industrial Ethernet interfaces	3; Ethernet (2x RJ45, optional 3x RJ45)
USB port	4x USB 3.0
Connection for keyboard/mouse serial interface	USB / USB Without / 2x COM (RS 232 / 485 / 422; switchable)
Video interfaces	
• Graphics interface	2x DisplayPort
Industrial Ethernet	
• Industrial Ethernet interface	3x Ethernet (RJ45)
- 100 Mbps	Yes
- 1000 Mbps	Yes

PC-based Automation

Industrial PC

Box PC

SIMATIC IPC427E

Technical specifications (continued)

Article number	6AG4141-1-.....-1-.... SIMATIC IPC427E (MicroBOX PC)
Interrupts/diagnostics/status information	
Bus diagnostics	Yes
Integrated Functions	
Monitoring functions	
• Temperature monitoring	Yes
• Watchdog	Yes
• Status LEDs	1x power, 3x user
• Fan	No
• Monitoring function via network	Optional
EMC	
Interference immunity against discharge of static electricity	
• Interference immunity against discharge of static electricity	±6 kV contact discharge acc. to IEC 61000-4-2; ±8 kV air discharge acc. to IEC 61000-4-2
Interference immunity against high-frequency electromagnetic fields	
• Interference immunity against high frequency radiation	10 V/m for 80 - 1 000 MHz and 1.4 - 2 GHz, 80% AM acc. to IEC 61000-4-3; 3 V/m for 2 - 2.7 GHz, 80% AM acc. to IEC 61000-4-3; 10 V for 10 kHz - 80 MHz, 80% AM acc. to IEC 61000-4-6
Interference immunity to cable-borne interference	
• Interference immunity on supply cables	±2 kV acc. to IEC 61000-4-4, burst; ±1 kV acc. to IEC 61000-4-5, surge symmetric; ±2 kV acc. to IEC 61000-4-5, surge asymmetric
• Interference immunity on signal cables >30m	±2 kV acc. to IEC 61000-4-5, surge, length > 30 m
• Interference immunity on signal cables < 30m	±1 kV acc. to IEC 61000-4-4; burst; length < 3 m; ±2 kV acc. to IEC 61000-4-4; burst; length > 3 m
Interference immunity against voltage surge	
• asymmetric interference	±2 kV acc. to IEC 61000-4-5, surge asymmetric
• symmetric interference	±1 kV acc. to IEC 61000-4-5, surge symmetric
Interference immunity to magnetic fields	
• Interference immunity to magnetic fields at 50 Hz	100 A/m; to IEC 61000-4-8
Emission of conducted and non-conducted interference	
• Interference emission via line/AC current cables	EN 61000-6-3, EN 61000-6-4, CISPR 22 Class B, FCC Class A
Degree and class of protection	
IP degree of protection	IP20

Article number	6AG4141-1-.....-1-.... SIMATIC IPC427E (MicroBOX PC)
Standards, approvals, certificates	
CE mark	Yes
UL approval	Yes
• UL 508	Yes
cULus	Yes
RCM (formerly C-TICK)	Yes
KC approval	Yes
EAC (formerly Gost-R)	Yes
FCC	Yes
EMC	CE, EN 55022A, EN 61000-6-4, EN 61000-6-2
Use in hazardous areas	
• ATEX Zone 2	Yes; Optional
• IECEx Zone 2	Yes; Optional
• cULus Class I Zone 2, Division 2	Yes; Optional
Marine approval	
• Germanischer Lloyd (GL)	Yes
• American Bureau of Shipping (ABS)	Yes
• Bureau Veritas (BV)	Yes
• Det Norske Veritas (DNV)	Yes
• Korean Register of Shipping (KRS)	Yes
• Lloyds Register of Shipping (LRS)	Yes
• Nippon Kaiji Kyokai (Class NK)	Yes
Ambient conditions	
Ambient temperature during operation	
• Ambient temperature during operation	0 °C to 55 °C
Ambient temperature during storage/transportation	
• min.	-40 °C
• max.	70 °C
Relative humidity	
• Relative humidity	Tested according to IEC 60068-2-78, IEC 60068-2-30: Operation: 5% to 80% at 25 °C (no condensation), Storage: 5% to 95% at 25 °C (no condensation)
Operating systems	
pre-installed operating system	Windows 7 Ultimate (Multi-Language) 64-bit, Windows Embedded Standard 7 E/P 32-bit / 64-bit, Windows 10
without operating system	Yes; Optional
pre-installed operating system	
• Windows 7	Yes; Ultimate 32 bit or 64 bit
• Windows 10 Enterprise	Yes; Windows 10 Enterprise 2016 LTSB, 64 bit, MU1
Software	
SIMATIC Software	Optionally with pre-installed SIMATIC WinCC RT Advanced / Software Controller CPU 1500S software bundle
Dimensions	
Width	262 mm
Height	139.7 mm
Depth	55.5 mm

Ordering data	Article No.	Article No.
SIMATIC IPC427E (Box PC) ¹⁾	6AG4141-	SIMATIC IPC427E (Box PC) ¹⁾
<u>Processor and fieldbus</u>		<u>Mass storage, externally accessible</u>
• Celeron G3902E; 2 x Gigabit Ethernet (IE/PN)	0	• Without external mass storage
• Celeron G3902E; 3 x Gigabit Ethernet (IE/PN)	1	• CFast 2 GB without operating system
• Core i3-6102E; 3 x Gigabit Ethernet (IE/PN)	3	• CFast 4 GB without operating system
• Core i5-6442EQ; 3 x Gigabit Ethernet (IE/PN)	5	• CFast 8 GB (only optionally with operating system/software if no internal mass storage or HDD)
• Xeon E3-1505L; 3 x Gigabit Ethernet (IE/PN)	7	• CFast 16 GB (only optionally with operating system/software if no internal mass storage or HDD)
• CFast 128 GB (only optionally with operating system/software if no internal mass storage or HDD)		• CFast 256 GB (only optionally with operating system/software if no internal mass storage or HDD)
<u>Mounting accessories/ATEX</u>		<u>Mass storage, internal</u>
• DIN rail mounting	B	• Without internal mass storage
• Wall mounting	C	• 128 GB solid-state drive SATA
• Portrait mounting	D	• 240 GB solid-state drive SATA
• DIN rail mounting with ATEX/IECEX Cat 3G Zone 2/cULus Class I Div. 2	F	• 480 GB solid-state drive SATA
• Wall mounting with ATEX/IECEX Cat 3G Zone 2/cULus Class I Div. 2	G	• 320 GB HDD
• Portrait mounting with ATEX/IECEX Cat 3G Zone 2/cULus Class I Div. 2	H	
<u>Work memory/NVRAM/ECC</u>		<u>SIMATIC Software (bundles/starter system)</u>
• 4 GB	A	• Without SIMATIC software
• 8 GB	B	• CPU 1507S
• 16 GB	C	• WinCC RT Advanced V15
• 8 GB with ECC	D	- 128 PT
• 16 GB with ECC	E	- 512 PT
• 4 GB and NVRAM	F	- 2 048 PT
• 8 GB and NVRAM	G	- 4 096 PT
• 16 GB and NVRAM	H	- 8 192 PT
• 8 GB with ECC and NVRAM	J	
• 16 GB with ECC and NVRAM	K	CPU 1507S / WinCC RT Advanced V15
<u>Expansions/interfaces</u>		- 128 PT
• No RS 232/RS 485, without PCIe	0	- 512 PT
• No RS 232/RS 485 and one PCIe	1	- 2 048 PT
• No RS 232/RS 485 and two PCIe	2	- 4 096 PT
• Two RS 232/RS 485, without PCIe	3	- 8 192 PT
• Two RS 232/RS 485 and one PCIe	4	• IPC starter system with CPU 1507S and WinCC RT Advanced, without licenses
• Two RS 232/RS 485 and two PCIe	5	
<u>Operating system</u>		<u>Power supply</u>
• Without operating system	0	• 24 V DC industrial power supply
• Windows Embedded Standard 7 SP1, English, 32-bit	1	• 24 V DC and TPM ²⁾ (not for China or Russia)
• Windows Embedded Standard 7 SP1, English, 64-bit	2	
• Windows Embedded Standard 7 SP1, English, 64-bit, multi-touch	3	
• Windows 7 Ultimate SP1, 64-bit, MUI (en, de, fr, it, es)	4	
• Windows 10 Enterprise 2016 LTSB (64-bit) for Celeron, Core i3 and Core i5 processors	7	
• Windows 10 Enterprise 2016 LTSB (64-bit) for Xeon processors	8	

¹⁾ For an up-to-date overview, see the SIMATIC PC Online Configurator:

<http://www.siemens.com/ipc-configurator>

²⁾ TPM = Trusted Platform Module

PC-based Automation

Industrial PC

Box PC

SIMATIC IPC427D**Overview*****SIMATIC IPC427D (Microbox PC): The powerful embedded IPC – maintenance-free with versatile configuration***

Ready-to-run, complete solution:

- Ultra-compact
- Maintenance-free
- Intel Core i-technology of the 3rd Generation

Technical specifications

Article number	6AG4140-.....0 SIMATIC IPC427D (Microbox PC)	6AG4140-.....8 SIMATIC IPC427D (Microbox PC) with TPM
Installation type/mounting		
Mounting	DIN rail, wall mounting, portrait mounting	
Design	Box PC, built-in unit	
Supply voltage		
Type of supply voltage	24 V DC	24 V DC
Processor		
Processor type	Celeron 827E (1C/1T, 1.40 GHz, 1.5 MB Cache); Core i3-3217UE (2C/4T, 1.60 GHz, 3 MB Cache); Core i7-3517UE (2C/4T, 1.70 (2.80) GHz, 4 MB Cache, iAMT)	
Graphic		
Graphics controller	Intel HD Graphics, Intel HD Graphics 4000	
Drives		
Hard disk	2.5" SATA ≥ 320 GB	
SSD	Yes; 1x 240 GB SSD, 1x 480 GB SSD	
Memory		
Type of memory	DDR3 SO-DIMM	DDR3 SO-DIMM
Main memory	2 / 4 / 8 GB; ECC optional	
Capacity of main memory, max.	8 Gbyte	8 Gbyte
Data areas and their retentivity		
Retentive data area (incl. timers, counters, flags), max.	512 kbyte; 128 KB can be stored in the buffer time; optional	
Hardware configuration		
Slots		
• free slots	2x PCIe; optional: 1x PCIe (x4); 2x PCIe (x1, x4), with card retainer	2x PCI; optional: 1x PCI & 1x PCIe (x16); 2x PCIe (x4, x16); with card retainer
• Number of PCI slots	2; Optional	2; Optional
• Number of compact flash slots	2; CFast	2; CFast

Technical specifications (continued)

Article number	6AG4140-.....-...0 SIMATIC IPC427D (Microbox PC)	6AG4140-.....-...8 SIMATIC IPC427D (Microbox PC) with TPM
Interfaces		
Number of PROFINET interfaces	1; 3 ports (incl. switch)	
USB port	4x USB 3.0	4x USB 3.0
Connection for keyboard/ mouse	USB / USB	
serial interface	COM1: 1x RS 232, COM2 (optional): 1x RS 232	
Video interfaces		
• Graphics interface	1x DisplayPort and 1x DVI-I; 1x VGA via adapter cable (optional)	
Industrial Ethernet		
• Industrial Ethernet interface	Onboard, 2x 10/100/1 000 Mbit, RJ45, no plug-in card necessary	
- 100 Mbps	Yes	Yes
- 1000 Mbps	Yes	Yes
Interrupts/diagnostics/status information		
Bus diagnostics	Yes	Yes
Integrated Functions		
Monitoring functions		
• Temperature monitoring	Yes	Yes
• Watchdog	Yes	Yes
• Status LEDs	Yes	Yes
• Fan	No	No
• Monitoring function via network	Optional	Optional
EMC		
Interference immunity against discharge of static electricity		
• Interference immunity against discharge of static electricity	±6 kV contact discharge acc. to IEC 61000-4-2; ±8 kV air discharge acc. to IEC 61000-4-2	
Interference immunity against high-frequency electromagnetic fields		
• Interference immunity against high frequency radiation	10 V/m for 80 - 1 000 MHz and 1.4 - 2 GHz, 80% AM acc. to IEC 61000-4-3; 3 V/m for 2 - 2.7 GHz, 80% AM acc. to IEC 61000-4-3; 10 V for 10 kHz - 80 MHz, 80% AM acc. to IEC 61000-4-6	

Article number	6AG4140-.....-...0 SIMATIC IPC427D (Microbox PC)	6AG4140-.....-...8 SIMATIC IPC427D (Microbox PC) with TPM
Interference immunity to cable-borne interference		
• Interference immunity on supply cables	±2 kV acc. to IEC 61000-4-4, burst; ±1 kV acc. to IEC 61000-4-5, surge symmetric; ±2 kV acc. to IEC 61000-4-5, surge asymmetric	
• Interference immunity on signal cables >30m	±2 kV acc. to IEC 61000-4-5, surge, length > 30 m	
• Interference immunity on signal cables < 30m	±1 kV acc. to IEC 61000-4-4; burst; length < 3 m; ±2 kV acc. to IEC 61000-4-4; burst; length > 3 m	
Interference immunity against voltage surge		
• asymmetric interference	±2 kV acc. to IEC 61000-4-5, surge asymmetric	
• symmetric interference	±1 kV acc. to IEC 61000-4-5, surge symmetric	
Interference immunity to magnetic fields		
• Interference immunity to magnetic fields at 50 Hz	100 A/m; to IEC 61000-4-8	
Emission of conducted and non-conducted interference		
• Interference emission via line/AC current cables	EN 61000-6-3, EN 61000-6-4, CISPR 22 Class B, FCC Class A	
Degree and class of protection		
IP (at the front)	IP20	IP20
IP (rear)	IP20	IP20

PC-based Automation

Industrial PC

Box PC

SIMATIC IPC427D**Technical specifications** (continued)

Article number	6AG4140-.....-...0 SIMATIC IPC427D (Microbox PC)	6AG4140-.....-...8 SIMATIC IPC427D (Microbox PC) with TPM
Standards, approvals, certificates		
CE mark	Yes; CE marking / EC Declaration of Conformity	
UL approval	Yes	Yes
• UL 508	Yes	Yes
cULus	Yes	Yes
RCM (formerly C-TICK)	Yes	Yes
KC approval	Yes	Yes
FCC	Yes	Yes
EMC	CE, EN 55022A, EN 61000-6-4, EN 61000-6-2	
Use in hazardous areas		
• ATEX Zone 2	Yes; Optional	Yes; Optional
• IECEx Zone 2	Yes; Optional	Yes; Optional
• cULus Class I Zone 2, Division 2	Yes; Optional	Yes; Optional
Marine approval		
• Germanischer Lloyd (GL)	Yes	Yes
• American Bureau of Shipping (ABS)	Yes	Yes
• Bureau Veritas (BV)	Yes	Yes
• Det Norske Veritas (DNV)	Yes	Yes
• Korean Register of Shipping (KRS)	Yes	Yes
• Lloyds Register of Shipping (LRS)	Yes	Yes
• Nippon Kaiji Kyokai (Class NK)	Yes	Yes

Article number	6AG4140-.....-...0 SIMATIC IPC427D (Microbox PC)	6AG4140-.....-...8 SIMATIC IPC427D (Microbox PC) with TPM
Ambient conditions		
Ambient temperature during operation		
• Ambient temperature during operation	0 °C up to 55 °C	0 °C up to 55 °C
Ambient temperature during storage/transportation		
• min.	-40 °C	-40 °C
• max.	70 °C	70 °C
Relative humidity		
• Relative humidity	Tested according to IEC 60068-2-78, IEC 60068-2-30: Operation: 5% to 80% at 25 °C (no condensation), Storage: 5% to 95% at 25 °C (no condensation)	
Operating systems		
pre-installed operating system	Windows 7 Ultimate (Multi-Language) 32-bit / 64-bit, Windows Embedded Standard 7 E/P 32-bit / 64-bit	
without operating system	Yes; Optional	Yes; Optional
pre-installed operating system		
• Windows 7	Yes; Ultimate 32 bit or 64 bit	
Dimensions		
Width	262 mm	262 mm
Height	139.7 mm	139.7 mm
Depth	50.5 mm	50.5 mm

Ordering data	Article No.	Article No.
SIMATIC IPC427D (Box PC) ¹⁾²⁾	6AG4140-	SIMATIC IPC427D (Box PC) ¹⁾²⁾
<u>Processor and fieldbus</u>		<u>Expansions/interfaces:</u>
<ul style="list-style-type: none"> Celeron U827E (1C/1T, 1.4 GHz, 1.5 MB Cache); 2 x Gigabit Ethernet (IE/PN) 0 Celeron U827E (1C/1T, 1.4 GHz, 1.5 MB Cache); 2 x Gigabit Ethernet (IE/PN); PROFIBUS DP12 1 Celeron U827E (1C/1T, 1.4 GHz, 1.5 MB Cache); 2 x Gigabit Ethernet (IE/PN); CAN interface 2 Core i3-3217UE (2C/4T, 1.6 GHz, 3 MB Cache); 2 x Gigabit Ethernet (IE/PN) 3 Core i3-3217UE (2C/4T, 1.6 GHz, 3 MB Cache); 2 x Gigabit Ethernet (IE/PN); PROFIBUS DP12 4 Core i3-3217UE (2C/4T, 1.6 GHz, 3 MB Cache); 1 x Gigabit Ethernet (IE/PN); 1 x PROFINET (IRT, 3 ports) 5 Core i7-3517UE (2C/4T, 1.7 (2.8) GHz, 4 MB Cache); 2 x Gigabit Ethernet (IE/PN) (optional ECC only here) 6 Core i7-3517UE (2C/4T, 1.7 (2.8) GHz, 4 MB Cache); 2 x Gigabit Ethernet (IE/PN); PROFIBUS DP12 7 Core i7-3517UE (2C/4T, 1.7 (2.8) GHz, 4 MB Cache); 1 x Gigabit Ethernet (IE/PN); 1 x PROFINET (IRT, 3 ports) 8 		<ul style="list-style-type: none"> One RS 232, without PCIe 0 One RS 232 and one PCIe 1 One RS 232 and two PCIe 2 Second RS 232, without PCIe 3 Second RS 232 and one PCIe 4 Second RS 232 and second PCIe 5
<u>Mounting accessories:</u>		<u>Operating system:</u>
<ul style="list-style-type: none"> Without mounting accessories A Standard DIN rail mounting B Wall mounting D Portrait mounting E Standard DIN rail mounting with ATEX/IECEx Cat 3G Zone 2 / cULus Class I Div. 2 M Wall mounting with ATEX/IECEx Cat 3G Zone 2 / cULus Class I Div. 2 N Portrait mounting with ATEX/IECEx Cat 3G Zone 2/cULus Class I Div. 2 P 		<ul style="list-style-type: none"> Without operating system 0 Windows Embedded Standard 7 Professional, 32-bit, MUI 3 Windows Embedded Standard 7 SP1, English, 32-bit 4 Windows Embedded Standard 7 SP1, English, 64-bit 5 Windows 7 Ultimate SP1, 32-bit, MUI (en, de, fr, it, es) 6 Windows 7 Ultimate SP1, 64-bit, MUI (en, de, fr, it, es) 7
<u>Work memory/NVRAM/ECC:</u>		<u>Mass storage, externally accessible:</u>
<ul style="list-style-type: none"> 1 GB A 2 GB B 4 GB C 8 GB D 4 GB with ECC (only with Core i7, 2 x Gigabit Ethernet (IE/PN)) G 8 GB with ECC (only with Core i7, 2 x Gigabit Ethernet (IE/PN)) H 1 GB and NVRAM J 2 GB and NVRAM K 4 GB and NVRAM L 8 GB and NVRAM M 4 GB with ECC and NVRAM (only with Core i7, 2 x Gigabit Ethernet (IE/PN)) N 8 GB with ECC and NVRAM (only with Core i7, 2 x Gigabit Ethernet (IE/PN)) P 		<ul style="list-style-type: none"> Without external mass storage 0 CFast 2 GB Without operating system 1 CFast 4 GB (only optionally with operating system if no internal mass storage) 2 CFast 8 GB (only optionally with operating system if no internal mass storage) 3 CFast 16 GB (only optionally with operating system if no internal mass storage) 4
		<u>Internal mass storage:</u>
		<ul style="list-style-type: none"> Without internal mass storage A CFast 2 GB, without software B CFast 4 GB, without software C CFast 8 GB, without software D CFast 16 GB, without software E 320 GB HDD K 240 GB solid-state drive (standard) P 480 GB solid-state drive (standard) R
		<u>SIMATIC software preinstalled:</u>
		<ul style="list-style-type: none"> Without SIMATIC software A
		<u>Power supplies:</u>
		<ul style="list-style-type: none"> 24 V DC industrial power supply 0 24 V DC and TPM ⁴⁾ (not for China or Russia) 8



1) Built to order versions with a delivery time of max. 15 working days and with identified repair, if not preferred type.
 2) For an up-to-date overview, see the SIMATIC PC online configurator at: <http://www.siemens.com/ipc-configurator>
 3) Only with "work memory and NVRAM".
 4) TPM = Trusted Platform Module

Note:
 Please assemble the required IPC configuration using the TIA Selection Tool or the configurator in the Industry Mall in order to ensure suitability; we do not accept any liability for configurations compiled by users themselves.

PC-based Automation

Industrial PC
Box PC

SIMATIC IPC527G

Overview



SIMATIC IPC527G

The SIMATIC IPC527G box PC is a new product in the SIMATIC Industrial PC portfolio, which is characterized by high performance and flexibility at an extremely attractive price.

Powerful processors (Intel Core i Desktop CPUs), numerous interfaces, and the support of existing systems make the SIMATIC IPC527G a robust and low-cost platform for a wide range of industrial applications.

Technical specifications

Article number	6AG4025-0...0-...0 SIMATIC IPC527G (Box PC)
Installation type/mounting	
Mounting	Wall mounting, portrait mounting, desktop mounting
Design	Box PC, built-in unit
Supply voltage	
Type of supply voltage	100/240V AC (autorange) 50/60 Hz
Line frequency	
• Rated value 50 Hz	Yes
• Rated value 60 Hz	Yes
Processor	
Processor type	Core i7-6700 (4C/8T, 3.4 (4.0) GHz, 8 MB Cache); Core i5-6500 (4C/4T, 3.2 (3.6) GHz, 6 MB Cache); Pentium G4400 (2C/2T, 3.3 GHz, 3 MB Cache)
Chipset	Intel H110
Graphic	
Graphics controller	Onboard Intel HD graphics 530/510 integrated in processor
Drives	
Hard disk	1 TB HDD
SSD	Yes; Optional
Memory	
Type of memory	DDR4-2133 SO-DIMM
Main memory	4 / 8 / 16 GB, supports up to 32 GB
Capacity of main memory, max.	32 Gbyte
Hardware configuration	
Slots	
• free slots	1x PCIe (x16), optional 1x PCIe (x1), 2x PCI additionally
• Number of PCI slots	2; Optional
• Number of PCI slots	2; Optional
Interfaces	
Number of industrial Ethernet interfaces	3; 3x Gigabit Ethernet (IE/PN), RJ45 optional; 2x Gigabit Ethernet (IE/PN), RJ45 basic configuration
Number of PROFINET interfaces	3; 2 ports base configuration, 3 ports optional
USB port	4x USB 3.0, 1x USB 2.0 internal, 2x USB 2.0 optional
Connection for keyboard/mouse serial interface	USB / USB
	2x RS 232 / 485 / 422 combined, 2x RS 232 optional
Multimedia	
• Audio In/Out	Yes
• Microphone In	Yes
Video interfaces	
• Graphics interface	1x DisplayPort, 1x VGA
Industrial Ethernet	
• Industrial Ethernet interface	2x Ethernet (RJ45), 1x Ethernet (RJ45) additional option
- 100 Mbps	Yes
- 1000 Mbps	Yes

Technical specifications (continued)

Article number	6AG4025-0...0-...0 SIMATIC IPC527G (Box PC)
Integrated Functions	
Monitoring functions	
• Status LEDs	POWER, HDD
EMC	
Interference immunity against discharge of static electricity	
• Interference immunity against discharge of static electricity	±6 kV contact discharge acc. to IEC 61000-4-2; ±8 kV air discharge acc. to IEC 61000-4-2
Degree and class of protection	
IP (at the front)	IP20
IP (rear)	IP20
Standards, approvals, certificates	
CE mark	Yes
CSA approval	Yes; No. 61010-1-12, No. 61010-2-201
UL approval	Yes
cULus	Yes; UL 61010-1, UL 61010-2-201
RCM (formerly C-TICK)	Yes
KC approval	Yes
EAC (formerly Gost-R)	Yes
FCC	Yes

Article number	6AG4025-0...0-...0 SIMATIC IPC527G (Box PC)
Ambient conditions	
Ambient temperature during operation	
• Ambient temperature during operation	0 to +45 °C
Ambient temperature during storage/transportation	
• min.	-20 °C
• max.	60 °C
Relative humidity	
• Relative humidity	8 ... 85 % at 30 °C, no condensation
Vibrations	
• Vibration resistance during operation acc. to IEC 60068-2-6	Tested according to DIN IEC 60068-2-6: 10 Hz to 58 Hz: 0.0375 mm, 58 Hz to 200 Hz: 4.9 m/s ²
Shock testing	
• Shock load during operation	Tested in accordance with IEC 60068-2-27: With SSD: 150 m/s ² , 11 ms; with HDD: 9.8 m/s ² , 20 ms
Operating systems	
pre-installed operating system	Windows 7 Ultimate (Multi-Language) 32-bit / 64-bit; Windows 10 Enterprise 2016 LTSB
Additional info on operating system	Multi-Language User Interface (MUI): 5 languages (English, German, French, Spanish, Italian)
without operating system	Yes
pre-installed operating system	
• Windows 7	Yes; Ultimate 32 bit or 64 bit
• Windows 10	Yes; Windows 10 Enterprise 2016 LTSB, 64 bit, MUI
Dimensions	
Width	260 mm
Height	135 mm
Depth	225 mm

PC-based Automation

Industrial PC

Box PC

SIMATIC IPC527G

Ordering data

Article No.

SIMATIC IPC527G

All-metal enclosure for high electromagnetic compatibility and mechanical ruggedness, flexible installation: Desktop, wall, portrait and tower mounting, opening of the enclosure cover for expansion and replacement of PC components (e.g. PC cards or HDD) without a tool, dust protection through overpressure ventilation, front LEDs: POWER, HDD

Processor

- Pentium G4400 ((2C/2T)
3.3 GHz, 3 MB Cache) **A**
- Core i5-6500 ((4C/4T)
3.2 (3.6) GHz, 6 MB Cache) **C**
- Core i7-6700 ((4C/4T)
3.4 (4.0) GHz, 8 MB Cache) **D**

Drives

- 1 TB HDD **B**
- 128 GB SSD **D**
- 256 GB SSD **E**
- 512 GB SSD **F**
- Without drive, prepared for 1 x 2.5" SATA **L**

Work memory

- 4 GB DDR4 RAM **1**
- 8 GB DDR4 RAM **2**
- 16 GB DDR4 RAM **3**

Operating system

- Without operating system **0**
- Windows Ultimate SP1, 32-bit MUI (en, de, fr, es, it) **1**
- Windows Ultimate SP1, 64-bit MUI (en, de, fr, es, it) **2**
- Windows 10 Enterprise LTSB 2016, 64-bit MUI (en, de, fr, es, it) for Pentium, Core i5 **3**
- Windows 10 Enterprise LTSB 2016, 64-bit MUI (en, de, fr, es, it) for Pentium, Core i7 **4**

Expansion

- 1x PCIe x16 **A**
- 1x PCIe x16; 1x PCIe x1; 2x PCI **B**

Specific expansions:

- Without **A**
- 2x RS 232, 2x USB2.0 additionally **B**
- 1 x Gbit LAN additionally (1 PCIe slot occupied) **C**
- 1 x Gbit LAN (1x PCIe slot occupied) and 2x RS 232; 2x USB2.0 additionally **D**

6AG4025- 0 ■ ■ ■ 0 - ■ ■ ■ 0

Article No.

Preferred variants

SIMATIC IPC527G

All-metal enclosure for high electromagnetic compatibility and mechanical ruggedness, flexible installation: Desktop, wall, portrait and tower mounting, opening of the enclosure cover for expansion and replacement of PC components (e.g. PC cards or HDD) without a tool, dust protection through overpressure ventilation, front LEDs: POWER, HDD; slots: 1 x PCIe x16, 1 x PCIe x1, 2 x PCI

Interfaces: 4 x USB 3.0, 3 x USB 2.0 (2 x front, 1 x internal), 2 x Gbit Ethernet, 2x RS 232/485/422 selectable, 2x RS 232, 1x 8-bit DIO, 1x DP, 1x VGA, audio

- Intel Pentium G4400, 4 GB RAM, 1 TB HDD mass storage **6AG4025-0AB10-0BB0**
- Intel Core i5-6500, 8 GB RAM, 1 TB HDD mass storage **6AG4025-0CB20-0BB0**
- Intel Core i5-6500, 8 GB RAM, 1 TB HDD mass storage, Windows 7 Ultimate **6AG4025-0CB20-2BB0**
- Intel Core i5-6500, 8 GB RAM, 128 GB SSD mass storage **6AG4025-0CD20-0BB0**
- Intel Core i5-6500, 8 GB RAM, 128 GB SSD mass storage, Windows 7 Ultimate **6AG4025-0CD20-2BB0**
- Intel Core i5-6500, 8 GB RAM, 256 GB SSD mass storage, Windows 7 Ultimate **6AG4025-0CE20-2BB0**
- Intel Core i5-6500, 8 GB RAM, 256 GB SSD mass storage, Windows 10 Enterprise LTSB 2016 **6AG4025-0CE20-3BB0**
- Intel Core i7-6700, 8 GB RAM, 512 GB SSD mass storage, Windows 7 Ultimate **6AG4025-0DF20-2BB0**
- Intel Core i7-6700, 8 GB RAM, 512 GB SSD mass storage, Windows 10 Enterprise LTSB 2016 **6AG4025-0DF20-4BB0**

4

Note:

Please assemble the required IPC configuration using the TIA Selection Tool or the configurator in the Industry Mall in order to ensure suitability; we do not accept any liability for configurations compiled by users themselves.

Additional information is available on the Internet at:

<http://www.siemens.com/simatic-pc>

Overview



SIMATIC IPC627E (Box PC): The high-end IPC with maximum performance, functional scope, and expansion capability

It offers:

- Maximum performance in the smallest space
- Intel Core i technology
- Removable hard disks (RAID1)

Technical specifications

Article number	6AG4131-3....-.... SIMATIC IPC627E (Box PC)
Installation type/mounting	
Mounting	Wall mounting, portrait mounting
Design	Box PC, built-in unit
Supply voltage	
Type of supply voltage	100/240 V AC (autorange); 24 V DC
Line frequency	
• Rated value 50 Hz	Yes
• Rated value 60 Hz	Yes
Mains buffering	
• Mains/voltage failure stored energy time	20 ms
Processor	
Processor type	Celeron G4900 (2C/2T, 3.1 GHz, 2 MB Cache; VT-d); Core i3-8100 (4C/4T, 3.6 GHz, 6 MB Cache, VT-d); Core i7-8700 (6C/12T, 3.2 (4.6) GHz, 12 MB Cache, VT-d, AMT)
Chipset	Intel C246
Graphic	
Graphics controller	Intel UHD Graphics 630 (Core i); Intel UHD Graphics 610 (Celeron)
Drives	
Hard disk	2.5" SATA ≥ 320 GB
SSD	Yes; SSD M.2 NVMe 512 GB; SSD 2.5" SATA 480 / 960 GB; RAID1 2x SSD 2.5" SATA 480 / 960 GB in removable drive bay
Memory	
Type of memory	DDR4-2666 DIMM
Main memory	4 / 8 / 16 / 32 / 64 GB
Capacity of main memory, max.	64 Gbyte
Data areas and their retentivity	
Retentive data area (incl. timers, counters, flags), max.	512 kbyte; 128 KB can be stored in the buffer time
Hardware configuration	
Slots	
• free slots	2x PCI; optional: 1x PCI & 1x PCIe (x16); 2x PCIe (x4, x16); 3x PCI & 2x PCIe (x16, x4); 5x PCIe (1x16, 2x4, 2x1); with card retainer
• Number of PCI slots	5; Optional
• Number of PCIe slots	5; Optional
Interfaces	
Number of industrial Ethernet interfaces	3; 3x Ethernet (RJ45)
USB port	6x USB 3.1 Gen. 2 (2x type C)
Connection for keyboard/mouse serial interface	USB / USB 1x COM
Video interfaces	
• Graphics interface	2x DisplayPort; 1x DVI-D
Industrial Ethernet	
• Industrial Ethernet interface	3x Ethernet (RJ45)
- 100 Mbps	Yes
- 1000 Mbps	Yes

PC-based Automation

Industrial PC

Box PC

SIMATIC IPC627E

Technical specifications (continued)

Article number	6AG4131-3....-.... SIMATIC IPC627E (Box PC)
Integrated Functions	
Monitoring functions	
• Temperature monitoring	Yes
• Watchdog	Yes
• Status LEDs	1x power, 3x user
• Fan	Yes
• Monitoring function via network	Optional
EMC	
Interference immunity against discharge of static electricity	
• Interference immunity against discharge of static electricity	±6 kV contact discharge acc. to IEC 61000-4-2; ±8 kV air discharge acc. to IEC 61000-4-2
Interference immunity against high-frequency electromagnetic fields	
• Interference immunity against high frequency radiation	10 V/m for 80 ... 2 700 MHz, 80% AM acc. to IEC 61000-4-3; 3 V/m for 2.7 to 6 GHz, 80% AM acc. to IEC 61000-4-3; 10 V for 10 kHz to 80 MHz, 80% AM acc. to IEC 61000-4-6
Interference immunity to cable-borne interference	
• Interference immunity on supply cables	±2 kV acc. to IEC 61000-4-4, burst; ±1 kV acc. to IEC 61000-4-5, surge symmetric; ±2 kV acc. to IEC 61000-4-5, surge asymmetric
• Interference immunity on signal cables >30m	±2 kV acc. to IEC 61000-4-5, surge, length > 30 m
• Interference immunity on signal cables < 30m	±1 kV acc. to IEC 61000-4-4; burst; length < 3 m; ±2 kV acc. to IEC 61000-4-4; burst; length > 3 m
Interference immunity against voltage surge	
• asymmetric interference	±2 kV acc. to IEC 61000-4-5, surge asymmetric
• symmetric interference	±1 kV acc. to IEC 61000-4-5, surge symmetric
Interference immunity to magnetic fields	
• Interference immunity to magnetic fields at 50 Hz	100 A/m; to IEC 61000-4-8
Emission of conducted and non-conducted interference	
• Interference emission via line/AC current cables	EN 61000-6-3, EN 61000-6-4, CISPR 22 Class B, FCC Class A
Degree and class of protection	
IP degree of protection	IP20

Article number	6AG4131-3....-.... SIMATIC IPC627E (Box PC)
Standards, approvals, certificates	
CE mark	Yes
UL approval	Yes
cULus	Yes
RCM (formerly C-TICK)	Yes
KC approval	Yes
EAC (formerly Gost-R)	Yes
FCC	Yes
EMC	CE, EN 61000-6-3:2007 +A1:2011, EN 61000-6-2:2005
Marine approval	
• American Bureau of Shipping (ABS)	Yes
• Det Norske Veritas (DNV)	Yes
• Nippon Kaiji Kyokai (Class NK)	Yes
Ambient conditions	
Ambient temperature during operation	
• Ambient temperature during operation	+5 °C up to 55 °C
Ambient temperature during storage/transportation	
• min.	-20 °C
• max.	60 °C
Relative humidity	
• Relative humidity	Tested according to IEC 60068-2-78, IEC 60068-2-30: Operation: 5% to 80% at 25 °C (no condensation), Storage: 5% to 95% at 25 °C (no condensation)
Operating systems	
pre-installed operating system	Windows 10 Enterprise 2016 LTSC or 2019 LTSC 64-bit, MUI
without operating system	Yes; Optional
pre-installed operating system	
• Windows 10 Enterprise	Yes; Windows 10 Enterprise 2016 LTSC or 2019 LTSC 64-bit, MUI
Dimensions	
Width	314 mm
Height	93 mm; For variant 5x PCI(e): 155 mm
Depth	301 mm; incl. mounting rail

Ordering data	Article No.	Article No.	
<p>SIMATIC IPC627E (Box PC) ¹⁾</p> <p>UHD graphics onboard; 2x DP; 1x DVI-D; 3x Gigabit Ethernet (IE/PN) RJ45; 6x USB 3.1 Gen. 2; 1x serial (COM1); RAID controller onboard; watchdog, temperature/fan monitoring</p> <p><u>Processor:</u></p> <ul style="list-style-type: none"> Intel Celeron G4900 (2C/2T, 3.1 GHz, 2 MB Cache; VT-d) Intel Celeron G4900 (2C/2T, 3.1 GHz, 2 MB Cache; VT-d); NVRAM Intel Core i3-8100 (4C/4T, 3.6 GHz, 6 MB Cache, VT-d) Intel Core i3-8100 (4C/4T, 3.6 GHz, 6 MB Cache, VT-d); NVRAM Core i7-8700 (6C/12T, 3.2 (4.6) GHz, 12 MB Cache, VT-d, AMT) Core i7-8700 (6C/12T, 3.2 (4.6) GHz, 12 MB Cache, VT-d, AMT); NVRAM <p><u>Drives:</u></p> <ul style="list-style-type: none"> HDD 2.5" SATA 320 GB internal SSD 2.5" SATA 480 GB internal SSD 2.5" SATA 960 GB internal RAID1 2x SSD 2.5" SATA 480 GB internal RAID1 2x SSD 2.5" SATA 480 GB in removable drive bay RAID1 2x SSD 2.5" SATA 960 GB in removable drive bay M.2 SSD NVMe 512 GB M.2 SSD NVMe 512 GB; HDD 2.5" SATA 320 GB internal M.2 SSD NVMe 512 GB; SSD 2.5" SATA 480 GB internal M.2 SSD NVMe 512 GB; SSD 2.5" SATA 960 GB internal M.2 SSD NVMe 512 GB; RAID1 2x SSD 2.5" SATA 480 GB in removable drive bay M.2 SSD NVMe 512 GB; 2 removable drive bays without media 	<p>6AG4131- 3</p> <p>A</p> <p>B</p> <p>C</p> <p>D</p> <p>G</p> <p>H</p> <p>A</p> <p>C</p> <p>D</p> <p>E</p> <p>G</p> <p>H</p> <p>J</p> <p>K</p> <p>L</p> <p>M</p> <p>Q</p> <p>S</p>	<p>SIMATIC IPC627E (Box PC) ¹⁾</p> <p><u>Memory configuration:</u></p> <ul style="list-style-type: none"> 4 GB DDR4-2666 (1x 4 GB) 8 GB DDR4-2666 (2x 4 GB) 16 GB DDR4-2666 (2x 8 GB) 32 GB DDR4-2666 (2x 16 GB) 64 GB DDR4-2666 (4x 16 GB) <p><u>Power supply:</u></p> <ul style="list-style-type: none"> 24 V DC industrial power supply 110/230 V AC industrial power supply with NAMUR; without power cable 110/230 V AC industrial power supply unit with NAMUR; power supply cord Europe 110/230 V AC industrial power supply unit with NAMUR; power supply cord USA 110/230 V AC industrial power supply unit with NAMUR; power supply cord China <p><u>Operating system:</u></p> <ul style="list-style-type: none"> Windows 10 Enterprise 2016 LTSB, 64-bit, MUI (en, de, fr, it, es); for Celeron and i3 Windows 10 Enterprise 2016 LTSB, 64-bit, MUI (en, de, fr, it, es), for Core i7 Windows 10 Enterprise 2019 LTSC, 64-bit, MUI (En, De, Fr, It, Es); for Celeron and i3 Windows 10 Enterprise 2019 LTS, 64-bit, MUI (En, De, Fr, It, Es), for Core i7 Without operating system <p><u>Expansion (SW):</u></p> <ul style="list-style-type: none"> Without expansion SIMATIC IPC DiagMonitor included SIMATIC IPC Image & Partition Creator included SIMATIC IPC DiagMonitor, Image & Partition Creator included TPM ²⁾ (not for China or Russia) <p><u>Expansion (HW):</u></p> <ul style="list-style-type: none"> Without expansion (HW) 2 x USB in addition (1 slot occupied) Device without CMOS battery (CR2450N) <p><u>2nd expansion (HW):</u></p> <ul style="list-style-type: none"> 2 x PCI 1 x PCIe (x16); 1 x PCI 1 x PCIe (x16); 1 x PCIe (x4) 3 x PCI, 2 x PCIe (x16, x4) 5x PCIe (1x 16, 2x 4, 2x 1) 2 x PCI; enclosure painted 1 x PCIe (x16), 1 x PCI; enclosure painted 2 x PCIe (x16, x4); enclosure painted 	<p>0</p> <p>1</p> <p>2</p> <p>3</p> <p>4</p> <p>0</p> <p>1</p> <p>2</p> <p>3</p> <p>4</p> <p>0</p> <p>1</p> <p>2</p> <p>3</p> <p>8</p> <p>A</p> <p>B</p> <p>C</p> <p>D</p> <p>X</p> <p>A</p> <p>B</p> <p>C</p> <p>0</p> <p>1</p> <p>2</p> <p>3</p> <p>4</p> <p>5</p> <p>6</p> <p>7</p>

¹⁾ For an up-to-date overview, see the SIMATIC PC Online Configurator at: <http://www.siemens.com/ipc-configurator>

²⁾ TPM = Trusted Platform Module

Note:

Please assemble the required IPC configuration using the TIA Selection Tool or the configurator in the Industry Mall in order to ensure suitability; we do not accept any liability for configurations compiled by users themselves.

PC-based Automation

Industrial PC

Box PC

SIMATIC IPC627E

Ordering data	Article No.
<i>Accessories</i>	
Memory expansion	
• 4 GB DDR4 2666 SDRAM, DIMM	6ES7648-2AL60-0QA0
• 8 GB DDR4 2666 SDRAM, DIMM	6ES7648-2AL70-0QA0
• 16 GB DDR4 2666 SDRAM, DIMM	6ES7648-2AL80-0QA0
Assembly kit for portrait mounting	
• Upward or downward interface outlet (2-slot design)	6ES7648-1AA10-2YA0
• Interface outlet on front (2-slot design)	6ES7648-1AA10-2YB0
• Upward or downward interface outlet (5-slot design)	6ES7648-1AA30-2YA0
• Interface outlet on front (5-slot design)	6ES7648-1AA30-2YB0
SIMATIC PC power cable	
For Box PC and Panel PC, 230 V AC, angled, 3 m	
• For Germany, France, Spain, the Netherlands, Belgium, Sweden, Austria, Finland	6ES7900-1AA00-0XA0
• For United Kingdom	6ES7900-1BA00-0XA0
• For Switzerland	6ES7900-1CA00-0XA0
• For the USA	6ES7900-1DA00-0XA0
• For Italy	6ES7900-1EA00-0XA0
• For China	6ES7900-1FA00-0XA0

Additional information is available on the Internet at:

<http://www.siemens.com/simatic-pc>

Overview



SIMATIC IPC627D (Box PC): The high-end IPC – with maximum performance, functional scope, and expansion capability

It offers:

- Maximum performance in the smallest space
- Intel Xeon technology
- Removable hard disks (RAID1)

Technical specifications

Article number	6AG4131-2....-.... SIMATIC IPC627D (Box PC)
Installation type/mounting	
Mounting	Wall mounting, portrait mounting
Design	Box PC, built-in unit
Supply voltage	
Type of supply voltage	100/240 V AC (autorange); 24 V DC
Line frequency	
• Rated value 50 Hz	Yes
• Rated value 60 Hz	Yes
Mains buffering	
• Mains/voltage failure stored energy time	20 ms
Processor	
Processor type	Celeron G1820TE (2C/2T, 2.2 GHz, 2 MB Cache); Core i3-4330TE (2C/4T, 2.4 GHz, 4 MB Cache); Xeon E3-1268L v3 (4C/8T, 2.3 (3.3) GHz, 8 MB Cache, AMT)
Chipset	Intel DH82C226 PCH
Graphic	
Graphics controller	Intel HD graphics controller P4600 GT2 (Xeon, Core i3); Intel HD graphics controller (Celeron)
Drives	
Optical drives	DVD±R±RW combi-drive, optional
Hard disk	3.5" SATA ≥ 500 GB, optional: 3.5" SATA ≥ 1 TB; RAID1 2x 2.5" SATA ≥ 320 GB; solid-state drive (SSD) ≥ 240 GB; all hard disk drives within the enclosure are vibration-damped; RAID1 2x 2.5" SATA ≥ 320 GB byte in removable drive bay
SSD	Yes; ≥ 240 GB optional
Memory	
Type of memory	DDR3-1600 DIMM
Main memory	2 / 4 / 8 / 16 GB; ECC optional
Capacity of main memory, max.	16 Gbyte
Data areas and their retentivity	
Retentive data area (incl. timers, counters, flags), max.	2 Mbyte; 128 KB can be stored in the buffer time; optional
Hardware configuration	
Slots	
• free slots	2x PCI; optional: 1x PCI & 1x PCIe (x16); 2x PCIe (x4, x16); with card retainer
• Number of PCI slots	2; Optional
• Number of PCIe slots	2; Optional
Interfaces	
PROFIBUS/MPI	Optionally onboard, isolated, max. 12 Mbit/s, compatible with CP 5622
Number of industrial Ethernet interfaces	2; 2x RJ45 (independent)
Number of PROFINET interfaces	3; Optional
USB port	4x USB 3.0
Connection for keyboard/mouse serial interface	USB / USB
parallel interface	1x COM1 (RS 232), optional: 1x COM2 (RS 232)
	optional LPT1

PC-based Automation

Industrial PC
Box PC

SIMATIC IPC627D

Technical specifications (continued)

Article number	6AG4131-2....-.... SIMATIC IPC627D (Box PC)
Video interfaces	
• Graphics interface	1x DisplayPort and 1x DVI-I; 1x VGA via adapter cable (optional)
Industrial Ethernet	
• Industrial Ethernet interface	Onboard, 2x 10 / 100 / 1000 Mbit, RJ45
- 100 Mbps	Yes
- 1000 Mbps	Yes
Interrupts/diagnostics/status information	
Bus diagnostics	Yes
Integrated Functions	
Monitoring functions	
• Temperature monitoring	Yes
• Watchdog	Yes
• Status LEDs	Yes
• Fan	Yes
• Monitoring function via network	Optional
EMC	
Interference immunity against discharge of static electricity	
• Interference immunity against discharge of static electricity	±6 kV contact discharge acc. to IEC 61000-4-2; ±8 kV air discharge acc. to IEC 61000-4-2
Interference immunity against high-frequency electromagnetic fields	
• Interference immunity against high frequency radiation	10 V/m for 80 - 1 000 MHz and 1.4 - 2 GHz, 80% AM acc. to IEC 61000-4-3; 3 V/m for 2 - 2.7 GHz, 80% AM acc. to IEC 61000-4-3; 10 V for 10 kHz - 80 MHz, 80% AM acc. to IEC 61000-4-6
Interference immunity to cable-borne interference	
• Interference immunity on supply cables	±2 kV acc. to IEC 61000-4-4, burst; ±1 kV acc. to IEC 61000-4-5, surge symmetric; ±2 kV acc. to IEC 61000-4-5, surge asymmetric
• Interference immunity on signal cables >30m	±2 kV acc. to IEC 61000-4-5, surge, length > 30 m
• Interference immunity on signal cables < 30m	±1 kV acc. to IEC 61000-4-4; burst; length < 3 m; ±2 kV acc. to IEC 61000-4-4; burst; length > 3 m
Interference immunity against voltage surge	
• asymmetric interference	±2 kV acc. to IEC 61000-4-5, surge asymmetric
• symmetric interference	±1 kV acc. to IEC 61000-4-5, surge symmetric
Interference immunity to magnetic fields	
• Interference immunity to magnetic fields at 50 Hz	100 A/m; to IEC 61000-4-8
Emission of conducted and non-conducted interference	
• Interference emission via line/AC current cables	EN 61000-6-3, EN 61000-6-4, CISPR 22 Class B, FCC Class A

Article number	6AG4131-2....-.... SIMATIC IPC627D (Box PC)
Degree and class of protection	
IP (at the front)	IP20
IP (rear)	IP20
Standards, approvals, certificates	
CE mark	Yes
UL approval	Yes
• UL 508	Yes
cULus	Yes
RCM (formerly C-TICK)	Yes
KC approval	Yes
FCC	Yes
EMC	CE, EN 61000-6-3:2007 +A1:2011, EN 61000-6-2:2005
Marine approval	
• Germanischer Lloyd (GL)	Yes
• American Bureau of Shipping (ABS)	Yes
• Bureau Veritas (BV)	Yes
• Det Norske Veritas (DNV)	Yes
• Lloyds Register of Shipping (LRS)	Yes
• Nippon Kaiji Kyokai (Class NK)	Yes
Ambient conditions	
Ambient temperature during operation	
• Ambient temperature during operation	+5 °C up to 55 °C
Ambient temperature during storage/transportation	
• min.	-20 °C
• max.	60 °C
Relative humidity	
• Relative humidity	Tested according to IEC 60068-2-78, IEC 60068-2-30: Operation: 5% to 80% at 25 °C (no condensation), Storage: 5% to 95% at 25 °C (no condensation)
Operating systems	
pre-installed operating system	Windows 7 Ultimate, 32-bit/64-bit, MUI; Windows Embedded Standard 7 P, 32-bit, MUI; Windows 10 Enterprise 2015 or 2016 LTSB, 64-bit, MUI
without operating system	Yes
pre-installed operating system	
• Windows 7	Yes; Ultimate 32 bit or 64 bit
• Windows 10 Enterprise	Yes; Windows 10 Enterprise 2015 or 2016 LTSP, 64-bit, MUI
Dimensions	
Width	312 mm
Height	81 mm; with DVD drive: 105 mm
Depth	301 mm; incl. mounting rail

Ordering data	Article No.	Article No.	
<p>SIMATIC IPC627D¹⁾ HD graphics onboard (Xeon, i3: HD4600); 2 x Gigabit Ethernet (IE/PN) RJ45; 4 x USB V3.0; 1x serial (COM1); RAID controller onboard; watchdog, temp./fan monitoring;</p> <p><u>Processor:</u></p> <ul style="list-style-type: none"> Intel Celeron G1820TE (2C, 2.2 GHz, 2 MB Cache) Intel Celeron G1820TE (2C, 2.2 GHz, 2 MB Cache), PROFIBUS/MPI (CP 5622-compatible); 2 MB buffered SRAM Intel Celeron G1820TE (2C, 2.2 GHz, 2 MB Cache), PROFINET (IRT, 3 ports, CP 1616-compatible); 2 MB buffered SRAM Core i3-4330TE (2C/4T, 2.4 GHz, 4 MB Cache, VT-x); Core i3-4330TE (2C/4T, 2.4 GHz, 4 MB Cache, VT-x); PROFIBUS/MPI (CP 5622-compatible); 2 MB buffered SRAM; Core i3-4330TE (2C/4T, 2.4 GHz, 4 MB Cache, VT-x); PROFINET (IRT, 3 ports, CP 1616-compatible); 2 MB buffered SRAM; Xeon E3-1268Lv3 (4C/8T, 2.3 (3.3) GHz, 8 MB Cache, VT-d, AMT); Xeon E3-1268Lv3 (4C/8T, 2.3 (3.3) GHz, 8 MB Cache, VT-d, AMT); PROFIBUS/MPI (CP 5622-compatible); 2 MB buffered SRAM; Xeon E3-1268Lv3 (4C/8T, 2.3 (3.3) GHz, 8 MB Cache, VT-d, AMT); PROFINET (IRT, 3 ports, CP 1616-compatible); 2 MB buffered SRAM; <p><u>Drives</u></p> <ul style="list-style-type: none"> 500 GB HDD SATA 500 GB HDD SATA; DVD+/-RW 1 TB HDD SATA 1 TB HDD SATA; DVD+/-RW RAID1 2 x 320 GB SATA (2.5") RAID1 2 x 320 GB SATA (2.5"); DVD+/-RW Exchangeable SSD RAID1 2x 240 GB solid-state drive Exchangeable HDD RAID1 2 x 320 GB SATA (2.5") Exchangeable HDD RAID1 2 x 320 GB SATA (2.5"); solid-state drive, 240 GB Solid-state drive, 240 GB Solid-state drive, 240 GB; 320 GB HDD SATA (2.5") Solid-state drive, 240 GB; 320 GB HDD SATA (2.5"); DVD+/-RW Solid-state drive, 240 GB; DVD+/-RW Without drives; prepared for 2x 2.5" HDD 	<p>6AG4131- 2</p> <p>A</p> <p>B</p> <p>C</p> <p>D</p> <p>E</p> <p>F</p> <p>G</p> <p>H</p> <p>J</p> <p>A</p> <p>B</p> <p>D</p> <p>E</p> <p>G</p> <p>H</p> <p>J</p> <p>K</p> <p>L</p> <p>M</p> <p>N</p> <p>P</p> <p>S</p> <p>X</p>	<p>SIMATIC IPC627D¹⁾ <u>Memory configuration</u></p> <ul style="list-style-type: none"> 2 GB DDR3 1600 DIMM 4 GB DDR3 1600 DIMM 8 GB DDR3 1600 DIMM 16 GB DDR3 1600 DIMM 8 GB DDR3 1600 DIMM; ECC 16 GB DDR3 1600 DIMM; ECC <p><u>Expansion 1 (HW)</u></p> <ul style="list-style-type: none"> 2 x PCI; 1 x PCIe (x16); 1 x PCI 1 x PCIe (x16); 1 x PCIe (x4) <p><u>Expansion 2 (HW)</u></p> <ul style="list-style-type: none"> Without expansion (HW) 2 x USB in addition (1 slot occupied) COM2; LPT (1 slot occupied) 2 x USB in addition; COM2; LPT (2 slots occupied) <p><u>Operating system</u></p> <ul style="list-style-type: none"> Windows 7 Ultimate, 32-bit SP1, MUI (en, de, fr, it, es) Windows 7 Ultimate, 64-bit SP1, MUI (en, de, fr, it, es) Windows 10 Enterprise 2015 LTSB, 64-bit, MUI (en, de, fr, it, es) Windows Embedded Standard 7 P, 32-bit, SP1, MUI (en, de, fr, it, es) with SSD 240 GB option (without RAID) Windows 10 Enterprise 2016 LTSB, 64-bit, MUI (en, de, fr, it, es), for Celeron and i3 processors Windows 10 Enterprise 2016 LTSB, 64-bit, MUI (en, de, fr, it, es) for Xeon processors Without <p><u>Expansion (SW)</u></p> <ul style="list-style-type: none"> SIMATIC IPC DiagMonitor included SIMATIC IPC Image & Partition Creator included SIMATIC IPC DiagMonitor, Image & Partition Creator included Without TPM²⁾ (not for China or Russia) <p><u>Country-specific version / power supply</u></p> <ul style="list-style-type: none"> 110/230 V AC industrial power supply with NAMUR; power cable for Europe 110/230 V AC industrial power supply with NAMUR; power cable for UK 110/230 V AC industrial power supply with NAMUR; power cable for CH 110/230 V AC industrial power supply with NAMUR; power cable for the USA 110/230 V AC industrial power supply NAMUR; power cable for Italy 110/230 V AC industrial power supply with NAMUR; power cable for China 24 V DC industrial power supply 110/230 V AC industrial power supply with NAMUR; without power cable 	<p>6AG4131- 2</p> <p>1</p> <p>2</p> <p>3</p> <p>4</p> <p>5</p> <p>6</p> <p>0</p> <p>1</p> <p>2</p> <p>3</p> <p>A</p> <p>B</p> <p>C</p> <p>D</p> <p>E</p> <p>F</p> <p>X</p> <p>0</p> <p>1</p> <p>2</p> <p>3</p> <p>4</p> <p>5</p> <p>6</p> <p>8</p>

¹⁾ For an up-to-date overview, see the SIMATIC PC Online Configurator at: <http://www.siemens.com/ipc-configurator>

²⁾ TPM = Trusted Platform Module

PC-based Automation

Industrial PC

Box PC

SIMATIC IPC627D**Ordering data****Article No.***Accessories***Memory expansion**

- 2 GB DDR3 1600 SDRAM, DIMM
- 4 GB DDR3 1600 SDRAM, DIMM
- 8 GB DDR3 1600 SDRAM, DIMM
- 8 GB DDR3 1600 SDRAM, DIMM, ECC

6ES7648-2AJ50-0MA0**6ES7648-2AJ60-0MA0****6ES7648-2AJ70-0MA0****6ES7648-2AJ70-1MA0****Assembly kit for portrait mounting**

- Upward or downward interface outlet
- Interface outlet to the front

6ES7648-1AA10-1YA0**6ES7648-1AA10-1YB0****SIMATIC PC graphics adapter cable**

DVI-I acc. to VGA, 250 mm long

6ES7648-3AB00-0XA0**SIMATIC PC power cable**

For Box PC and Panel PC, 230 V AC, angled, 3 m

- For Germany, France, Spain, the Netherlands, Belgium, Sweden, Austria, Finland
- For United Kingdom
- For Switzerland
- For the USA
- For Italy
- For China

6ES7900-1AA00-0XA0**6ES7900-1BA00-0XA0****6ES7900-1CA00-0XA0****6ES7900-1DA00-0XA0****6ES7900-1EA00-0XA0****6ES7900-1FA00-0XA0****More information**

Additional information is available on the Internet at:

<http://www.siemens.com/simatic-pc>Note:

Please assemble the required IPC configuration using the TIA Selection Tool or the configurator in the Industry Mall in order to ensure suitability; we do not accept any liability for configurations compiled by users themselves.

Overview



SIMATIC IPC827D (Box PC): The high-end IPC – with maximum performance, functional scope, and expansion capability

It offers:

- Maximum performance and high expandability
- with Intel Xeon technology
- Removable hard disks (RAID1)

Technical specifications

Article number	6AG4132-2....-.... SIMATIC IPC827D (Box PC)
Installation type/mounting	
Mounting	Wall mounting, portrait mounting
Design	Box PC, built-in unit
Supply voltage	
Type of supply voltage	100/240 V AC (autorange); 24 V DC
Line frequency	
• Rated value 50 Hz	Yes
• Rated value 60 Hz	Yes
Mains buffering	
• Mains/voltage failure stored energy time	20 ms
Processor	
Processor type	Celeron G1820TE (2C/2T, 2.2 GHz, 2 MB Cache); Core i3-4330TE (2C/4T, 2.4 GHz, 4 MB Cache); Xeon E3-1268L v3 (4C/8T, 2.3 (3.3) GHz, 8 MB Cache, AMT)
Chipset	Intel DH82C226 PCH
Graphic	
Graphics controller	Intel HD graphics controller P4600 GT2 (Xeon, Core i3); Intel HD graphics controller (Celeron)
Drives	
Optical drives	DVD±R±RW combi-drive, optional
Hard disk	3.5" SATA ≥ 500 GB, optional; 3.5" SATA ≥ 1 TB; RAID1 2x 2.5" SATA ≥ 320 GB; solid-state drive (SSD) ≥ 240 GB; all hard disk drives within the enclosure are vibration-damped; RAID1 2x 2.5" SATA ≥ 320 GB byte in removable drive bay
SSD	Yes; ≥ 240 GB optional
Memory	
Type of memory	DDR3-1600 DIMM
Main memory	2 / 4 / 8 / 16 GB; ECC optional
Capacity of main memory, max.	16 Gbyte
Data areas and their retentivity	
Retentive data area (incl. timers, counters, flags), max.	2 Mbyte; 128 KB can be stored in the buffer time; optional
Hardware configuration	
Slots	
• free slots	3x PCI, 1x PCIe (x4), 1x PCIe (x16); with card retainer
• Number of PCI slots	3
• Number of PCIe slots	2

PC-based Automation

Industrial PC

Box PC

SIMATIC IPC827D

Technical specifications (continued)

Article number	6AG4132-2....-.... SIMATIC IPC827D (Box PC)
Interfaces	
PROFIBUS/MPI	Optionally onboard, isolated, max. 12 Mbit/s, compatible with CP 5622
Number of industrial Ethernet interfaces	2; 2x RJ45 (independent)
Number of PROFINET interfaces	3; Optional
USB port	4x USB 3.0
Connection for keyboard/mouse serial interface	USB / USB
parallel interface	1x COM1 (RS 232), optional: 1x COM2 (RS 232) optional LPT1
Video interfaces	
• Graphics interface	1x DisplayPort and 1x DVI-I; 1x VGA via adapter cable (optional)
Industrial Ethernet	
• Industrial Ethernet interface	Onboard, 2x 10 / 100 / 1000 Mbit, RJ45
- 100 Mbps	Yes
- 1000 Mbps	Yes
Interrupts/diagnostics/status information	
Bus diagnostics	Yes
Integrated Functions	
Monitoring functions	
• Temperature monitoring	Yes
• Watchdog	Yes
• Status LEDs	Yes
• Fan	Yes
• Monitoring function via network	Optional
EMC	
Interference immunity against discharge of static electricity	
• Interference immunity against discharge of static electricity	±6 kV contact discharge acc. to IEC 61000-4-2; ±8 kV air discharge acc. to IEC 61000-4-2
Interference immunity against high-frequency electromagnetic fields	
• Interference immunity against high frequency radiation	10 V/m for 80 - 1 000 MHz and 1.4 - 2 GHz, 80% AM acc. to IEC 61000-4-3; 3 V/m for 2 - 2.7 GHz, 80% AM acc. to IEC 61000-4-3; 10 V for 10 kHz - 80 MHz, 80% AM acc. to IEC 61000-4-6
Interference immunity to cable-borne interference	
• Interference immunity on supply cables	±2 kV acc. to IEC 61000-4-4, burst; ±1 kV acc. to IEC 61000-4-5, surge symmetric; ±2 kV acc. to IEC 61000-4-5, surge asymmetric
• Interference immunity on signal cables >30m	±2 kV acc. to IEC 61000-4-5, surge, length > 30 m
• Interference immunity on signal cables < 30m	±1 kV acc. to IEC 61000-4-4; burst; length < 3 m; ±2 kV acc. to IEC 61000-4-4; burst; length > 3 m
Interference immunity against voltage surge	
• asymmetric interference	±2 kV acc. to IEC 61000-4-5, surge asymmetric
• symmetric interference	±1 kV acc. to IEC 61000-4-5, surge symmetric

Article number	6AG4132-2....-.... SIMATIC IPC827D (Box PC)
Interference immunity to magnetic fields	
• Interference immunity to magnetic fields at 50 Hz	100 A/m; to IEC 61000-4-8
Emission of conducted and non-conducted interference	
• Interference emission via line/AC current cables	EN 61000-6-3, EN 61000-6-4, CISPR 22 Class B, FCC Class A
Degree and class of protection	
IP (at the front)	IP20
IP (rear)	IP20
Standards, approvals, certificates	
CE mark	Yes
UL approval	Yes
• UL 508	Yes
cULus	Yes
RCM (formerly C-TICK)	Yes
KC approval	Yes
FCC	Yes
EMC	CE, EN 61000-6-3:2007 +A1:2011, EN 61000-6-2:2005
Marine approval	
• Germanischer Lloyd (GL)	Yes
• American Bureau of Shipping (ABS)	Yes
• Bureau Veritas (BV)	Yes
• Det Norske Veritas (DNV)	Yes
• Lloyds Register of Shipping (LRS)	Yes
• Nippon Kaiji Kyokai (Class NK)	Yes
Ambient conditions	
Ambient temperature during operation	
• Ambient temperature during operation	+5 °C up to 55 °C
Ambient temperature during storage/transportation	
• min.	-20 °C
• max.	60 °C
Relative humidity	
• Relative humidity	Tested according to IEC 60068-2-78, IEC 60068-2-30: Operation: 5% to 80% at 25 °C (no condensation), Storage: 5% to 95% at 25 °C (no condensation)
Operating systems	
pre-installed operating system	Windows 7 Ultimate, 32-bit/64-bit, MUI; Windows Embedded Standard 7 P, 32-bit, MUI; Windows 10 Enterprise 2015 or 2016 LTSB, 64-bit, MUI
without operating system	Yes
pre-installed operating system	
• Windows 7	Yes; Ultimate 32 bit or 64 bit
• Windows 10 Enterprise	Yes; Windows 10 Enterprise 2015 or 2016 LTSB, 64-bit, MUI
Dimensions	
Width	312 mm
Height	155 mm; With DVD drive: 179 mm
Depth	301 mm; incl. mounting rail

Ordering data	Article No.	Article No.	
SIMATIC IPC827D ¹⁾	6AG4132 - 2	SIMATIC IPC827D ¹⁾	
<p>HD graphics onboard (Xeon, i3: HD4600); 2 x Gigabit Ethernet (IE/PN) RJ45; 4 x USB V3.0; 1 x serial (COM1); RAID controller onboard; watchdog, temp./fan monitoring;</p> <p>Processor:</p> <ul style="list-style-type: none"> • Celeron G1820TE (2C/2T, 2.2 GHz, 2 MB Cache) • Celeron G1820TE (2C/2T, 2.2 GHz, 2 MB Cache); PROFIBUS/MPI (CP 5622-compatible); 2 MB battery-backed SRAM • Celeron G1820TE (2C/2T, 2.2 GHz, 2 MB Cache); PROFINET (IRT, 3 ports, CP 1616-compatible); 2 MB battery-backed SRAM • Core i3-4330TE (2C/4T, 2.4 GHz, 4 MB Cache, VT-x) • Core i3-4330TE (2C/4T, 2.4 GHz, 4 MB Cache, VT-x); PROFIBUS/MPI (CP 5622-compatible); 2 MB battery-backed SRAM • Core i3-4330TE (2C/4T, 2.4 GHz, 4 MB Cache, VT-x); PROFINET (IRT, 3 ports, CP 1616-compatible); 2 MB battery-backed SRAM • Xeon E3-1268Lv3 (4C/8T, 2.3 (3.3) GHz, 8 MB Cache, VT-d, AMT) • Xeon E3-1268Lv3 (4C/8T, 2.3 (3.3) GHz, 8 MB Cache, VT-d, AMT); PROFIBUS/MPI (CP 5622-compatible); 2 MB battery-backed SRAM • Xeon E3-1268Lv3 (4C/8T, 2.3 (3.3) GHz, 8 MB Cache, VT-d, AMT); PROFINET (IRT, 3 ports, CP 1616-compatible); 2 MB battery-backed SRAM <p>Drives</p> <ul style="list-style-type: none"> • 500 GB HDD SATA • 500 GB HDD SATA; DVD+/-RW • 1 TB HDD SATA • 1 TB HDD SATA; DVD+/-RW • RAID1 2 x 320 GB SATA (2.5") • RAID1 2 x 320 GB SATA (2.5"); DVD+/-RW • Exchangeable SSD RAID1 2x 240 GB solid-state drive • Exchangeable HDD RAID1 2 x 320 GB SATA (2.5") • Exchangeable HDD RAID1 2 x 320 GB SATA (2.5"); solid-state drive, 240 GB • Solid-state drive, 240 GB • Solid-state drive, 240 GB; 320 GB HDD SATA (2.5") • Solid-state drive, 240 GB; 320 GB HDD SATA (2.5"); DVD+/-RW • Solid-state drive, 240 GB; DVD+/-RW 	<p>6AG4132 - 2</p> <p>A</p> <p>B</p> <p>C</p> <p>D</p> <p>E</p> <p>F</p> <p>G</p> <p>H</p> <p>J</p> <p>A</p> <p>B</p> <p>D</p> <p>E</p> <p>F</p> <p>X</p> <p>A</p> <p>B</p> <p>C</p> <p>X</p> <p>Y</p> <p>A</p> <p>B</p> <p>D</p> <p>E</p> <p>F</p> <p>X</p> <p>Y</p>	<p>SIMATIC IPC827D ¹⁾</p> <p>Memory configuration</p> <ul style="list-style-type: none"> • 2 GB DDR3 1600 DIMM • 4 GB DDR3 1600 DIMM • 8 GB DDR3 1600 DIMM • 16 GB DDR3 1600 DIMM • 8 GB DDR3 1600 DIMM; ECC • 16 GB DDR3 1600 DIMM; ECC <p>Expansions (HW)</p> <ul style="list-style-type: none"> • 1 x PCIe (x16); 1 x PCIe (x4); 3 x PCI <p>Expansion 2 (HW)</p> <ul style="list-style-type: none"> • Without expansion (HW) • 2 x USB in addition (1 slot occupied) • COM2: LPT (1 slot occupied) • 2 x USB in addition; COM2; LPT (2 slots occupied) <p>Operating system</p> <ul style="list-style-type: none"> • Windows 7 Ultimate, 32-bit SP1, MUI (en, de, fr, it, es) • Windows 7 Ultimate, 64-bit SP1, MUI (en, de, fr, it, es) • Windows 10 Enterprise 2015 LTSB, 64-bit, MUI (en, de, fr, it, es) • Windows Embedded Standard 7 P, 32-bit, SP1, MUI (en, de, fr, it, es) with SSD 240 GB option (without RAID) • Windows 10 Enterprise 2016 LTSB, 64-bit, MUI (en, de, fr, it, es), for Celeron and i3 processors • Windows 10 Enterprise 2016 LTSB, 64-bit, MUI (en, de, fr, it, es) for Xeon processors • Without <p>Expansion (SW)</p> <ul style="list-style-type: none"> • SIMATIC IPC DiagMonitor included • SIMATIC IPC Image & Partition Creator included • SIMATIC IPC DiagMonitor, Image & Partition Creator included • Without • TPM ²⁾ (not for China or Russia) <p>Country-specific version / power supply</p> <ul style="list-style-type: none"> • 110/230 V AC industrial power supply with NAMUR; power cable for Europe • 110/230 V AC industrial power supply with NAMUR; power cable for UK • 110/230 V AC industrial power supply with NAMUR; power cable for CH • 110/230 V AC industrial power supply with NAMUR; power cable for the USA • 110/230 V AC industrial power supply NAMUR; power cable for Italy • 110/230 V AC industrial power supply with NAMUR; power cable for China • 24 V DC industrial power supply • 110/230 V AC industrial power supply with NAMUR; without power cable 	<p>6AG4132 - 2</p> <p>1</p> <p>2</p> <p>3</p> <p>4</p> <p>5</p> <p>6</p> <p>0</p> <p>0</p> <p>1</p> <p>2</p> <p>3</p> <p>A</p> <p>B</p> <p>C</p> <p>D</p> <p>E</p> <p>F</p> <p>X</p> <p>A</p> <p>B</p> <p>C</p> <p>X</p> <p>Y</p> <p>0</p> <p>1</p> <p>2</p> <p>3</p> <p>4</p> <p>5</p> <p>6</p> <p>8</p>

¹⁾ For an up-to-date overview, see the SIMATIC PC Online Configurator at: <http://www.siemens.com/ipc-configurator>

²⁾ TPM = Trusted Platform Module

PC-based Automation

Industrial PC

Box PC

SIMATIC IPC827D**Ordering data****Article No.***Accessories***Memory expansion**

- 2 GB DDR3 1600 SDRAM, DIMM
- 4 GB DDR3 1600 SDRAM, DIMM
- 8 GB DDR3 1600 SDRAM, DIMM
- 8 GB DDR3 1600 SDRAM, DIMM, ECC

6ES7648-2AJ50-0MA0**6ES7648-2AJ60-0MA0****6ES7648-2AJ70-0MA0****6ES7648-2AJ70-1MA0****Assembly kit for portrait mounting**

- Upward or downward interface outlet
- Interface outlet to the front

6ES7648-1AA30-1YA0**6ES7648-1AA30-1YB0****SIMATIC PC graphics adapter cable**

DVI-I acc. to VGA, 250 mm long

6ES7648-3AB00-0XA0**SIMATIC PC power cable**

For Box PC and Panel PC, 230 V AC, angled, 3 m

- For Germany, France, Spain, the Netherlands, Belgium, Sweden, Austria, Finland
- For United Kingdom
- For Switzerland
- For the USA
- For Italy
- For China

6ES7900-1AA00-0XA0**6ES7900-1BA00-0XA0****6ES7900-1CA00-0XA0****6ES7900-1DA00-0XA0****6ES7900-1EA00-0XA0****6ES7900-1FA00-0XA0****More information**

Additional information is available on the Internet at:

<http://www.siemens.com/simatic-pc>Note:

Please assemble the required IPC configuration using the TIA Selection Tool or the configurator in the Industry Mall in order to ensure suitability; we do not accept any liability for configurations compiled by users themselves.

Overview



SIMATIC Panel PCs are suitable thanks to their high industrial compatibility for use in control cabinets, consoles and control panels, as well as directly on the machine. Typical areas of application can be found in both factory and process automation.

There is a broad range of robust, high-performance SIMATIC Panel PCs available for different requirements.

Shared industrial functionality

- High-quality components and modules with a high MTBF (mean time between failure), which also ensure 24-hour operation in the extended temperature range
- High swing/shock capacity of the devices through special hard-disk suspensions, locked connectors and card retainers
- Rugged housing model with high electromagnetic compatibility (EMC) and integrated industrial power supplies (also in accordance with NAMUR)
- Service-friendly device design
- Bright, brilliant displays in different sizes from 7" to 22"
- Rugged fronts protected from dust, humidity and chemical substances (front-side IP65 degree of protection)

SIMATIC IPC277: The Panel PC with optimized performance – maintenance-free and compact with displays from 7"

- High degree of flexibility for selecting rugged widescreen fronts from 7" to 19" for a more freely configurable display area
- High resolution, large viewing angle, and up to 100% dimmable backlighting for a brilliant display with optimized power consumption
- Absolutely maintenance-free due to the use of CompactFlash/CFast or SSD as mass storage and fanless operation up to 50 °C ambient temperature
- Maximum industrial functionality due to non-volatile retentive memory (option)
- Ready-to-use embedded bundles with visualization and/or control software

SIMATIC IPC377: the industrial Basic Panel PC at an appealing price

- Low-cost platform for visualization in the industrial and industry-oriented field
- Flexible installation in the control cabinet or via VESA, as well as simple connection of I/O devices due to a large number of interfaces
- Fanless industrial design
- Available directly ex stock

SIMATIC IPC477: The powerful embedded Panel PC – maintenance-free with versatile configuration

- Compact design
- High performance with highly compact design and ruggedness
- Flexible expansion using a PCIe I/O card (optional)
- No rotating parts (without fan and hard disk)
- High security due to use of the operating system
- Windows Embedded Standard 7
- Ready-to-use devices with optionally pre-installed software
- HMI: Innovative HMI software WinCC RT Advanced (inc. logging and recipes)
- Software Controller: with real-time capable software PLC
- Retentive memory onboard (NV-RAM, can be used with software controller)
- Available as PRO version (all-round IP65 degree of protection) with multi-touch

SIMATIC IPC677: The high-end Panel PC – with maximum performance, functional scope and expansion capability

- Rugged, expandable industrial PC with choice of front panels
- Rugged design for industrial use
- Complete PC openness
- Optional PROFIBUS or PROFINET onboard
- All processors with Dual-Core

PC-based Automation

Industrial PC

Panel PC

Technical specifications

Article number	6AV7882-0...0-...0 SIMATIC IPC277E	6AV7230-0...-.... SIMATIC IPC377E	6AV7241-.....-.... SIMATIC IPC 477E	6AV7261-.....-.... SIMATIC IPC677E (Panel PC)
General information				
Product type designation	IPC277E	IPC377E		
Installation type/mounting				
Mounting		Panel mount and VESA, horizontal and vertical		
Design maximum permissible installation angle +/-	Panel PC, built-in unit 45°	Panel PC, built-in unit	Panel PC, built-in unit	Panel PC, built-in unit
Supply voltage				
Type of supply voltage	24 V DC	24 V DC	100/240 V AC (autorange) 50/60 Hz; optional 24 V DC	100/240 V AC (autorange); 24 V DC
Line frequency				
• Rated value 50 Hz			Yes	Yes
• Rated value 60 Hz			Yes	Yes
Mains buffering				
• Mains/voltage failure stored energy time	20 ms	10 ms	20 ms	10 ms
Processor				
Processor type	Intel Celeron N2807 / N2930	Intel Celeron N3160	Celeron G3902 (2C/2T, 1.6 GHz, 2 MB Cache); Core i3-6102E (2C/4T, 1.9 GHz, 3 MB Cache); Core i5-6442EQ (4C/4T, 1.9 (2.7) GHz, 6 MB Cache, iAMT); Xeon E3-1505L v5 (4C/8T, 2.0 (2.8) GHz, 8 MB Cache, iAMT)	Celeron G4900 (2C/2T, 3.1 GHz, 2 MB Cache; VT-d); Core i3-8100 (4C/4T, 3.6 GHz, 6 MB Cache, VT-d); Core i7-8700 (6C/12T, 3.2 (4.6) GHz, 12 MB Cache, VT-d, AMT)
Chipset	SoC		Intel C236 / Intel H110	Intel C246
Graphic				
Graphics controller	Integrated		Intel HD graphics controller	Intel UHD Graphics 630 (Core i); Intel UHD Graphics 610 (Celeron)
Drives				
Hard disk		500 GB HDD	2.5" SATA ≥ 320 GB	2.5" SATA ≥ 320 GB
SSD	Yes; 128 / 240 / 480 GB	Yes; 256 GB SSD	Yes; 128 / 240 / 480 GB	Yes; SSD M.2 NVMe 512 GB; SSD 2.5" SATA 480 / 960 GB; RAID1 2x SSD 2.5" SATA 480 / 960 GB in removable drive bay
Memory				
Type of memory	DDR3L SO-DIMM	DDR3L	DDR4-2400 SO-DIMM	DDR4-2666 DIMM
Main memory	2 / 4 / 8 GB	4 GB, 8 GB	4 / 8 / 16 Gbyte, ECC optional	4 / 8 / 16 / 32 / 64 GB
Capacity of main memory, max.	8 Gbyte	8 Gbyte	16 Gbyte	64 Gbyte
Data areas and their retentivity				
Retentive data area (incl. timers, counters, flags), max.	512 kbyte; 128 KB can be stored in the buffer time; optional		512 kbyte; 128 KB can be stored in the buffer time; optional	512 kbyte; 128 KB can be stored in the buffer time

Technical specifications (continued)

Article number	6AV7882-0...0-...0 SIMATIC IPC277E	6AV7230-0...-... SIMATIC IPC377E	6AV7241-...-... SIMATIC IPC 477E	6AV7261-...-... SIMATIC IPC677E (Panel PC)
Hardware configuration				
Slots				
• free slots		1x mPCIe (half-size), 1x mSATA (full-size)	1x PCIe (slot with card retainer), 1x slot for CFAST card	2x PCI; optional: 1x PCI & 1x PCIe (x16); 2x PCIe (x4, x16); with card retainer
• Number of PCI slots			1; Optional	2; Optional
• Number of PCI slots			1; Optional	2; Optional
• Number of compact flash slots	1; CFAST		1; CFAST	
Interfaces				
Number of industrial Ethernet interfaces	2; 2x Ethernet (RJ45)	2; 2x RJ45 (independent)	3; 3x Ethernet (RJ45)	3; 3x Ethernet (RJ45)
USB port	1x USB 3.0 / 3x USB 2.0 (7" / 9": 2x USB 2.0)	2x USB 2.0, 2x USB 3.0 (high current)	4x USB 3.0	6x USB 3.1 Gen. 2 (2x type C)
Connection for keyboard/mouse serial interface	USB / USB 1x COM (1x RS 232 / 422 / 485), selectable in the BIOS		USB / USB Without / 2x COM (RS 232 / 422 / 485), selectable in the BIOS	USB / USB 1x COM
Video interfaces				
• Graphics interface	1x DisplayPort	1x DisplayPort, 1x VGA	2x DisplayPort	2x DisplayPort; 1x DVI-D
Industrial Ethernet				
• Industrial Ethernet interface	2x Ethernet (RJ45)	2x Ethernet (RJ45)	3x Ethernet (RJ45)	3x Ethernet (RJ45)
- 100 Mbps	Yes	Yes	Yes	Yes
- 1000 Mbps	Yes	Yes	Yes	Yes
Protocols				
Protocols (Ethernet)				
• TCP/IP		Yes		
Interrupts/diagnostics/status information				
Bus diagnostics			Yes	
Integrated Functions				
Monitoring functions				
• Temperature monitoring	Yes	Yes	Yes	Yes
• Watchdog	Yes	Yes	Yes	Yes
• Status LEDs	No	POWER, HDD		1x power, 3x user
• Fan	No	No	No	Yes
• Monitoring function via network	Optional		Optional	Optional
EMC				
Interference immunity against discharge of static electricity				
• Interference immunity against discharge of static electricity	±6 kV contact discharge acc. to IEC 61000-4-2; ±8 kV air discharge acc. to IEC 61000-4-2	±6 kV contact; ±8 kV air (to IEC 1000-4-2; ESD)	±6 kV contact discharge acc. to IEC 61000-4-2; ±8 kV air discharge acc. to IEC 61000-4-2	±6 kV contact discharge acc. to IEC 61000-4-2; ±8 kV air discharge acc. to IEC 61000-4-2
Interference immunity against high-frequency electromagnetic fields				
• Interference immunity against high frequency radiation	10 V/m, 80 MHz to 2 GHz, 80 % AM acc. to IEC 61000-4-3; 3 V/m, 2 GHz to 2.7 GHz, 80 % AM acc. to IEC 61000-4-3; 10 V, 10 kHz to 80 MHz, 80 % AM acc. to IEC 61000-4-6	10 V/m for 80 ... 1 000 MHz, 80 % AM according to IEC 61000-4-3; 3 V/m for 1.4 ... 6 GHz, 80 % AM according to IEC 61000-4-3	10 V/m, 80 ... 2 000 MHz, 80 % AM acc. to IEC 61000-4-3; 3 V/m, 2 ... 2.7 GHz; 10 V, 10 kHz ... 80 MHz acc. to IEC 61000-4-6	10 V/m for 80 ... 2 700 MHz, 80 % AM acc. to IEC 61000-4-3; 3 V/m for 2.7 to 6 GHz, 80 % AM acc. to IEC 61000-4-3; 10 V for 10 kHz to 80 MHz, 80 % AM acc. to IEC 61000-4-6

PC-based Automation

Industrial PC

Panel PC

Technical specifications (continued)

Article number	6AV7882-0...0-...0 SIMATIC IPC277E	6AV7230-0...-... SIMATIC IPC377E	6AV7241-...-... SIMATIC IPC 477E	6AV7261-...-... SIMATIC IPC677E (Panel PC)
Interference immunity to cable-borne interference				
• Interference immunity on supply cables	±2 kV acc. to IEC 61000-4-4, burst; ±1 kV acc. to IEC 61000-4-5, surge symmetric; ±2 kV acc. to IEC 61000-4-5, surge asymmetric	±2 kV (according to IEC 61000-4-4, burst); ±1 kV (according to IEC 61000-4-5, surge pulse/line to line); ±2 kV (according to IEC 61000-4-5, surge pulse/line to ground)	±2 kV acc. to IEC 61000-4-4, burst; ±1 kV acc. to IEC 61000-4-5, surge symmetric; ±2 kV acc. to IEC 61000-4-5, surge asymmetric	±2 kV acc. to IEC 61000-4-4, burst; ±1 kV acc. to IEC 61000-4-5, surge symmetric; ±2 kV acc. to IEC 61000-4-5, surge asymmetric
• Interference immunity on signal cables >30m	±2 kV acc. to IEC 61000-4-5, surge, length > 30 m	±2 kV acc. to IEC 61000-4-4, burst; ±2 kV acc. to IEC 61000-4-5, surge	±2 kV acc. to IEC 61000-4-5, surge, length > 30 m	±2 kV acc. to IEC 61000-4-5, surge, length > 30 m
• Interference immunity on signal cables < 30m	±1 kV acc. to IEC 61000-4-4; burst; length < 3 m; ±2 kV acc. to IEC 61000-4-4; burst; length > 3 m	±1 kV acc. to IEC 61000-4-4, Burst	±1 kV acc. to IEC 61000-4-4; burst; length < 3 m; ±2 kV acc. to IEC 61000-4-4; burst; length > 3 m	±1 kV acc. to IEC 61000-4-4; burst; length < 3 m; ±2 kV acc. to IEC 61000-4-4; burst; length > 3 m
Interference immunity against voltage surge				
• asymmetric interference	±2 kV acc. to IEC 61000-4-5, surge asymmetric	±2 kV acc. to IEC 61000-4-5, surge asymmetric	±2 kV acc. to IEC 61000-4-5, surge asymmetric	±2 kV acc. to IEC 61000-4-5, surge asymmetric
• symmetric interference	±1 kV acc. to IEC 61000-4-5, surge symmetric	±1 kV acc. to IEC 61000-4-5, surge symmetric	±1 kV acc. to IEC 61000-4-5, surge symmetric	±1 kV acc. to IEC 61000-4-5, surge symmetric
Interference immunity to magnetic fields				
• Interference immunity to magnetic fields at 50 Hz	100 A/m; to IEC 61000-4-8	100 A/m; to IEC 61000-4-8	100 A/m; to IEC 61000-4-8	100 A/m; to IEC 61000-4-8
Emission of conducted and non-conducted interference				
• Interference emission via line/AC current cables	Noise emission: EN 61000-6-4:2007 +A1:2011 (industrial environments), CISPR 22 Class B, FCC Class A		EN 61000-6-3, EN 61000-6-4, CISPR 22 Class B, FCC Class A	EN 61000-6-3, EN 61000-6-4, CISPR 22 Class B, FCC Class A
Degree and class of protection				
IP (at the front)	IP65	IP65	IP65	IP65
IP (rear)	IP20	IP40	IP20	IP20

Technical specifications (continued)

Article number	6AV7882-0...0-...0 SIMATIC IPC277E	6AV7230-0...-.... SIMATIC IPC377E	6AV7241-.....-.... SIMATIC IPC 477E	6AV7261-.....-.... SIMATIC IPC677E (Panel PC)
Standards, approvals, certificates				
CE mark	Yes	Yes	Yes	Yes
CSA approval			Yes	
UL approval	Yes	Yes	Yes	Yes
• UL 508	Yes		Yes	
cULus	Yes	Yes	Yes	Yes
RCM (formerly C-TICK)	Yes	Yes	Yes	Yes
KC approval	Yes		Yes	Yes
EAC (formerly Gost-R)		Yes	Yes	Yes
FCC	Yes	Yes	Yes	Yes
EMC	CE, EN 61000-6-4:2007 +A1:2011, EN 61000-6-2:2005		CE, EN 61000-6-4; CISPR 22:2004 Class A; FCC Class A	CE, EN 61000-6-3:2007 +A1:2011, EN 61000-6-2:2005
Dust protection		Protection against foreign bodies > 1 mm		
Use in hazardous areas				
• ATEX Zone 2			Yes; Optional, only with Multitouch	
• IECEx Zone 2			Yes; Optional, only with Multitouch	
• cULus Class I Zone 2, Division 2			Yes; Optional, only with Multitouch	
Marine approval				
• Germanischer Lloyd (GL)	Yes; 7", 9", 12" single-touch		Yes	
• American Bureau of Shipping (ABS)	Yes; 7", 9", 12" ST; 12", 15", 19" MT		Yes	Yes
• Bureau Veritas (BV)	Yes; 7", 9", 12" ST; 12", 15", 19" MT		Yes	
• Det Norske Veritas (DNV)	Yes; 7", 9", 12" ST; 12", 15", 19" MT		Yes	Yes
• Korean Register of Shipping (KRS)	Yes; 7", 9", 12" ST; 12", 15", 19" MT		Yes	
• Lloyds Register of Shipping (LRS)	Yes; 7", 9", 12" ST; 12", 15", 19" MT		Yes	
• Nippon Kaiji Kyokai (Class NK)	Yes; 7", 9", 12" ST; 12", 15", 19" MT		Yes	Yes
• Chinese Classification Society (CCS)	Yes; 7", 9", 12" ST; 12", 15", 19" MT			

PC-based Automation

Industrial PC

Panel PC

Technical specifications (continued)

Article number	6AV7882-0...0-...0 SIMATIC IPC277E	6AV7230-0...-... SIMATIC IPC377E	6AV7241-...-... SIMATIC IPC 477E	6AV7261-...-... SIMATIC IPC677E (Panel PC)
Ambient conditions				
Ambient temperature during operation				
• Ambient temperature during operation	0 °C to 50 °C	0 to +45°C	0 °C to 45 °C	+5 °C to +45 °C with full configuration
Ambient temperature during storage/transportation				
• min.	-20 °C	-20 °C	-20 °C	-20 °C
• max.	60 °C	60 °C	60 °C	60 °C
Relative humidity				
• Relative humidity	Tested according to IEC 60068-2-78, IEC 60068-2-30: Operation: 5 % to 85 % at 30 °C (no condensation), storage / transport: 5 % to 95 % at 25 / 55 °C (no condensation)	Tested according to IEC 60068-2-78, IEC 60068-2-30: Operation: 5 % to 85 % at 30 °C (no condensation), storage / transport: 5 % to 95 % at 25 / 55 °C (no condensation)	Tested according to IEC 60068-2-78, IEC 60068-2-30: 5% to 80% at 25 °C (no condensation)	Tested according to IEC 60068-2-78, IEC 60068-2-30: Operation: 5% to 80% at 25 °C (no condensation), Storage: 5% to 95% at 25 °C (no condensation)
Vibrations				
• Vibration resistance during operation acc. to IEC 60068-2-6			IEC 60068-2-6; 5 Hz to 9 Hz: 3.5 mm; 9 Hz to 500 Hz: 9.8 m/s ² (with SSD or CFast); 10 Hz to 58 Hz: 0.0375 mm; 58 Hz to 200 Hz: 4.9 m/s ² (hard disk)	
Shock testing				
• Shock load during operation			IEC 60068-2-27; 150 m/s ² , 11 ms (without hard disk); 50 m/s ² , 30 ms (with hard disk)	
Operating systems				
pre-installed operating system	Windows 7 Ultimate 32-bit / 64-bit, MUI; Windows Embedded Standard 7 E/P, 32-bit / 64-bit	Windows 7 Ultimate (Multi-Language), 64 bit; Windows 10 Enterprise 2016 LTSC, 64 bit	Windows 7 Ultimate (Multi-Language) 64-bit, Windows Embedded Standard 7 E/P 32-bit / 64-bit, Windows 10	Windows 10 Enterprise 2016 LTSC or 2019 LTSC 64-bit, MUI
without operating system	Yes	Yes	Yes; Optional	Yes; Optional
pre-installed operating system				
• Windows 7	Yes; Ultimate 32 bit or 64 bit		Yes; Ultimate 64 bit	
• Windows 10 Enterprise	Yes; Windows 10 Enterprise 2016 LTSC, 64 bit, MUI		Yes; Windows 10 Enterprise 2016 LTSC, 64 bit, MUI	Yes; Windows 10 Enterprise 2016 LTSC or 2019 LTSC 64-bit, MUI
Software				
SIMATIC Software			Optionally with pre-installed SIMATIC WinCC RT Advanced / Software Controller CPU 1500S software bundle	

Additional information is available on the Internet at:

<http://www.siemens.com/simatic-panel-pc>

Note:

Do you need a specific modification or extension to the products described here? Then refer to "Customized Automation". There you will find information about additional and generally available sector-specific products as well as options for customer-specific modification and adaptation.

Examples are:

- Specific front panels for SIMATIC Panel PC, e.g. honing oil-resistant or with lateral function/movement keys
- SIMATIC HMI Net Panel with 46" large-scale display

Overview



SIMATIC IPC277E: The Panel PC with optimized performance – maintenance-free and compact with displays from 7"

The SIMATIC IPC277E Nanopanel PC is a flexible embedded industrial PC with rugged and durable displays.

Technologically it is based on the IPC227E Nanobox PC and thus offers maximum industrial functionality for flexible use even under harsh conditions – all without the need for maintenance.

The Panel PC is characterized by modern interfaces and a high degree of flexibility in the selection of the display. The latest Intel Dual-Core and Quad-Core processors ensure excellent performance here for visualization and control tasks.

Technical specifications

Article number	6AV7882-0...0-...0 SIMATIC IPC277E
General information	
Product type designation	IPC277E
Installation type/mounting	
Design	Panel PC, built-in unit
maximum permissible installation angle +/-	45°
Supply voltage	
Type of supply voltage	24 V DC
Mains buffering	
• Mains/voltage failure stored energy time	20 ms
Processor	
Processor type	Intel Celeron N2807 / N2930
Chipset	SoC
Graphic	
Graphics controller	Integrated
Drives	
SSD	Yes; 128 / 240 / 480 GB
Memory	
Type of memory	DDR3L SO-DIMM
Main memory	2 / 4 / 8 GB
Capacity of main memory, max.	8 Gbyte
Data areas and their retentivity	
Retentive data area (incl. timers, counters, flags), max.	512 kbyte; 128 KB can be stored in the buffer time; optional
Hardware configuration	
Slots	
• Number of compact flash slots	1; CFast
Interfaces	
Number of industrial Ethernet interfaces	2; 2x Ethernet (RJ45)
USB port	1x USB 3.0 / 3x USB 2.0 (7" / 9": 2x USB 2.0)
Connection for keyboard/mouse serial interface	USB / USB 1x COM (1x RS 232 / 422 / 485), selectable in the BIOS
Video interfaces	
• Graphics interface	1x DisplayPort
Industrial Ethernet	
• Industrial Ethernet interface	2x Ethernet (RJ45)
- 100 Mbps	Yes
- 1000 Mbps	Yes
Integrated Functions	
Monitoring functions	
• Temperature monitoring	Yes
• Watchdog	Yes
• Status LEDs	No
• Fan	No
• Monitoring function via network	Optional
EMC	
Interference immunity against discharge of static electricity	
• Interference immunity against discharge of static electricity	±6 kV contact discharge acc. to IEC 61000-4-2; ±8 kV air discharge acc. to IEC 61000-4-2
Interference immunity against high-frequency electromagnetic fields	
• Interference immunity against high frequency radiation	10 V/m, 80 MHz to 2 GHz, 80 % AM acc. to IEC 61000-4-3; 3 V/m, 2 GHz to 2.7 GHz, 80 % AM acc. to IEC 61000-4-3; 10 V, 10 kHz to 80 MHz, 80 % AM acc. to IEC 61000-4-6

PC-based Automation

Industrial PC

Panel PC

SIMATIC IPC277E**Technical specifications (continued)**

Article number	6AV7882-0...0-...0 SIMATIC IPC277E
Interference immunity to cable-borne interference	
<ul style="list-style-type: none"> Interference immunity on supply cables 	±2 kV acc. to IEC 61000-4-4, burst; ±1 kV acc. to IEC 61000-4-5, surge symmetric; ±2 kV acc. to IEC 61000-4-5, surge asymmetric
<ul style="list-style-type: none"> Interference immunity on signal cables >30m 	±2 kV acc. to IEC 61000-4-5, surge, length > 30 m
<ul style="list-style-type: none"> Interference immunity on signal cables < 30m 	±1 kV acc. to IEC 61000-4-4; burst; length < 3 m; ±2 kV acc. to IEC 61000-4-4; burst; length > 3 m
Interference immunity against voltage surge	
<ul style="list-style-type: none"> asymmetric interference 	±2 kV acc. to IEC 61000-4-5, surge asymmetric
<ul style="list-style-type: none"> symmetric interference 	±1 kV acc. to IEC 61000-4-5, surge symmetric
Interference immunity to magnetic fields	
<ul style="list-style-type: none"> Interference immunity to magnetic fields at 50 Hz 	100 A/m; to IEC 61000-4-8
Emission of conducted and non-conducted interference	
<ul style="list-style-type: none"> Interference emission via line/AC current cables 	Noise emission: EN 61000-6-4:2007 +A1:2011 (industrial environments), CISPR 22 Class B, FCC Class A
Degree and class of protection	
IP (at the front)	IP65
IP (rear)	IP20
Standards, approvals, certificates	
CE mark	Yes
UL approval	Yes
<ul style="list-style-type: none"> UL 508 	Yes
cULus	Yes
RCM (formerly C-TICK)	Yes
KC approval	Yes
FCC	Yes
EMC	CE, EN 61000-6-4:2007 +A1:2011, EN 61000-6-2:2005
Marine approval	
<ul style="list-style-type: none"> Germanischer Lloyd (GL) 	Yes; 7", 9", 12" single-touch
<ul style="list-style-type: none"> American Bureau of Shipping (ABS) 	Yes; 7", 9", 12" ST; 12", 15", 19" MT
<ul style="list-style-type: none"> Bureau Veritas (BV) 	Yes; 7", 9", 12" ST; 12", 15", 19" MT
<ul style="list-style-type: none"> Det Norske Veritas (DNV) 	Yes; 7", 9", 12" ST; 12", 15", 19" MT
<ul style="list-style-type: none"> Korean Register of Shipping (KRS) 	Yes; 7", 9", 12" ST; 12", 15", 19" MT
<ul style="list-style-type: none"> Lloyds Register of Shipping (LRS) 	Yes; 7", 9", 12" ST; 12", 15", 19" MT
<ul style="list-style-type: none"> Nippon Kaiji Kyokai (Class NK) 	Yes; 7", 9", 12" ST; 12", 15", 19" MT
<ul style="list-style-type: none"> Chinese Classification Society (CCS) 	Yes; 7", 9", 12" ST; 12", 15", 19" MT

Article number	6AV7882-0...0-...0 SIMATIC IPC277E
Ambient conditions	
Ambient temperature during operation	0 °C to 50 °C
<ul style="list-style-type: none"> Ambient temperature during operation 	0 °C to 50 °C
Ambient temperature during storage/transportation	
<ul style="list-style-type: none"> min. 	-20 °C
<ul style="list-style-type: none"> max. 	60 °C
Relative humidity	
<ul style="list-style-type: none"> Relative humidity 	Tested according to IEC 60068-2-78, IEC 60068-2-30: Operation: 5 % to 85 % at 30 °C (no condensation), storage / transport: 5 % to 95 % at 25 / 55 °C (no condensation)
Operating systems	
pre-installed operating system	Windows 7 Ultimate 32-bit / 64-bit, MUJ; Windows Embedded Standard 7 E/P, 32-bit / 64-bit
without operating system	Yes
pre-installed operating system	
<ul style="list-style-type: none"> Windows 7 	Yes; Ultimate 32 bit or 64 bit
<ul style="list-style-type: none"> Windows 10 Enterprise 	Yes; Windows 10 Enterprise 2016 LTSB, 64 bit, MUJ

Ordering data	Article No.	Article No.	
SIMATIC IPC277E (Nanopanel PC)	6AV7882- 0 0 - 0 0	SIMATIC IPC277E (Nanopanel PC)	
<u>Operating unit</u>		<u>Mass storage</u>	
<ul style="list-style-type: none"> • 7" touch • 9" touch • 12" touch • 15" touch front USB • 19" touch front USB • 12" multi-touch (with WES7-E only single-touch mode) • 15" multi-touch (with WES7-E only single-touch mode) • 19" multi-touch (with WES7-E only single-touch mode) • 15" multi-touch (1 366 x 768; ATEX/IECEX/UL HazLoc; with WES7-E only single-touch mode) • 19" multi-touch (1 366 x 768; ATEX/IECEX/UL HazLoc; with WES7-E only single-touch mode) 	A B C D E H F G J K	<ul style="list-style-type: none"> • None • 128 GB SSD • 240 GB SSD • 480 GB SSD • 4 GB CFast • 8 GB CFast • 16 GB CFast • 30 GB CFast 	A E C D K L M N
<u>Processor</u>		<u>Software</u>	
<ul style="list-style-type: none"> • Celeron N2807 (2C/2T) • Celeron N2930 (4C/4T) • Celeron N2807 (2C/2T)/TPM • Celeron N2930 (4C/4T)/TPM 	A B C D	<ul style="list-style-type: none"> • Without SIMATIC software • CPU 1507S • WinCC RT Advanced V14, 128 PT (V15 license package) • WinCC RT Advanced V14, 512 PT (V15 license package) • WinCC RT Advanced V14, 2 048 PT (V15 license package) • WinCC RT Advanced V14, 4 096 PT (V15 license package) • CPU 1507S/WinCC RT Advanced V14, 128 PT (V15 license package) • CPU 1507S/WinCC RT Advanced V14, 512 PT (V15 license package) • CPU 1507S/WinCC RT Advanced V14, 2 048 PT (V15 license package) • CPU 1507S/WinCC RT Advanced V14, 4 096 PT (V15 license package) • Starter system, with CPU1507S and WinCC RT Advanced, without licenses 	A B D E F G J K L M S
<u>Work memory/NVRAM</u>			
<ul style="list-style-type: none"> • 2 GB • 4 GB • 8 GB • 2 GB/NVRAM • 4 GB/NVRAM • 8 GB/NVRAM 	1 2 3 4 5 6		
<u>Operating system</u>			
<ul style="list-style-type: none"> • Without operating system • Windows Embedded Standard 7 E SP1, English, 32-bit • Windows Embedded Standard 7 E SP1, English, 64-bit • Windows Embedded Standard 7 P SP1, English, 32-bit • Windows Embedded Standard 7 P SP1, English, 64-bit • Windows 7 Ultimate SP1, 32-bit, MUI (en, de, fr, it, es) • Windows 7 Ultimate SP1, 64-bit, MUI (en, de, fr, it, es) • Windows 10 IoT Enterprise 2016 LTSB, 64-bit, MUI (en, de, fr, it, es) 	0 1 2 3 4 5 6 7		

Note:

Please assemble the required IPC configuration using the TIA Selection Tool or the configurator in the Industry Mall in order to ensure suitability; we do not accept any liability for configurations compiled by users themselves.

Additional information is available on the Internet at:

<http://www.siemens.com/simatic-panel-pc>

PC-based Automation

Industrial PC
Panel PC

SIMATIC IPC377E**Overview****SIMATIC IPC377E**

Based on Intel Celeron process technology, the SIMATIC IPC377E Panel PC represents a new IPC platform which has been specifically developed for cost-optimized, PC-based applications in industrial and industry-oriented environments.

The SIMATIC IPC377E Panel PC is characterized by industrial touch displays in the sizes 12", 15" and 19" as well as a variety of interfaces.

Fast availability from stock as well as the fanless industrial design complete the concept.

Technical specifications

Article number	6AV7230-0....-.... SIMATIC IPC377E
General information	
Product type designation	IPC377E
Installation type/mounting	
Mounting	Panel mount and VESA, horizontal and vertical
Design	Panel PC, built-in unit
Supply voltage	
Type of supply voltage	24 V DC
Mains buffering	
• Mains/voltage failure stored energy time	10 ms
Processor	
Processor type	Intel Celeron N3160
Drives	
Hard disk	500 GB HDD
SSD	Yes; 256 GB SSD
Memory	
Type of memory	DDR3L
Main memory	4 GB, 8 GB
Capacity of main memory, max.	8 Gbyte
Hardware configuration	
Slots	
• free slots	1x mPCIe (half-size), 1x mSATA (full-size)
Interfaces	
Number of industrial Ethernet interfaces	2; 2x RJ45 (independent)
USB port	2x USB 2.0, 2x USB 3.0 (high current)
Video interfaces	
• Graphics interface	1x DisplayPort, 1x VGA
Industrial Ethernet	
• Industrial Ethernet interface	2x Ethernet (RJ45)
- 100 Mbps	Yes
- 1000 Mbps	Yes
Protocols	
Protocols (Ethernet)	
• TCP/IP	Yes
Integrated Functions	
Monitoring functions	
• Temperature monitoring	Yes
• Watchdog	Yes
• Status LEDs	POWER, HDD
• Fan	No

Technical specifications (continued)

Article number	6AV7230-0....-.... SIMATIC IPC377E
EMC	
Interference immunity against discharge of static electricity	
• Interference immunity against discharge of static electricity	±6 kV contact; ±8 kV air (to IEC 1000-4-2; ESD)
Interference immunity against high-frequency electromagnetic fields	
• Interference immunity against high frequency radiation	10 V/m for 80 ... 1 000 MHz, 80 % AM according to IEC 61000-4-3; 3 V/m for 1.4 ... 6 GHz, 80 % AM according to IEC 61000-4-3
Interference immunity to cable-borne interference	
• Interference immunity on supply cables	±2 kV (according to IEC 61000-4-4, burst); ±1 kV (according to IEC 61000-4-5, surge pulse/line to line); ±2 kV (according to IEC 61000-4-5, surge pulse/line to ground)
• Interference immunity on signal cables >30m	±2 kV acc. to IEC 61000-4-4, burst; ±2 kV acc. to IEC 61000-4-5, surge
• Interference immunity on signal cables < 30m	±1 kV acc. to IEC 61000-4-4, Burst
Interference immunity against voltage surge	
• asymmetric interference	±2 kV acc. to IEC 61000-4-5, surge asymmetric
• symmetric interference	±1 kV acc. to IEC 61000-4-5, surge symmetric
Interference immunity to magnetic fields	
• Interference immunity to magnetic fields at 50 Hz	100 A/m; to IEC 61000-4-8
Degree and class of protection	
IP (at the front)	IP65
IP (rear)	IP40

Article number	6AV7230-0....-.... SIMATIC IPC377E
Standards, approvals, certificates	
CE mark	Yes
UL approval	Yes
cULus	Yes
RCM (formerly C-TICK)	Yes
EAC (formerly Gost-R)	Yes
FCC	Yes
Dust protection	Protection against foreign bodies > 1 mm
Ambient conditions	
Ambient temperature during operation	
• Ambient temperature during operation	0 to +45°C
Ambient temperature during storage/transportation	
• min.	-20 °C
• max.	60 °C
Relative humidity	
• Relative humidity	Tested according to IEC 60068-2-78, IEC 60068-2-30: Operation: 5 % to 85 % at 30 °C (no condensation), storage / transport: 5 % to 95 % at 25 / 55 °C (no condensation)
Operating systems	
pre-installed operating system	Windows 7 Ultimate (Multi-Language), 64 bit; Windows 10 Enterprise 2016 LTSB, 64 bit
without operating system	Yes

PC-based Automation

Industrial PC

Panel PC

SIMATIC IPC377E

Ordering data

Article No.

SIMATIC IPC377E

1 x display port graphic
1 x VGA port graphic
2x 10/100/1 000 Mbps
Ethernet RJ45
2 x USB 3.0; 2 x USB 2.0;
4 x serial ports (COM)

Operating unit

- 12" touch (1 280 x 800)
- 15" touch (1 366 x 768)
- 19" touch (1 366 x 768)

Processor

- Celeron N3160 (4C/4T)

Work memory

- 4 GB RAM
- 8 GB RAM

Expansions/interfaces

- 1x mPCIe / 1x mSata

Operating system

- Without operating system
- Windows Ultimate SP1, 64-bit MUI (en, de, fr, es, it)

Drives

- None
- 500 GB HDD
- 256 GB SSD

Power supply

- 24 V DC

Mounting accessories

- Installation, VESA installation

Article No.	Ordering data
6AV7230 - 0	
	C
	D
	E
	A
	2
	3
	0
	0
	1
	A
	B
	C
	A
	0

Article No.

Preferred variants

(available directly ex stock)

SIMATIC IPC377E

12" Configuration 1

12" touch (analog resistive);
Intel Celeron Quad Core N3160
(1.6 GHz); 500 GB HDD SATA,
internal; 4 GB RAM (1 x 4 GB);
without operating system; 24 V DC;
interfaces: 2 x Gbit Ethernet (RJ45),
2 x USB 2.0; 2 x USB 3.0; 4 x serial;
1 x Display Port, 1 x VGA, audio

6AV7230-0CA20-0BA0

12" Configuration 2

12" touch (analog resistive);
Intel Celeron Quad Core N3160
(1.6 GHz); 500 GB HDD SATA,
internal; 4 GB RAM (1 x 4 GB);
Windows 7 Ultimate 64-bit, SP1;
24 V DC; interfaces: 2 x Gbit
Ethernet (RJ45), 2 x USB 2.0;
2 x USB 3.0; 4 x serial;
1 x Display Port, 1 x VGA, audio

6AV7230-0CA20-1BA0

12" Configuration 3

12" touch (analog resistive); Intel
Celeron Quad Core N3160
(1.6 GHz); 256 GB SSD, internal;
4 GB RAM (1 x 4 GB); without
operating system; 24 V DC;
interfaces: 2 x Gbit Ethernet
(RJ45), 2 x USB 2.0;
2 x USB 3.0; 4 x serial;
1 x Display Port, 1 x VGA, audio

6AV7230-0CA20-0CA0

12" Configuration 4

12" touch (analog resistive);
Intel Celeron Quad Core N3160
(1.6 GHz); 256 GB SSD, internal;
4 GB RAM (1 x 4 GB); Windows 7
Ultim. 64-bit, SP1; 24 V DC;
interfaces: 2 x Gbit Ethernet
(RJ45), 2 x USB 2.0;
2 x USB 3.0; 4 x serial;
1 x Display Port, 1 x VGA, audio

6AV7230-0CA20-1CA0

12" Configuration 5

12" touch (analog resistive);
Intel Celeron Quad Core N3160
(1.6 GHz); 256 GB SSD, internal;
4 GB RAM (1 x 4 GB); Windows 10
Enterprise 2016 LTSB; 24 V DC;
interfaces: 2 x Gbit Ethernet
(RJ45), 2 x USB 2.0;
2 x USB 3.0; 4 x serial;
1 x Display Port, 1 x VGA, audio

6AV7230-0CA20-2CA0

Ordering data	Article No.	Ordering data	Article No.
15" Configuration 1 15" touch (analog resistive); Intel Celeron Quad Core N3160 (1.6 GHz); 500 GB HDD SATA, internal; 4 GB RAM (1 x 4 GB); without operating system; 24 V DC; interfaces: 2 x Gbit Ethernet (RJ45), 2 x USB 2.0; 2 x USB 3.0; 4 x serial; 1 x Display Port, 1 x VGA, audio	6AV7230-0DA20-0BA0	19" Configuration 1 19" touch (analog resistive); Intel Celeron Quad Core N3160 (1.6 GHz); 500 GB HDD SATA, internal; 4 GB RAM (1 x 4 GB); without operating system; 24 V DC; interfaces: 2 x Gbit Ethernet (RJ45), 2 x USB 2.0; 2 x USB 3.0; 4 x serial; 1 x Display Port, 1 x VGA, audio	6AV7230-0EA20-0BA0
15" Configuration 2 15" touch (analog resistive); Intel Celeron Quad Core N3160 (1.6 GHz); 500 GB HDD SATA, internal; 4 GB RAM (1 x 4 GB); Windows 7 Ultimate 64-bit, SP1; 24 V DC; interfaces: 2 x Gbit Ethernet (RJ45), 2 x USB 2.0; 2 x USB 3.0; 4 x serial; 1 x Display Port, 1 x VGA, audio	6AV7230-0DA20-1BA0	19" Configuration 2 19" touch (analog resistive); Intel Celeron Quad Core N3160 (1.6 GHz); 500 GB HDD SATA, internal; 4 GB RAM (1 x 4 GB); Windows 7 Ultimate 64-bit, SP1; 24 V DC; interfaces: 2 x Gbit Ethernet (RJ45), 2 x USB 2.0; 2 x USB 3.0; 4 x serial; 1 x Display Port, 1 x VGA, audio	6AV7230-0EA20-1BA0
15" Configuration 3 15" touch (analog resistive); Intel Celeron Quad Core N3160 (1.6 GHz); 256 GB SSD, internal; 4 GB RAM (1 x 4 GB); without operating system; 24 V DC; interfaces: 2 x Gbit Ethernet (RJ45), 2 x USB 2.0; 2 x USB 3.0; 4 x serial; 1 x Display Port, 1 x VGA, audio	6AV7230-0DA20-0CA0	19" Configuration 3 19" touch (analog resistive); Intel Celeron Quad Core N3160 (1.6 GHz); 256 GB SSD, internal; 4 GB RAM (1 x 4 GB); without operating system; 24 V DC; interfaces: 2 x Gbit Ethernet (RJ45), 2 x USB 2.0; 2 x USB 3.0; 4 x serial; 1 x Display Port, 1 x VGA, audio	6AV7230-0EA20-0CA0
15" Configuration 4 15" touch (analog resistive); Intel Celeron Quad Core N3160 (1.6 GHz); 256 GB SSD, internal; 4 GB RAM (1 x 4 GB); Windows 7 Ultim. 64-bit, SP1; 24 V DC; interfaces: 2 x Gbit Ethernet (RJ45), 2 x USB 2.0; 2 x USB 3.0; 4 x serial; 1 x Display Port, 1 x VGA, audio	6AV7230-0DA20-1CA0	19" Configuration 4 19" touch (analog resistive); Intel Celeron Quad Core N3160 (1.6 GHz); 256 GB SSD, internal; 4 GB RAM (1 x 4 GB); Windows 7 Ultim. 64-bit, SP1; 24 V DC; interfaces: 2 x Gbit Ethernet (RJ45), 2 x USB 2.0; 2 x USB 3.0; 4 x serial; 1 x Display Port, 1 x VGA, audio	6AV7230-0EA20-1CA0
15" Configuration 5 15" touch (analog resistive); Intel Celeron Quad Core N3160 (1.6 GHz); 256 GB SSD, internal; 4 GB RAM (1 x 4 GB); Windows 10 Enterprise 2016 LTSB; 24 V DC; interfaces: 2 x Gbit Ethernet (RJ45), 2 x USB 2.0; 2 x USB 3.0; 4 x serial; 1 x Display Port, 1 x VGA, audio	6AV7230-0DA20-2CA0	19" Configuration 5 19" touch (analog resistive); Intel Celeron Quad Core N3160 (1.6 GHz); 256 GB SSD, internal; 4 GB RAM (1 x 4 GB); Windows 7 Ultim. 64-bit, SP1; 24 V DC; interfaces: 2 x Gbit Ethernet (RJ45), 2 x USB 2.0; 2 x USB 3.0; 4 x serial; 1 x Display Port, 1 x VGA, audio	6AV7230-0EA20-2CA0

Note:

The SIMATIC IPC377E has a different front panel and is not directly installation-compatible with previous SIMATIC HMI devices.

Additional information is available on the Internet at:

<http://www.siemens.com/simatic-panel-pc>

PC-based Automation

Industrial PC
Panel PC

SIMATIC IPC477E

Overview



SIMATIC IPC477E: The powerful embedded Panel PC – maintenance-free with versatile configuration

- Embedded PC platform with extremely high industrial compatibility for demanding tasks in the field of PC-based automation
- Maintenance-free (no rotating components such as fan and hard disk)
- Rugged construction: The PC is resistant to even the harshest mechanical stress and extremely reliable in operation
- Compact design
- Battery-independent retentive memory onboard
- High degree of investment security
- Fast integration capability
- Built-in versions
 - 15" TFT touch
 - 19" TFT touch
 - 22" TFT touch
 - 15" TFT multi-touch
 - 19" TFT multi-touch
 - 22" TFT multi-touch
 - 24" TFT multi-touch

Technical specifications

Article number	6AV7241-.....-.... SIMATIC IPC 477E
Installation type/mounting	
Design	Panel PC, built-in unit
Supply voltage	
Type of supply voltage	100/240 V AC (autorange) 50/60 Hz; optional 24 V DC
Line frequency	
• Rated value 50 Hz	Yes
• Rated value 60 Hz	Yes
Mains buffering	
• Mains/voltage failure stored energy time	20 ms
Processor	
Processor type	Celeron G3902 (2C/2T, 1.6 GHz, 2 MB Cache); Core i3-6102E (2C/4T, 1.9 GHz, 3 MB Cache); Core i5-6442EQ (4C/4T, 1.9 (2.7) GHz, 6 MB Cache, iAMT); Xeon E3-1505L v5 (4C/8T, 2.0 (2.8) GHz, 8 MB Cache, iAMT)
Chipset	Intel C236 / Intel H110
Graphic	
Graphics controller	Intel HD graphics controller
Drives	
Hard disk	2.5" SATA ≥ 320 GB
SSD	Yes; 128 / 240 / 480 GB
Memory	
Type of memory	DDR4-2400 SO-DIMM
Main memory	4 / 8 / 16 Gbyte, ECC optional
Capacity of main memory, max.	16 Gbyte
Data areas and their retentivity	
Retentive data area (incl. timers, counters, flags), max.	512 kbyte; 128 KB can be stored in the buffer time; optional
Hardware configuration	
Slots	
• free slots	1x PCIe (slot with card retainer), 1x slot for CFAST card
• Number of PCI slots	1; Optional
• Number of compact flash slots	1; CFAST
Interfaces	
Number of industrial Ethernet interfaces	3; 3x Ethernet (RJ45)
USB port	4x USB 3.0
Connection for keyboard/mouse serial interface	USB / USB Without / 2x COM (RS 232 / 422 / 485), selectable in the BIOS
Video interfaces	
• Graphics interface	2x DisplayPort
Industrial Ethernet	
• Industrial Ethernet interface	3x Ethernet (RJ45)
- 100 Mbps	Yes
- 1000 Mbps	Yes

Technical specifications (continued)

Article number	6AV7241-.....-.... SIMATIC IPC 477E
Interrupts/diagnostics/status information	
Bus diagnostics	Yes
Integrated Functions	
Monitoring functions	
• Temperature monitoring	Yes
• Watchdog	Yes
• Fan	No
• Monitoring function via network	Optional
EMC	
Interference immunity against discharge of static electricity	
• Interference immunity against discharge of static electricity	±6 kV contact discharge acc. to IEC 61000-4-2; ±8 kV air discharge acc. to IEC 61000-4-2
Interference immunity against high-frequency electromagnetic fields	
• Interference immunity against high frequency radiation	10 V/m, 80 ... 2 000 MHz, 80 % AM acc. to IEC 61000-4-3; 3 V/m, 2 ... 2.7 GHz; 10 V, 10 kHz ... 80 MHz acc. to IEC 61000-4-6
Interference immunity to cable-borne interference	
• Interference immunity on supply cables	±2 kV acc. to IEC 61000-4-4, burst; ±1 kV acc. to IEC 61000-4-5, surge symmetric; ±2 kV acc. to IEC 61000-4-5, surge asymmetric
• Interference immunity on signal cables >30m	±2 kV acc. to IEC 61000-4-5, surge, length > 30 m
• Interference immunity on signal cables < 30m	±1 kV acc. to IEC 61000-4-4; burst; length < 3 m; ±2 kV acc. to IEC 61000-4-4; burst; length > 3 m
Interference immunity against voltage surge	
• asymmetric interference	±2 kV acc. to IEC 61000-4-5, surge asymmetric
• symmetric interference	±1 kV acc. to IEC 61000-4-5, surge symmetric
Interference immunity to magnetic fields	
• Interference immunity to magnetic fields at 50 Hz	100 A/m; to IEC 61000-4-8
Emission of conducted and non-conducted interference	
• Interference emission via line/AC current cables	EN 61000-6-3, EN 61000-6-4, CISPR 22 Class B, FCC Class A
Degree and class of protection	
IP (at the front)	IP65
IP (rear)	IP20

Article number	6AV7241-.....-.... SIMATIC IPC 477E
Standards, approvals, certificates	
CE mark	Yes
CSA approval	Yes
UL approval	Yes
• UL 508	Yes
cULus	Yes
RCM (formerly C-TICK)	Yes
KC approval	Yes
EAC (formerly Gost-R)	Yes
FCC	Yes
EMC	CE, EN 61000-6-4; CISPR 22:2004 Class A; FCC Class A
Use in hazardous areas	
• ATEX Zone 2	Yes; Optional, only with Multitouch
• IECEx Zone 2	Yes; Optional, only with Multitouch
• cULus Class I Zone 2, Division 2	Yes; Optional, only with Multitouch
Marine approval	
• Germanischer Lloyd (GL)	Yes
• American Bureau of Shipping (ABS)	Yes
• Bureau Veritas (BV)	Yes
• Det Norske Veritas (DNV)	Yes
• Korean Register of Shipping (KRS)	Yes
• Lloyds Register of Shipping (LRS)	Yes
• Nippon Kaiji Kyokai (Class NK)	Yes
Ambient conditions	
Ambient temperature during operation	
• Ambient temperature during operation	0 °C to 45 °C
Ambient temperature during storage/transportation	
• min.	-20 °C
• max.	60 °C
Relative humidity	
• Relative humidity	Tested according to IEC 60068-2-78, IEC 60068-2-30: 5% to 80% at 25 °C (no condensation)
Vibrations	
• Vibration resistance during operation acc. to IEC 60068-2-6	IEC 60068-2-6; 5 Hz to 9 Hz: 3.5 mm; 9 Hz to 500 Hz: 9.8 m/s ² (with SSD or CFast); 10 Hz to 58 Hz: 0.0375 mm; 58 Hz to 200 Hz: 4.9 m/s ² (hard disk)
Shock testing	
• Shock load during operation	IEC 60068-2-27; 150 m/s ² , 11 ms (without hard disk); 50 m/s ² , 30 ms (with hard disk)
Operating systems	
pre-installed operating system	Windows 7 Ultimate (Multi-Language) 64-bit, Windows Embedded Standard 7 E/P 32-bit / 64-bit, Windows 10
without operating system	Yes; Optional
pre-installed operating system	
• Windows 7	Yes; Ultimate 64 bit
• Windows 10 Enterprise	Yes; Windows 10 Enterprise 2016 LTSB, 64 bit, MUI
Software	
SIMATIC Software	Optionally with pre-installed SIMATIC WinCC RT Advanced / Software Controller CPU 1500S software bundle

PC-based Automation

Industrial PC

Panel PC

SIMATIC IPC477E

Ordering data

Article No.

SIMATIC IPC477E ¹⁾	6AV7241 -	
Processor and fieldbus		
• Celeron G3902E; 3 x Gigabit Ethernet (IE/PN)		1
• Core i3-6102E; 3 x Gigabit Ethernet (IE/PN)		3
• Core i5-6442EQ; 3 x Gigabit Ethernet (IE/PN)		5
• Xeon E3-1505L; 3 x Gigabit Ethernet (IE/PN)		7
Operating unit		
• 15" single-touch (1 280 x 800) with front USB		B
• 19" single-touch (1 366 x 768) with front USB		D
• 22" single-touch (1 920 x 1 080) with front USB		E
• 15" multi-touch (1 366 x 768), single-touch mode only with WES7-E		J
• 19" multi-touch (1 366 x 768), single-touch mode only with WES7-E		K
• 22" multi-touch (1 920 x 1 080), single-touch mode only with WES7-E		L
• 24" multi-touch (1 920 x 1 080), single-touch mode only with WES7-E		R
Work memory/NVRAM		
• 4 GB		A
• 8 GB		B
• 16 GB		C
• 8 GB with ECC		D
• 16 GB with ECC		E
• 4 GB and NVRAM		F
• 8 GB and NVRAM		G
• 16 GB and NVRAM		H
• 8 GB with ECC and NVRAM		J
• 16 GB with ECC and NVRAM		K
Expansions/interfaces		
• No RS 232/RS 485, without PCIe		0
• No RS 232/RS 485 and one PCIe		1
• Second RS 232/RS 485, without PCIe		3
• Second RS 232/RS 485 and one PCIe		4
• No RS 232, without PCIe with ATEX/IECEX Cat 3G Zone 2		5
• No RS 232 and one PCIe with ATEX/IECEX Cat 3G Zone 2		6
• Two RS 232 without PCIe with ATEX/IECEX Cat 3G Zone 2		7
• Two RS 232 and one PCIe with ATEX/IECEX Cat 3G Zone 2		8
Operating system		
• Without operating system		0
• Windows Embedded Standard 7 SP1, English, 32-bit		1
• Windows Embedded Standard 7 SP1, English, 64-bit		2
• Windows Embedded Standard 7 P SP1, English, 64-bit, multi-touch		3
• Windows 7 Ultimate SP1, 64-bit, MUI (en, de, fr, it, es)		4
• Windows 10 Enterprise 2016 LTSB (64-bit) for Celeron, Core i3 and Core i5 processors		7
• Windows 10 Enterprise 2016 LTSB (64-bit) for Xeon processors		8

Article No.

SIMATIC IPC477E ¹⁾	6AV7241 -	
Mass storage, externally accessible		
• Without external mass storage		0
• CFAST 2 GB, without operating system		1
• CFAST 4 GB, without operating system		2
• CFAST 8 GB (only optionally with operating system/software if no internal mass storage or HDD)		3
• CFAST 16 GB (only optionally with operating system/software if no internal mass storage or HDD)		4
• CFAST 128 GB (only optionally with operating system/software if no internal mass storage or HDD)		5
Mass storage, internal		
• Without internal mass storage		A
• 128 GB solid-state drive SATA		D
• 240 GB solid-state drive SATA		F
• 480 GB solid-state drive SATA		G
• 320 GB HDD		J
SIMATIC software (bundles and starter systems)		
• Without SIMATIC software		A
• CPU 1507S		B
• WinCC RT Advanced V15		
- 128 PT		C
- 512 PT		D
- 2 048 PT		E
- 4 096 PT		F
- 8 192 PT		G
• CPU 1507S / WinCC RT Advanced V15		
- 128 PT		H
- 512 PT		J
- 2 048 PT		K
- 4 096 PT		L
- 8 192 PT		M
• IPC starter system with CPU 1507S and WinCC RT Advanced, without licenses		S
Power supply:		
• 24 V DC industrial power supply		0
• 110/230 V AC industrial power supply with NAMUR; European power cable		1
• 110/230 V AC industrial power supply with TPM ²⁾ (not for China or Russia) NAMUR, European power cable		7
• 24 V DC industrial power supply and TPM ²⁾ (not for China or Russia)		8

¹⁾ For an up-to-date overview, see the SIMATIC PC Online Configurator: <http://www.siemens.com/ipc-configurator>

²⁾ TPM = Trusted Platform Module

4

Overview

Now available as fully enclosed IPC477D PRO 15", 19" or 22" with degree of protection IP65.

The following front versions are available:

- Built-in versions
 - 12" TFT touch
 - 15" TFT touch
 - 15" TFT touch/key
 - 19" TFT touch
 - 22" TFT touch
 - 15" TFT multi-touch
 - 19" TFT multi-touch
 - 22" TFT multi-touch
 - 15" TFT multi-touch with marine approval
 - 19" TFT multi-touch with marine approval
 - 22" TFT multi-touch with marine approval

SIMATIC IPC477D: The powerful embedded Panel PC – maintenance-free with versatile configuration

- Embedded PC platform with extremely high industrial compatibility for demanding tasks in the field of PC-based automation
- Maintenance-free (no rotating components such as fan and hard disk)
- Rugged construction: The PC is resistant to even the harshest mechanical stress and is extremely reliable in operation
- Compact design
- Battery-independent retentive memory onboard
- High degree of investment security
- Fast integration capability

PC-based Automation

Industrial PC

Panel PC

SIMATIC IPC477D**Technical specifications**

Article number	6AV7240-.....-.... SIMATIC IPC 477D	6AV7240-.....-....8 SIMATIC IPC 477D with TPM
Installation type/mounting		
Design	Panel PC, built-in unit	Box PC, built-in unit
Supply voltage		
Type of supply voltage	100/240 V AC (autorange) 50/60 Hz; optional 24 V DC	100/240 V AC (autorange) 50/60 Hz; optional 24 V DC
Line frequency		
• Rated value 50 Hz	Yes	Yes
• Rated value 60 Hz	Yes	Yes
Mains buffering		
• Mains/voltage failure stored energy time	10 ms	
Processor		
Processor type	Celeron 827E (1C/1T, 1.40 GHz, 1.5 MB Cache); Core i3-3217UE (2C/4T, 1.60 GHz, 3 MB Cache); Core i7-3517UE (2C/4T, 1.70 (2.80) GHz, 4 MB Cache, iAMT)	Intel Core i7-3517UE Intel Core i3-3217UE Intel Celeron 827E
Graphic		
Graphics controller	Intel HD graphics controller	Intel HD graphics controller
Drives		
Optical drives	Optional: DVD±R±RW combi drive; on rear, can be operated from side	Optional: DVD±R±RW combi drive; on rear, can be operated from side
Hard disk	2.5" SATA hard disk, at least 320 GB	2.5" SATA hard disk, at least 320 GB
SSD	Yes; 1x 240 GB SSD, 1x 480 GB SSD	Yes; 1x 240 GB SSD, 1x 480 GB SSD
Memory		
Type of memory	DDR3-SDRAM	DDR3-SDRAM
Main memory	2 / 4 / 8 GB; ECC optional	2 / 4 / 8 GB
Capacity of main memory, max.	8 Gbyte	8 Gbyte
Data areas and their retentivity		
Retentive data area (incl. timers, counters, flags), max.	512 kbyte; 128 KB can be stored in the buffer time; optional	512 kbyte; 128 KB can be stored in the buffer time; optional
Hardware configuration		
Slots		
• free slots	1x PCIe (slot with card retainer), 1x slot for CFAST card	1x PCIe (slot with card retainer), 1x slot for CFAST card
• Number of PCI slots	1; Optional	1; Optional
• Number of compact flash slots	2; CFAST	2; CFAST
Interfaces		
Number of PROFINET interfaces	3; 3 ports (IRT, with switch, optional)	3; 3 ports (IRT, with switch, optional)
USB port	4x USB 3.0 high speed/high current	4x USB 3.0 high speed/high current
Connection for keyboard/mouse serial interface	USB / USB COM1: 1x RS 232, COM2 (optional): 1x RS 232	USB / USB COM1: 1x RS 232, COM2 (optional): 1x RS 232
Video interfaces		
• Graphics interface	DVI VGA / DVI integrated	DVI VGA / DVI integrated
Industrial Ethernet		
• Industrial Ethernet interface		Onboard, 2x 10 / 100 / 1000 Mbit, RJ45
Interrupts/diagnostics/status information		
Bus diagnostics	Yes	
Integrated Functions		
Monitoring functions		
• Temperature monitoring	Yes	Yes
• Watchdog	Yes	Yes
• Status LEDs	Yes	Yes
• Fan	No	
• Monitoring function via network	Optional	Optional

Technical specifications (continued)

Article number	6AV7240-.....-..... SIMATIC IPC 477D	6AV7240-.....-.....8 SIMATIC IPC 477D with TPM
EMC		
Interference immunity against discharge of static electricity		
<ul style="list-style-type: none"> Interference immunity against discharge of static electricity 	± 6 kV contact discharge at the front in accordance with IEC 61000-4-2; ± 4 kV, housing contact discharge at the back in accordance with IEC 61000-4-2; ± 8 kV air discharge in accordance with IEC 61000-4-2	
Interference immunity against high-frequency electromagnetic fields		
<ul style="list-style-type: none"> Interference immunity against high frequency radiation 	10 V/m for 80 - 1 000 MHz and 1.4 - 2 GHz, 80% AM acc. to IEC 61000-4-3; 3 V/m for 2 - 2.7 GHz, 80% AM acc. to IEC 61000-4-3; 10 V for 10 kHz - 80 MHz, 80% AM acc. to IEC 61000-4-6	
Interference immunity to cable-borne interference		
<ul style="list-style-type: none"> Interference immunity on supply cables Interference immunity on signal cables > 30m Interference immunity on signal cables < 30m 	± 2 kV (to IEC 1000-4-4; 1995; burst); ± 1 kV (to IEC 1000-4-5; 1995; surge symm); ± 2 kV (to IEC 1000-4-5; 1995; surge asymm) ± 2 kV acc. to IEC 61000-4-4, burst; length > 30 m; ± 2 kV acc. to IEC 61000-4-5, surge; length > 30 m ± 1 kV acc. to IEC 61000-4-4; burst; length < 3 m; ± 2 kV acc. to IEC 61000-4-4; burst; length > 3 m	
Interference immunity against voltage surge		
<ul style="list-style-type: none"> asymmetric interference symmetric interference 	± 2 kV acc. to IEC 61000-4-5, surge asymmetric ± 1 kV acc. to IEC 61000-4-5, surge symmetric	± 2 kV acc. to IEC 61000-4-5, surge asymmetric ± 1 kV acc. to IEC 61000-4-5, surge symmetric
Interference immunity to magnetic fields		
<ul style="list-style-type: none"> Interference immunity to magnetic fields at 50 Hz 	100 A/m; to IEC 61000-4-8	100 A/m; to IEC 61000-4-8
Emission of conducted and non-conducted interference		
<ul style="list-style-type: none"> Interference emission via line/AC current cables 	EN 61000-6-3, EN 61000-6-4, CISPR 22 Class B, FCC Class A	EN 61000-6-3, EN 61000-6-4, CISPR 22 Class B, FCC Class A
Degree and class of protection		
IP (at the front)	IP65	IP65
IP (rear)	IP20	IP20
Standards, approvals, certificates		
CE mark	Yes; CE marking / EC Declaration of Conformity	Yes
UL approval	Yes	Yes
<ul style="list-style-type: none"> UL 508 	Yes	Yes
cULus	Yes	Yes
RCM (formerly C-TICK)	Yes	Yes
KC approval	Yes	Yes
FCC	Yes	Yes
EMC	CE, EN 61000-6-4; CISPR 22:2004 Class A; FCC Class A	CE, EN 61000-6-4; CISPR 22:2004 Class A; FCC Class A
Use in hazardous areas		
<ul style="list-style-type: none"> ATEX Zone 2 ATEX Zone 22 IECEX Zone 2 cULus Class I Zone 2, Division 2 	Yes; Optional Yes; Optional Yes; Optional Yes	Yes; Optional Yes; Optional Yes; Optional Yes
Marine approval		
<ul style="list-style-type: none"> Germanischer Lloyd (GL) American Bureau of Shipping (ABS) Bureau Veritas (BV) Det Norske Veritas (DNV) Korean Register of Shipping (KRS) Lloyds Register of Shipping (LRS) Nippon Kaiji Kyokai (Class NK) 	Yes Yes Yes Yes Yes Yes Yes	Yes Yes Yes Yes Yes Yes Yes

PC-based Automation

Industrial PC

Panel PC

SIMATIC IPC477D**Technical specifications** (continued)

Article number	6AV7240-.....-.... SIMATIC IPC 477D	6AV7240-.....-....8 SIMATIC IPC 477D with TPM
Ambient conditions		
Ambient temperature during operation		
• Ambient temperature during operation	0 °C to +45 °C with full configuration	0 °C to +50 °C with full configuration
Ambient temperature during storage/transportation		
• min.	-20 °C	-20 °C
• max.	60 °C	60 °C
Relative humidity		
• Relative humidity	Tested according to IEC 60068-2-78, IEC 60068-2-30: 5% to 80% at 25 °C (no condensation)	Tested according to IEC 60068-2-78, IEC 60068-2-30: 5% to 80% at 25 °C (no condensation)
Vibrations		
• Vibration resistance during operation acc. to IEC 60068-2-6	IEC 60068-2-6; 5 Hz to 9 Hz: 3.5 mm; 9 Hz to 500 Hz: 9.8 m/s ² (with SSD or CFast); 10 Hz to 58 Hz: 0.0375 mm; 58 Hz to 200 Hz: 4.9 m/s ² (hard disk)	IEC 60068-2-6; 5 Hz to 9 Hz: 3.5 mm; 9 Hz to 500 Hz: 9.8 m/s ² (with SSD or CFast); 10 Hz to 58 Hz: 0.0375 mm; 58 Hz to 200 Hz: 4.9 m/s ² (hard disk)
Shock testing		
• Shock load during operation	IEC 60068-2-27; 150 m/s ² , 11 ms (without hard disk); 50 m/s ² , 30 ms (with hard disk)	IEC 60068-2-27; 150 m/s ² , 11 ms (without hard disk); 50 m/s ² , 30 ms (with hard disk)
Operating systems		
pre-installed operating system	Windows 7 Ultimate 32-bit / 64-bit, MUI; Windows Embedded Standard 7 P, 32-bit, MUI	Windows 7 Ultimate 32-bit / 64-bit, MUI; Windows Embedded Standard 7 P, 32-bit, MUI
without operating system	Yes; Optional	Yes
pre-installed operating system		
• Windows 7	Yes; Ultimate 32 bit or 64 bit	Yes; Ultimate 32 bit or 64 bit

Ordering data	Article No.	Article No.	
SIMATIC IPC477D¹⁾	6AV7240-	SIMATIC IPC477D¹⁾	
Processor and fieldbus:		Expansions/interfaces:	
• Celeron U827E (1C/1T, 1.4 GHz, 1.5 MB Cache); 2 x Gigabit Ethernet (IE/PN)	0	• 1 x RS 232, without PCIe	0
• Celeron U827E (1C/1T, 1.4 GHz, 1.5 MB Cache); 2 x Gigabit Ethernet (IE/PN); PROFIBUS DP12	1	• 1 x RS 232 and one PCIe	1
• Core i3-3217UE (2C/4T, 1.6 GHz, 3 MB Cache); 2 x Gigabit Ethernet (IE/PN)	3	• Two RS 232, without PCIe	3
• Core i3-3217UE (2C/4T, 1.6 GHz, 3 MB Cache); 2 x Gigabit Ethernet (IE/PN); PROFIBUS DP12	4	• Two RS 232 and one PCIe	4
• Core i3-3217UE (2C/4T, 1.6 GHz, 3 MB Cache); 1 x Gigabit Ethernet (IE/PN); 1 x PROFINET (IRT, 3 ports)	5	Operating system:	
• Core i7-3517UE (2C/4T, 1.7 (2.8) GHz, 4 MB Cache); 2 x Gigabit Ethernet (IE/PN)	6	• Without operating system	0
• Core i7-3517UE (2C/4T, 1.7 (2.8) GHz, 4 MB Cache); 2 x Gigabit Ethernet (IE/PN); PROFIBUS DP12	7	• Windows Embedded Standard 7 Professional, 32-bit, MUI	3
• Core i7-3517UE (2C/4T, 1.7 (2.8) GHz, 4 MB Cache); 1 x Gigabit Ethernet (IE/PN); 1 x PROFINET (IRT, 3 ports)	8	• Windows Embedded Standard 7 SP1, English, 32-bit	4
Operator control unit:		• Windows Embedded Standard 7 SP1, English, 64-bit	5
• 12" touch (1 280 x 800) (caution, restrictions regarding options: HDD, PCI, AC, DVD)	A	• Windows 7 Ultimate SP1, 32-bit, MUI (en, de, fr, it, es)	6
• 15" touch (1 280 x 800) with front USB	B	• Windows 7 Ultimate SP1, 64-bit, MUI (en, de, fr, it, es)	7
• 15" touch/key (1 280 x 800) with front USB	C	Externally accessible mass storage (without operating system):	
• 19" touch (1 366 x 768) with front USB	D	• Without external mass storage	0
• 22" touch (1 920 x 1 080) with front USB	E	• CFAST 2 GB, without operating system	1
• 15" multi-touch (1 366 x 768) without front USB	H	• CFAST 4 GB ²⁾	2
• 19" multi-touch (1 366 x 768) without front USB	K	• CFAST 8 GB ²⁾	3
• 22" multi-touch (1 920 x 1 080) without front USB	L	• CFAST 16 GB ²⁾	4
• 15" multi-touch (1 366 x 768) without front USB, with marine approval	M	• DVD	6
• 19" multi-touch (1 366 x 768) without front USB, with marine approval	N	Internal mass storage:	
• 22" multi-touch (1 920 x 1 080) without front USB, with marine approval	P	• Without internal mass storage	A
Work memory/NVRAM		• CFAST 2 GB	B
• 2 GB	B	• CFAST 4 GB	C
• 4 GB	C	• CFAST 8 GB	D
• 8 GB	D	• CFAST 16 GB	E
• 2 GB and NVRAM	K	• 320 GB HDD	K
• 4 GB and NVRAM	L	• DVD	L
• 8 GB and NVRAM	M	• SSD 240 GB standard without DVD	P
		• SSD 480 GB standard without DVD	R
		• HDD min. 320 GB with DVD	Q
		SIMATIC software pre-installed (bundles):	
		• Without SIMATIC software	A
		Power supplies:	
		• 24 V DC industrial power supply	0
		• 110/230 V AC industrial power supply with NAMUR; without power cable	1
		• 110/230 V AC industrial power supply with NAMUR; European power cable	2
		• 110/230 V AC industrial power supply with NAMUR; US power cable	3
		• 110/230 V AC industrial power supply with NAMUR; Chinese power cable	4
		• 110/230 V AC industrial power supply with NAMUR; Italian power cable	5
		• 110/230 V AC industrial power supply with NAMUR; Swiss power cable	6
		• 110/230 V AC industrial power supply with NAMUR; UK power cable	7
		• 24 V DC industrial power supply and TPM ⁴⁾ (not for China or Russia)	8

1) Built-to-order versions with a delivery time of max. 15 working days and with identified repair.
 2) Optional operating system/software only if no internal mass storage or HDD
 3) Only with work memory and NVRAM
 4) TPM = Trusted Platform Module

Note:
 Please assemble the required IPC configuration using the TIA Selection Tool or the configurator in the Industry Mall in order to ensure suitability; we do not accept any liability for configurations compiled by users themselves.

PC-based Automation

Industrial PC
Panel PC

SIMATIC IPC677E

Overview



SIMATIC IPC677E: The high-end Panel PC – with maximum performance, functional scope and expansion capability

Industrial PC platform with extremely high industrial compatibility for demanding tasks in the field of PC-based automation.

Rugged construction: The IPC is resistant to even the harshest mechanical stress and extremely reliable in operation.

- Compact design
- High degree of investment security
- High degree of expandability

The following widescreen front variants are available:

- 19", 22" or 24" capacitive multi-touch color display

Technical specifications

Article number	6AV7261-.....-.... SIMATIC IPC677E (Panel PC)
Installation type/mounting	
Design	Panel PC, built-in unit
Supply voltage	
Type of supply voltage	100/240 V AC (autorange); 24 V DC
Line frequency	
• Rated value 50 Hz	Yes
• Rated value 60 Hz	Yes
Mains buffering	
• Mains/voltage failure stored energy time	10 ms
Processor	
Processor type	Celeron G4900 (2C/2T, 3.1 GHz, 2 MB Cache; VT-d); Core i3-8100 (4C/4T, 3.6 GHz, 6 MB Cache, VT-d); Core i7-8700 (6C/12T, 3.2 (4.6) GHz, 12 MB Cache, VT-d, AMT)
Chipset	Intel C246
Graphic	
Graphics controller	Intel UHD Graphics 630 (Core i); Intel UHD Graphics 610 (Celeron)

Article number	6AV7261-.....-.... SIMATIC IPC677E (Panel PC)
Drives	
Hard disk	2.5" SATA ≥ 320 GB
SSD	Yes; SSD M.2 NVMe 512 GB; SSD 2.5" SATA 480 / 960 GB; RAID1 2x SSD 2.5" SATA 480 / 960 GB in removable drive bay
Memory	
Type of memory	DDR4-2666 DIMM
Main memory	4 / 8 / 16 / 32 / 64 GB
Capacity of main memory, max.	64 Gbyte
Data areas and their retentivity	
Retentive data area (incl. timers, counters, flags), max.	512 kbyte; 128 KB can be stored in the buffer time
Hardware configuration	
Slots	
• free slots	2x PCI; optional: 1x PCI & 1x PCIe (x16); 2x PCIe (x4, x16); with card retainer
• Number of PCI slots	2; Optional
• Number of PCI slots	2; Optional

Technical specifications (continued)

Article number	6AV7261-.....-.... SIMATIC IPC677E (Panel PC)	Article number	6AV7261-.....-.... SIMATIC IPC677E (Panel PC)
Interfaces		Interference immunity against voltage surge	
Number of industrial Ethernet interfaces	3; 3x Ethernet (RJ45)	• asymmetric interference	±2 kV acc. to IEC 61000-4-5, surge asymmetric
USB port	6x USB 3.1 Gen. 2 (2x type C)	• symmetric interference	±1 kV acc. to IEC 61000-4-5, surge symmetric
Connection for keyboard/mouse serial interface	USB / USB 1x COM	Interference immunity to magnetic fields	
Video interfaces		• Interference immunity to magnetic fields at 50 Hz	100 A/m; to IEC 61000-4-8
• Graphics interface	2x DisplayPort; 1x DVI-D	Emission of conducted and non-conducted interference	
Industrial Ethernet		• Interference emission via line/AC current cables	EN 61000-6-3, EN 61000-6-4, CISPR 22 Class B, FCC Class A
• Industrial Ethernet interface	3x Ethernet (RJ45)	Degree and class of protection	
- 100 Mbps	Yes	IP (at the front)	IP65
- 1000 Mbps	Yes	IP (rear)	IP20
Integrated Functions		Standards, approvals, certificates	
Monitoring functions		CE mark	Yes
• Temperature monitoring	Yes	UL approval	Yes
• Watchdog	Yes	cULus	Yes
• Status LEDs	1x power, 3x user	RCM (formerly C-TICK)	Yes
• Fan	Yes	KC approval	Yes
• Monitoring function via network	Optional	EAC (formerly Gost-R)	Yes
EMC		FCC	Yes
Interference immunity against discharge of static electricity		EMC	CE, EN 61000-6-3:2007 +A1:2011, EN 61000-6-2:2005
• Interference immunity against discharge of static electricity	±6 kV contact discharge acc. to IEC 61000-4-2; ±8 kV air discharge acc. to IEC 61000-4-2	Marine approval	
Interference immunity against high-frequency electromagnetic fields		• American Bureau of Shipping (ABS)	Yes
• Interference immunity against high frequency radiation	10 V/m for 80 ... 2 700 MHz, 80% AM acc. to IEC 61000-4-3; 3 V/m for 2.7 to 6 GHz, 80% AM acc. to IEC 61000-4-3; 10 V for 10 kHz to 80 MHz, 80% AM acc. to IEC 61000-4-6	• Det Norske Veritas (DNV)	Yes
Interference immunity to cable-borne interference		• Nippon Kaiji Kyokai (Class NK)	Yes
• Interference immunity on supply cables	±2 kV acc. to IEC 61000-4-4, burst; ±1 kV acc. to IEC 61000-4-5, surge symmetric; ±2 kV acc. to IEC 61000-4-5, surge asymmetric	Ambient conditions	
• Interference immunity on signal cables >30m	±2 kV acc. to IEC 61000-4-5, surge, length > 30 m	Ambient temperature during operation	
• Interference immunity on signal cables < 30m	±1 kV acc. to IEC 61000-4-4; burst; length < 3 m; ±2 kV acc. to IEC 61000-4-4; burst; length > 3 m	• Ambient temperature during operation	+5 °C to +45 °C with full configuration
		Ambient temperature during storage/transportation	
		• min.	-20 °C
		• max.	60 °C
		Relative humidity	
		• Relative humidity	Tested according to IEC 60068-2-78, IEC 60068-2-30: Operation: 5% to 80% at 25 °C (no condensation), Storage: 5% to 95% at 25 °C (no condensation)
		Operating systems	
		pre-installed operating system	Windows 10 Enterprise 2016 LTSC or 2019 LTSC 64-bit, MUI
		without operating system	Yes; Optional
		pre-installed operating system	
		• Windows 10 Enterprise	Yes; Windows 10 Enterprise 2016 LTSC or 2019 LTSC 64-bit, MUI

PC-based Automation

Industrial PC

Panel PC

SIMATIC IPC677E

Ordering data

Article No.

SIMATIC IPC677E ¹⁾

6AV7261 -

UHD graphics onboard; 2x DP;
1x DVI-D;
3x Gigabit Ethernet (IE/PN) RJ45;
6x USB 3.1 Gen. 2; 1x serial
(COM1);
RAID controller onboard;
watchdog, temperature/fan
monitoring

Operating unit

- 19" multi-touch (1 920 x 1 080)
- 22" multi-touch (1 920 x 1 080)
- 24" multi-touch (1 920 x 1 080)

Processor

- Intel Celeron G4900 (2C/2T,
3.1 GHz, 2 MB Cache; VT-d);
- Intel Celeron G4900 (2C/2T,
3.1 GHz, 2 MB Cache; VT-d);
NVRAM
- Intel Core i3-8100 (4C/4T,
3.6 GHz, 6 MB Cache, VT-d)
- Intel Core i3-8100 (4C/4T,
3.6 GHz, 6 MB Cache, VT-d);
NVRAM
- Core i7-8700 (6C/12T,
3.2 (4.6) GHz, 12 MB Cache,
VT-d, AMT)
- Core i7-8700 (6C/12T,
3.2 (4.6) GHz, 12 MB Cache,
VT-d, AMT); NVRAM

Drives

- HDD 2.5" SATA 320 GB internal
- SSD 2.5" SATA 480 GB internal
- SSD 2.5" SATA 960 GB internal
- RAID1 2x SSD 2.5" SATA 480 GB
internal
- RAID1 2x SSD 2.5" SATA 480 GB
in removable drive bay
- RAID1 2x SSD 2.5" SATA 960 GB
in removable drive bay
- M.2 SSD NVMe 512 GB
- M.2 SSD NVMe 512 GB;
HDD 2.5" SATA 320 GB internal
- M.2 SSD NVMe 512 GB;
SSD 2.5" SATA 480 GB internal
- M.2 SSD NVMe 512 GB;
SSD 2.5" SATA 960 GB internal
- M.2 SSD NVMe 512 GB;
RAID1 2x SSD 2.5" SATA 480 GB
in removable drive bay
- M.2 SSD NVMe 512 GB;
2 removable drive bays without
media

Article No.

SIMATIC IPC677E ¹⁾

6AV7261 -

Memory configuration

- 4 GB DDR4-2666 (1x 4 GB)
- 8 GB DDR4-2666 (2x 4 GB)
- 16 GB DDR4-2666 (2x 8 GB)
- 32 GB DDR4-2666 (2x 16 GB)
- 64 GB DDR4-2666 (4x 16 GB)

Power supply

- 24 V DC industrial power supply
- 110/230 V AC industrial power
supply with NAMUR; without
power cable
- 110/230 V AC industrial power
supply unit with NAMUR; power
supply cord Europe
- 110/230 V AC industrial power
supply unit with NAMUR;
power supply cord USA
- 110/230 V AC industrial power
supply unit with NAMUR;
power supply cord China

Operating system

- Windows 10 Enterprise 2016
LTSC, 64-bit, MUI (en, de, fr, it, es);
for Celeron and i3
- Windows 10 Enterprise 2016
LTSC, 64-bit, MUI (en, de, fr, it, es),
for Core i7
- Windows 10 Enterprise 2019
LTSC, 64-bit, MUI (En, De, Fr, It,
Es); for Celeron and i3
- Windows 10 Enterprise 2019
LTSC, 64-bit, MUI (En, De, Fr, It,
Es), for Core i7
- Without operating system

Expansion (SW)

- Without expansion
- SIMATIC IPC DiagMonitor
included
- SIMATIC IPC Image & Partition
Creator included
- SIMATIC IPC DiagMonitor, Image &
Partition Creator included
- TPM ²⁾ (not for China)

Expansion 1 (HW)

- Without expansion (HW)
- 2x USB 2.0 (1 slot occupied)
- Device without CMOS battery
(CR2450N)

Expansion 2 (HW)

- 2 x PCI
- 1 x PCIe (x16); 1 x PCI
- 1 x PCIe (x16); 1 x PCIe (x4)

4

¹⁾ Production and delivery as per order

²⁾ TPM = Trusted Platform Module

Please assemble the required IPC configuration using the TIA Selection Tool or the configurator in the Industry Mall in order to ensure suitability; we do not accept any liability for configurations compiled by users themselves.

Ordering data	Article No.	More information
Accessories Memory expansion <ul style="list-style-type: none"> • 4 GB DDR4 2666 SDRAM, DIMM • 8 GB DDR4 2666 SDRAM, DIMM • 16 GB DDR4 2666 SDRAM, DIMM 	6ES7648-2AL60-0QA0 6ES7648-2AL70-0QA0 6ES7648-2AL80-0QA0	Additional information is available on the Internet at: http://www.siemens.com/simatic-panel-pc
Cable for non-heating apparatus for SIMATIC Box and Panel PC SIMATIC PC power cable, 230 V AC, angled, 3 m, for: <ul style="list-style-type: none"> • Germany • United Kingdom • Switzerland • USA • Italy • China 	6ES7900-1AA00-0XA0 6ES7900-1BA00-0XA0 6ES7900-1CA00-0XA0 6ES7900-1DA00-0XA0 6ES7900-1EA00-0XA0 6ES7900-1FA00-0XA0	Note: Do you need a specific modification or extension to the products described here? Under "Customized products" you will find information about additional and generally available sector-specific products as well as options for customer-specific modification and adaptation
Touch pen	See "SIMATIC HMI accessories -> Accessibility"	
Expansion components	See Expansion components	
Communication components	See Expansion components	

PC-based Automation

Industrial PC
Panel PC

SIMATIC IPC677D

Overview



SIMATIC IPC677D: The high-end Panel PC – with maximum performance, functional scope and expansion capability

PC platform with extremely high industrial compatibility for demanding tasks in the field of PC-based automation.

Rugged construction: The PC is resistant to even the harshest mechanical stress and is extremely reliable in operation.

- Compact design
- High degree of investment protection
- Fast integration capability

The following widescreen front variants are available:

- 15", 19" or 22" resistive single-touch color display with front USB
- 15", 19" or 22" capacitive multi-touch color display

Technical specifications

Article number	6AV7260-.....-.... SIMATIC IPC677D
General information	
Product type designation	IPC677D
Installation type/mounting	
Design	Panel PC, built-in unit
maximum permissible installation angle +/-	20°
Supply voltage	
Type of supply voltage	100/240 V AC (autorange); 24 V DC
Line frequency	
• Rated value 50 Hz	Yes
• Rated value 60 Hz	Yes
Mains buffering	
• Mains/voltage failure stored energy time	10 ms
Processor	
Processor type	Celeron G1820TE (2C/2T, 2.2 GHz, 2 MB Cache); Core i3-4330TE (2C/4T, 2.4 GHz, 4 MB Cache); Xeon E3-1268L v3 (4C/8T, 2.3 (3.3) GHz, 8 MB Cache, AMT)
Chipset	Intel DH82C226 PCH
Graphic	
Graphics controller	Intel HD graphics controller P4600 GT2 (Xeon, Core i3); Intel HD graphics controller (Celeron)

Article number	6AV7260-.....-.... SIMATIC IPC677D
Drives	
Optical drives	DVD±R±RW combi-drive, optional
Hard disk	3.5" SATA ≥ 500 GB, optional: 3.5" SATA ≥ 1 TB; RAID1 2x 2.5" SATA ≥ 320 GB; solid-state drive (SSD) ≥ 240 GB; all hard disk drives within the enclosure are vibration-damped; RAID1 2x 2.5" SATA ≥ 320 GB byte in removable drive bay
SSD	Yes; ≥ 240 GB optional
Memory	
Type of memory	DDR3-1600 DIMM
Main memory	2 / 4 / 8 / 16 GB; ECC optional
Capacity of main memory, max.	16 Gbyte
Data areas and their retentivity	
Retentive data area (incl. timers, counters, flags), max.	2 Mbyte; 128 KB can be stored in the buffer time; optional
Hardware configuration	
Slots	
• free slots	2x PCI; optional: 1x PCI & 1x PCIe (x16); 2x PCIe (x4, x16); with card retainer
• Number of PCI slots	2
• Number of PCIe slots	2

Technical specifications (continued)

Article number	6AV7260-.....-.... SIMATIC IPC677D
Interfaces	
PROFIBUS/MPI	Optionally onboard, isolated, max. 12 Mbit/s, compatible with CP 5622
Number of industrial Ethernet interfaces	2; 2x RJ45 (independent)
Number of PROFINET interfaces	3; Optional
USB port	4x USB 3.0
Connection for keyboard/mouse serial interface	USB / USB
parallel interface	1x COM1 (RS 232), optional: 1x COM2 (RS 232) optional LPT1
Video interfaces	
• Graphics interface	1x DisplayPort and 1x DVI-I; 1x VGA via adapter cable (optional)
Industrial Ethernet	
• Industrial Ethernet interface	Onboard, 2x 10 / 100 / 1000 Mbit, RJ45
- 100 Mbps	Yes
- 1000 Mbps	Yes
Interrupts/diagnostics/status information	
Bus diagnostics	Yes
Integrated Functions	
Monitoring functions	
• Temperature monitoring	Yes
• Watchdog	Yes
• Status LEDs	Yes
• Fan	Yes
• Monitoring function via network	Optional
EMC	
Interference immunity against discharge of static electricity	
• Interference immunity against discharge of static electricity	±6 kV contact discharge acc. to IEC 61000-4-2; ±8 kV air discharge acc. to IEC 61000-4-2
Interference immunity against high-frequency electromagnetic fields	
• Interference immunity against high frequency radiation	10 V/m for 80 - 1 000 MHz and 1.4 - 2 GHz, 80% AM acc. to IEC 61000-4-3; 3 V/m for 2 - 2.7 GHz, 80% AM acc. to IEC 61000-4-3; 10 V for 10 kHz - 80 MHz, 80% AM acc. to IEC 61000-4-6
Interference immunity to cable-borne interference	
• Interference immunity on supply cables	±2 kV acc. to IEC 61000-4-4, burst; ±1 kV acc. to IEC 61000-4-5, surge symmetric; ±2 kV acc. to IEC 61000-4-5, surge asymmetric
• Interference immunity on signal cables >30m	±2 kV acc. to IEC 61000-4-5, surge, length > 30 m
• Interference immunity on signal cables < 30m	±1 kV acc. to IEC 61000-4-4; burst; length < 3 m; ±2 kV acc. to IEC 61000-4-4; burst; length > 3 m

Article number	6AV7260-.....-.... SIMATIC IPC677D
Interference immunity against voltage surge	
• asymmetric interference	±2 kV acc. to IEC 61000-4-5, surge asymmetric
• symmetric interference	±1 kV acc. to IEC 61000-4-5, surge symmetric
Interference immunity to magnetic fields	
• Interference immunity to magnetic fields at 50 Hz	100 A/m; to IEC 61000-4-8
Emission of conducted and non-conducted interference	
• Interference emission via line/AC current cables	EN 61000-6-3, EN 61000-6-4, CISPR 22 Class B, FCC Class A
Degree and class of protection	
IP (at the front)	IP65
IP (rear)	IP20
Standards, approvals, certificates	
CE mark	Yes
UL approval	Yes
• UL 508	Yes
cULus	Yes
RCM (formerly C-TICK)	Yes
KC approval	Yes
FCC	Yes
EMC	CE, EN 61000-6-4:2007, EN 61000-6-2:2005
Ambient conditions	
Ambient temperature during operation	
• Ambient temperature during operation	+5 °C to +45 °C with full configuration
Ambient temperature during storage/transportation	
• min.	-20 °C
• max.	60 °C
Relative humidity	
• Relative humidity	Tested according to IEC 60068-2-78, IEC 60068-2-30: 5% to 80% at 25 °C (no condensation)
Operating systems	
pre-installed operating system	Windows 7 Ultimate, 32-bit/64-bit, MUJ; Windows Embedded Standard 7 P, 32-bit, MUJ; Windows 10 Enterprise 2015 or 2016 LTSB, 64-bit, MUJ
without operating system	Yes
pre-installed operating system	
• Windows 7	Yes; Ultimate 32 bit or 64 bit
• Windows 10 Enterprise	Yes; Windows 10 Enterprise 2015 or 2016 LTSB, 64-bit, MUJ

PC-based Automation

Industrial PC

Panel PC

SIMATIC IPC677D

Ordering data

Article No.

SIMATIC IPC677D ¹⁾

6AV7260 -

HD graphics onboard;
2 x Gigabit Ethernet (IE/PN) RJ45;
4 x USB V3.0; 1x serial (COM1);
RAID controller onboard;
watchdog, temp./fan monitoring

Operating unit

- 15" touch (1 280 x 800) with front USB **0**
- 19" touch (1 366 x 768) with front USB **1**
- 22" touch (1 920 x 1 080) with front USB **2**
- 15" multi-touch (1 366 x 768) **3**
- 19" multi-touch (1 366 x 768) **4**
- 22" multi-touch (1 920 x 1 080) **5**

Processor

- Celeron G1820TE (2C/2T, 2.2 GHz, 2 MB Cache) **A**
- Celeron G1820TE (2C/2T, 2.2 GHz, 2 MB Cache); PROFIBUS/MPI (CP 5622-compatible); 2 MB buffered SRAM **B**
- Celeron G1820TE (2C/2T, 2.2 GHz, 2 MB Cache); PROFINET (IRT, 3 ports, CP 1616-compatible); 2 MB buffered SRAM **C**
- Core i3-4330TE (2C/4T, 2.4 GHz, 4 MB Cache, VT-x) **D**
- Core i3-4330TE (2C/4T, 2.4 GHz, 4 MB Cache, VT-x); PROFIBUS/MPI (CP 5622-compatible); 2 MB buffered SRAM **E**
- Core i3-4330TE (2C/4T, 2.4 GHz, 4 MB Cache, VT-x); PROFINET (IRT, 3 ports, CP 1616-compatible); 2 MB buffered SRAM **F**
- Xeon E3-1268Lv3 (4C/8T, 2.3 (3.3) GHz, 8 MB Cache, VT-d, AMT) **G**
- Xeon E3-1268Lv3 (4C/8T, 2.3 (3.3) GHz, 8 MB Cache, VT-d, AMT); PROFIBUS/MPI (CP 5622-compatible); 2 MB buffered SRAM **H**
- Xeon E3-1268Lv3 (4C/8T, 2.3 (3.3) GHz, 8 MB Cache, VT-d, AMT); PROFINET (IRT, 3 ports, CP 1616-compatible); 2 MB buffered SRAM **J**

Drives

- 500 GB HDD SATA **A**
- 500 GB HDD SATA; DVD+/-RW **B**
- 1 TB HDD SATA **D**
- 1 TB HDD SATA; DVD+/-RW **E**
- RAID1 2 x 320 GB SATA (2.5") **G**
- RAID1 2 x 320 GB SATA (2.5"); DVD+/-RW **H**
- Exchangeable SSD RAID1 2x 240 GB SATA (2.5") **J**
- Exchangeable HDD RAID1 2 x 320 GB SATA (2.5") **K**
- Exchangeable HDD RAID1 2 x 320 GB SATA (2.5"); solid-state drive 240 GB **L**
- Solid-state drive 240 GB; **M**
- Solid-state drive 240 GB; 320 GB HDD SATA (2.5") **N**
- Solid-state drive 240 GB; 320 GB HDD SATA (2.5"); DVD+/-RW **P**

Article No.

SIMATIC IPC677D ¹⁾

6AV7260 -

Memory configuration

- 2 GB DDR3 1600 DIMM **1**
- 4 GB DDR3 1600 DIMM **2**
- 8 GB DDR3 1600 DIMM **3**
- 16 GB DDR3 1600 DIMM **4**
- 8 GB DDR3 1600 DIMM; ECC **5**
- 16 GB DDR3 1600 DIMM; ECC **6**

Expansions (HW)

- 2 x PCI **0**
- 1 x PCIe (x16); 1 x PCI **1**
- 1 x PCIe (x16); 1 x PCIe (x4) **2**

Expansion 2 (HW)

- Without expansion (HW) **0**
- 2 x USB in addition (1 slot occupied) **1**
- COM2; LPT (1 slot occupied) **2**
- 2 x USB in addition; COM2; LPT (2 slots occupied) **3**

Operating system

- Windows 7 Ultimate 32-bit, SP1, MUI (en, de, fr, it, es) **A**
- Windows 7 Ultimate 64-bit, SP1, MUI (en, de, fr, it, es) **B**
- Windows 10 Enterprise 2015 LTSB, 64-bit, MUI (en, de, fr, it, es) **C**
- Windows Embedded Standard 7 P, 32-bit, SP1, MUI (en, de, fr, it, es) with SSD 80 GB option **D**
- Windows 10 Enterprise 2016 LTSB, 64-bit, MUI (en, de, fr, it, es), for Celeron and i3 processors **E**
- Windows 10 Enterprise 2016 LTSB, 64-bit, MUI (en, de, fr, it, es) for Xeon processors **F**
- None **X**

Expansion (SW)

- SIMATIC IPC DiagMonitor included **A**
- SIMATIC IPC Image & Partition Creator included **B**
- SIMATIC IPC DiagMonitor, Image & Partition Creator included **C**
- Without **X**
- TPM ²⁾ (not for China or Russia) **Y**

Country-specific version / power supply

- 110/230 V AC industrial power supply with NAMUR; power cable for Europe **0**
- 110/230 V AC industrial power supply with NAMUR; power cable for UK **1**
- 110/230 V AC industrial power supply with NAMUR; power cable for CH **2**
- 110/230 V AC industrial power supply with NAMUR; power cable for the USA **3**
- 110/230 V AC industrial power supply NAMUR; power cable for Italy **4**
- 110/230 V AC industrial power supply with NAMUR; power cable for China **5**
- 24 V DC industrial power supply **6**
- 110/230 V AC industrial power supply with NAMUR; without power cable **8**

¹⁾ Production and delivery as per order

²⁾ TPM = Trusted Platform Module

Please assemble the required IPC configuration using the TIA Selection Tool or the configurator in the Industry Mall in order to ensure suitability; we do not accept any liability for configurations compiled by users themselves.

Ordering data	Article No.	More information
Accessories Memory expansion <ul style="list-style-type: none"> • 2 GB DDR3 1600 SDRAM, DIMM • 4 GB DDR3 1600 SDRAM, DIMM • 8 GB DDR3 1600 SDRAM, DIMM • 8 GB DDR3 1600 SDRAM, DIMM, ECC 	6ES7648-2AJ50-0MA0 6ES7648-2AJ60-0MA0 6ES7648-2AJ70-0MA0 6ES7648-2AJ70-1MA0	Additional information is available on the Internet at: http://www.siemens.com/simatic-panel-pc
Non-heating apparatus cable for SIMATIC Box and Panel PC SIMATIC PC power cable, 230 V AC, angled, 3 m, for: <ul style="list-style-type: none"> • Germany • United Kingdom • Switzerland • USA • Italy • China 	6ES7900-1AA00-0XA0 6ES7900-1BA00-0XA0 6ES7900-1CA00-0XA0 6ES7900-1DA00-0XA0 6ES7900-1EA00-0XA0 6ES7900-1FA00-0XA0	Note: Do you need a specific modification or option for the products described here? Under "Customized products", you will find information about additional sector-specific products that can be ordered as well as about options for customer-specific modification and adaptation.
Touch pen	See "SIMATIC HMI accessories -> Accessibility"	
Expansion components	See Expansion components	
Communication components	See Expansion components	

PC-based Automation

Industrial PC

Tablet PC

SIMATIC Industrial Tablet PC

Overview



SIMATIC Industrial Tablet PC

The SIMATIC Industrial Tablet PC takes the performance of SIMATIC industry PCs to the tablet format.

With a large number of functional expansions such as a 1D/2D bar code reader or user identification by RFID, it taps diverse possibilities of use.

SIMATIC ITP1000: Industrial rugged PC

- High-quality components and modules with a high MTBF (mean time between failure), which also ensure 24-hour operation in the extended temperature range up to +45 °C
- Rugged enclosure designs with high electromagnetic compatibility (EMC)
- Hardware available in the long term

Powerful and many functions on board

- High-performance Intel Core i5-6442EQ or Intel Celeron G3902E notebook CPU
- Many interfaces on board: LAN, SD card reader, USB ports, RS232, audio
- WLAN and Bluetooth integrated
- RFID, bar code reader (1D/2D) and camera for a highly diverse range of mobile applications
- Windows 7 Ultimate 64-bit / Windows 10 IoT Enterprise 2016 LTSB (64-bit)

Technical specifications

Article number	6AV7880-.....2 SIMATIC ITP1000
General information	
Design of the programming device	Tablet PC
Display	
Design of display	10" multi-touch
Resolution (pixels)	
• Horizontal image resolution	1 280 Pixel; 1 920 pixels
• Vertical image resolution	800 Pixel
General features	
• Luminance	250 cd/m ² ; 350 cd/m ²
Backlighting	
• Type of backlighting	LED
Control elements	
Keyboard fonts	
• Design	Touch
Touch operation	
• Integrated touchpad	No
Supply voltage	
Design of the power supply	External wide-range power supply; 3-pole
permissible range, lower limit (AC)	100 V; ±10 %, sinusoidal
permissible range, upper limit (AC)	240 V; ±10 %, sinusoidal
Line frequency	
• permissible range, lower limit	47 Hz
• permissible range, upper limit	63 Hz
Processor	
Processor type	Celeron G3902 (2C/2T, 1.6 GHz, 2 MB Cache); Intel Core i5-6442EQ (6 MB Cache, up to 2.70 GHz, iAMT)
Hyper-threading	No
Turbo Boost Technology 2.0	Yes
Graphic	
Graphics controller	Intel® HD graphics 530
Drives	
SSD	Yes
• Memory capacity	256 Gbyte
TPM Security Chip	Yes
Memory	
Type of memory	DDR4-SDRAM SO-DIMM
Work memory	
• integrated	4 Gbyte; 8 GB or 16 GB
Accumulator	
Replaceable	Yes; Lithium-ion battery
Capacity	5 900 mA·h
Battery runtime, min.	6 h; According to MobileMark 2014

Technical specifications (continued)

Article number	6AV7880-.....-...2 SIMATIC ITP1000
Interfaces	
Number of industrial Ethernet interfaces	1
Number of RS 232 interfaces	1
Number of USB interfaces	3; USB 3.0
• Type A	2
• Type C	1
Bluetooth radio standard	Yes; V4.0
Multimedia card/SD card slot	2 in 1 (SDHC UHS-II, MMC)
Universal Audio Jack	Yes; Audio socket for 3.5 mm jack
Video interfaces	
• DisplayPort	Yes; DP 1.2 (Mini DisplayPort)
Industrial Ethernet	
• Industrial Ethernet interface	1x Ethernet (RJ45)
- 100 Mbps	Yes
- 1000 Mbps	Yes
• IAMT (Intel Active Management Technology)	Yes
WLAN	
• Type	IEEE 802.11 a/b/g/n and ac
Wireless transmission	
• Operating frequency (rated value)	13.56 MHz
Interrupts/diagnostics/status information	
LED status display	Battery charge level, device status, access to drive, WLAN active, SD card, application LED
EMC	
Interference immunity against discharge of static electricity	
• Interference immunity against discharge of static electricity acc. to IEC 61000-4-2	Yes; ±4 kV contact discharge (to IEC 801-2/IEC 1000-4-2; ESD), ±8 kV air discharge (to IEC 801-2/IEC 1000-4-2; ESD)
Interference immunity to cable-borne interference	
• Interference immunity on supply cables	±2 kV (according to IEC 61000-4-4, burst); ±1 kV (according to IEC 61000-4-5, surge pulse/line to line); ±2 kV (according to IEC 61000-4-5, surge pulse/line to ground)
• Interference immunity on signal cables	±1 kV (according to IEC 61000-4-4, burst, length < 30 m); ±2 kV (according to IEC 61000-4-4, burst, length > 30 m); ±2 kV (according to IEC 61000-4-5, surge sym./line to ground, length > 30 m)
Standards, approvals, certificates	
CE mark	Yes
UL approval	Yes
Conforms to MIL-STD-810G	Yes
DIN/ISO 9001	Yes
Ambient conditions	
Ambient temperature during operation	
• min.	5 °C; Max. 10 °C/h (no condensation)
• max.	45 °C; Max. 10 °C/h (no condensation)

Article number	6AV7880-.....-...2 SIMATIC ITP1000
Ambient temperature during storage/transportation	
• min.	-20 °C; Max. 20 °C/h (no condensation)
• max.	60 °C; Max. 20 °C/h (no condensation)
Relative humidity	
• Operation, min.	5 %; At 30 °C/h (no condensation); Tested according to IEC 60068-2-78, IEC 60068-2-30, IEC 60068-2-14
• Operation, max.	85 %; At 30 °C/h (no condensation); Tested according to IEC 60068-2-78, IEC 60068-2-30, IEC 60068-2-14
Vibrations	
• Operation, tested according to IEC 60068-2-6	Yes
Shock testing	
• tested according to IEC 60068-2-27	Yes
Operating systems	
Local language of operating system	Multi-Language User Interface (MUI): 6 languages (English, German, French, Spanish, Italian, Chinese)
pre-installed operating system	
• Windows 7	Yes; Ultimate 64 bit, SP1
• Windows 10	Yes; Windows 10 Enterprise 2016 LTSB, 64 bit, MUI
Software	
Preinstalled	
• STEP 7 Professional 2010	No
• STEP 7 Professional (TIA Portal)	No
• STEP 7	No
• WinCC flexible Advanced 2008	No
• WinCC Advanced (TIA Portal)	No
• STEP 5	No
Mechanics/material	
Material of housing	metal
• Magnesium alloy	Yes
Socket for Kensington lock	Yes
rubber corner guards	Yes
Dimensions	
Width	330 mm
Height	32 mm
Depth	214 mm
Weights	
Weight, approx.	1.6 kg; incl. rechargeable battery
Scope of supply	
Accumulator	Yes
Power supply	Yes
Recovery media	Yes; Restore & Recovery
Other	
free hotline	Yes
Note:	Made in Germany: development and production in Germany

PC-based Automation

Industrial PC

Tablet PC

SIMATIC Industrial Tablet PC**Ordering data****Article No.****SIMATIC ITP1000****6AV7880 -**Operating unit

- 10" multi-touch (1 280 x 800) with 8 function keys
- 10" multi-touch (1 920 x 1 200) with 8 function keys

0
2Extras

- None
- Rear camera, 5 megapixels
- RFID reader
- Bar code reader (1D/2D)
- Camera and RFID
- Bar code reader and camera
- RFID and bar code reader
- Camera, RFID and bar code reader

A
B
C
D
E
F
G
HMass storage

- 256 GB SSD
- 512 GB SSD

A
BOperating system

- None
- Windows 7 Ultimate SP1, 64-bit, MUI (en, de, fr, it, es)
- Windows 10 IoT Enterprise 2016 LTSB, (64-bit) for Celeron i3 and i5 processors

0
1
2CPU

- Celeron G390 2E (2 MB Cache, 1.60 GHz)
- Core i5-6442EQ (6 MB Cache, up to 2.70 GHz)

1
2RAM

- 4 GB
- 8 GB
- 16 GB

0
1
2Power supply

- 110/230 V power supply unit, power cable for Europe
- 110/230 V power supply unit, power cable for UK
- 110/230 V power supply unit, power cable for CH
- 110/230 V power supply unit, power cable for the USA
- 110/230 V power supply unit, power cable for Italy
- 110/230 V power supply unit, power cable for China

A
B
C
D
E
FSpare software (included)

- None

A

Rechargeable battery

- High-capacity lithium ion battery

2

More information

You can find additional information on the Internet at:

<http://www.siemens.com/itp1000>

Accessories can be found under SIMATIC HMI accessories:

<https://mall.industry.siemens.com/mall/ww/en/Catalog/Products/10144445?tree=CatalogTree>

"Automation technology" -> "Operator control and monitoring systems SIMATIC HMI" -> "Accessories"

Note:


Do you require a specific modification or extension to the products described here? Then look up "Customized products", where you will find information about additional and generally available sector-specific products as well as options for customer-specific modifications and adaptations.

4

Note:

Please assemble the required IPC configuration using the TIA Selection Tool or configurator in the Industry Mall in order to ensure suitability; we do not accept any liability for configurations compiled by users themselves.

Overview



Docking station

A docking station is available for the SIMATIC Industrial Tablet PC. In addition to being able to charge the device, the docking station also features one Ethernet, one DisplayPort and two USB ports. With its external monitor, mouse and keyboard, the SIMATIC ITP1000 is upgraded into the equivalent of a full-scale office workplace.

The docking station is designed for users in industry. One-hand docking makes it quick and easy to insert and remove the SIMATIC ITP1000.

Technical specifications

Article number	6AV7676-1AB00-0AA0 ITP1000 Docking Station
General information	
Product type designation	Docking station for ITP1000
Connection type	
• USB	Yes; USB 3.0 type A
Supply voltage	
Type of supply voltage	100 - 240 V AC
Rated value (DC)	19 V
Interfaces	
Interfaces/bus type	1x Ethernet (RJ45)
Number of USB interfaces	2
HMI-side interface	1x DisplayPort
EMC	
Emission of radio interference acc. to EN 55 011	
• Limit class A, for use in industrial areas	Yes
Degree and class of protection	
IP (all-round)	IP20
Standards, approvals, certificates	
CE mark	Yes
Ambient conditions	
Suited for indoor use	Yes
Suited for outdoor use	No
Mechanics/material	
Material	
• Plastic	Yes
Weights	
Weight, approx.	2.8 kg
Scope of supply	
Delivery quantity in pieces	1; Quantity
Other	
Target devices	SIMATIC ITP1000

Ordering data

Article No.

*System components for
Tablet PC*

**Docking station for
SIMATIC ITP1000**

6AV7676-1AB00-0AA0

More information

You can find additional information on the Internet at:

<http://www.siemens.com/itp1000>

You can find additional accessories at:

<https://mall.industry.siemens.com/mall/ww/en/Catalog/Products/10144445?tree=CatalogTree>

"Catalog" -> "Automation technology" -> "Operator control and monitoring systems SIMATIC HMI" -> "Accessories"

Note:

Do you require a specific modification or extension to the products described here? Then look up "Customized products", where you will find information about additional and generally available sector-specific products as well as options for customer-specific modifications and adaptations.

PC-based Automation

Industrial PC

Industrial monitors and Thin Clients

SIMATIC IFP Basic**Overview****SIMATIC IFP Basic**

With the SIMATIC IFP Basic product series, the range of industrial touch monitors in the SIMATIC IFP product family has been extended by cost-effective versions.

SIMATIC IFP Basic devices feature touch operation and are available in 4 display sizes: 12", 15", 19" and 22".

Technical specifications

Article number	6AV7862-2BC00-0AA0 SIMATIC IFP1200 Basic	6AV7862-2BD00-0AA0 SIMATIC IFP1500 Basic	6AV7862-2BE00-0AA0 SIMATIC IFP1900 Basic	6AV7862-2BF00-0AA0 SIMATIC IFP2200 Basic
General information				
Product type designation	IFP1200 Basic	IFP1500 Basic	IFP1900 Basic	IFP2200 Basic
Short designation	Basic Flat Panel 12" Touch	Basic Flat Panel 15" Touch	Basic Flat Panel 19" Touch	Basic Flat Panel 22" Touch
Display				
Design of display	TFT widescreen display, LED backlighting			
Screen diagonal	12.1 in	15.6 in	18.5 in	21.5 in
On Screen Display (OSD) configuration	No	No	No	No
Number of colors	16 000 000; 16 million			
Resolution (pixels)				
• Horizontal image resolution	1 280 Pixel	1 366 Pixel	1 366 Pixel	1 920 Pixel
• Vertical image resolution	800 Pixel	768 Pixel	768 Pixel	1 080 Pixel
General features				
• Detachable from computer unit	5 m	5 m	5 m	5 m
Backlighting				
• Type of backlighting	LED	LED	LED	LED
• MTBF backlighting (at 25 °C)	50 000 h	50 000 h	50 000 h	30 000 h
• Backlight dimmable	Yes; 0-100 %	Yes; 0-100 %	Yes; 0-100 %	Yes; 0-100 %
Touch operation				
• Design as touch screen	Yes; Analog-resistive	Yes; Analog-resistive	Yes; Analog-resistive	Yes; Analog-resistive
Installation type/mounting				
VESA mounting	Yes; VESA 100 x 100 integrated	Yes; VESA 100 x 100 integrated	Yes; VESA 100 x 100 integrated	Yes; VESA 100 x 100 integrated
Mounting in portrait format possible	Yes	Yes	Yes	Yes
Mounting in landscape format possible	Yes	Yes	Yes	Yes
Built-in unit	Yes; Portrait mode possible	Yes; Portrait mode possible	Yes; Portrait mode possible	Yes; Portrait mode possible
maximum permitted forward tilt angle from vertical	45°	45°	45°	45°
maximum permitted backward tilt angle from vertical	45°	45°	45°	45°
Supply voltage				
Type of supply voltage	24 V DC	24 V DC	24 V DC	24 V DC
Rated value (DC)	24 V	24 V	24 V	24 V
permissible range, lower limit (DC)	20.4 V	20.4 V	20.4 V	20.4 V
permissible range, upper limit (DC)	28.8 V	28.8 V	28.8 V	28.8 V
Power loss				
Power loss, typ.	13 W	17 W	19 W	24 W
Power loss, max.	60 W	60 W	60 W	60 W

Technical specifications (continued)

Article number	6AV7862-2BC00-0AA0 SIMATIC IFP1200 Basic	6AV7862-2BD00-0AA0 SIMATIC IFP1500 Basic	6AV7862-2BE00-0AA0 SIMATIC IFP1900 Basic	6AV7862-2BF00-0AA0 SIMATIC IFP2200 Basic
Interfaces				
Number of USB interfaces	2; USB 2.0 (downstream)	2; USB 2.0 (downstream)	2; USB 2.0 (downstream)	2; USB 2.0 (downstream)
USB on the rear	Yes; 2x onboard	Yes; 2x onboard	Yes; 2x onboard	Yes; 2x onboard
Video interfaces				
• analog video signal (VGA)	Yes	Yes	Yes	Yes
• DisplayPort	Yes	Yes	Yes	Yes
Touch interfaces				
• USB	Yes; USB Type A	Yes; USB Type A	Yes; USB Type A	Yes; USB Type A
Degree and class of protection				
IP (at the front)	IP65	IP65	IP65	IP65
Standards, approvals, certificates				
CE mark	Yes	Yes	Yes	Yes
cULus	Yes; UL 61010-1, UL 61010-2-201	Yes; UL 61010-1, UL 61010-2-201	Yes; UL 61010-1, UL 61010-2-201	Yes; UL 61010-1, UL 61010-2-201
RCM (formerly C-TICK)	Yes	Yes	Yes	Yes
KC approval	Yes	Yes	Yes	Yes
EAC (formerly Gost-R)	Yes	Yes	Yes	Yes
FCC	Yes	Yes	Yes	Yes
Ambient conditions				
Ambient temperature during operation				
• min.	0 °C	0 °C	0 °C	0 °C
• max.	45 °C	45 °C	45 °C	40 °C
Ambient temperature during storage/transportation				
• min.	-20 °C	-20 °C	-20 °C	-20 °C
• max.	60 °C	60 °C	60 °C	60 °C
Relative humidity				
• Operation, max.	85 %	85 %	85 %	85 %
Vibrations				
• Vibration load in operation	5 m/s ²	5 m/s ²	5 m/s ²	5 m/s ²
• Vibration load during transport/ storage	10 m/s ²	10 m/s ²	10 m/s ²	10 m/s ²
Shock testing				
• Shock load during operation	150 m/s ²	150 m/s ²	150 m/s ²	150 m/s ²
• shock acceleration during storage/ transport	150 m/s ²	250 m/s ²	250 m/s ²	250 m/s ²
Mechanics/material				
Enclosure material (front)				
• Aluminum	Yes	Yes	Yes	Yes
Dimensions				
Width of the housing front	320 mm	406 mm	473 mm	540 mm
Height of housing front	226 mm	258 mm	297 mm	334 mm
Mounting cutout, width	302 mm	388 mm	455 mm	522 mm
Mounting cutout, height	208 mm	241 mm	279 mm	317 mm
Weights				
Weight without packaging	2.7 kg	4.1 kg	5.1 kg	6.5 kg

Ordering data*SIMATIC IFP Basic*

SIMATIC IFP1200 Basic
Flat Panel with 12" display (16:10);
Touch, 1 280 x 800 pixels
Standard up to 5 m; for 24 V DC;
DisplayPort / VGA interface

6AV7862-2BC00-0AA0

SIMATIC IFP1500 Basic
Flat Panel with 15" display (16:9);
Touch, 1 366 x 768 pixels
Standard up to 5 m; for 24 V DC;
DisplayPort / VGA interface

6AV7862-2BD00-0AA0

SIMATIC IFP1900 Basic
Flat Panel with 19" display (16:9);
Touch, 1 366 x 768 pixels
Standard up to 5 m; for 24 V DC;
DisplayPort / VGA interface

6AV7862-2BE00-0AA0

SIMATIC IFP2200 Basic
Flat Panel with 22" display (16:9);
Touch, 1 920 x 1080 pixels
Standard up to 5 m; for 24 V DC;
DisplayPort / VGA interface

6AV7862-2BF00-0AA0

PC-based Automation

Industrial PC

Industrial monitors and Thin Clients

SIMATIC Industrial Flat Panel

Overview



The Industrial Flat Panels are rugged industry-standard LCD monitors in a widescreen design.

- Installation:
 - Equally suited for installation in the machine, in control cabinets, in consoles and gantries, or in 19" racks.
- Type of operator control:
 - Simple display devices without operator functionality
 - Optional devices with touch control
 - Optional devices with multi-touch control
 - Rear-mounted connection of I/O devices (optional)

Industrial Flat Panels are now available as fully enclosed Flat Panels.

- IFP1900 PRO (degree of protection IP65)
- Ethernet monitor IFP1900/IFP2200 for remote connection via standard Ethernet (TCP/IP)

Technical specifications

Article number	6AV7863-2AA0-0AA0	6AV7863-2AB10-0AA0	6AV7863-2BB10-0AA0	6AV7863-2TA00-0AA0	6AV7863-2TB10-0AA0
	SIMATIC Flat Panel 15" Display only	SIMATIC Flat Panel 15" Display only Ext	SIMATIC Flat Panel 15" Touch/Key	SIMATIC Flat Panel 15" Touch	SIMATIC Flat Panel 15" Touch Ext
General information					
Product type designation	IFP1500	IFP1500	IFP1500	IFP1500	IFP1500
Short designation	Flat Panel 15" display	Flat Panel 15" display ext.	Flat Panel 15" touch/keys	Flat Panel 15" touch	Flat Panel 15" touch ext.
Display					
Design of display	TFT widescreen display, LED backlighting				
Screen diagonal	15.4 in	15.4 in	15.4 in	15.4 in	15.4 in
Screen diagonal [cm]	40 cm	40 cm	40 cm	40 cm	40 cm
Display width	331.2 mm	331.2 mm	331.2 mm	331.2 mm	331.2 mm
Display height	207 mm	207 mm	207 mm	207 mm	207 mm
On Screen Display (OSD) configuration	No; Adjustable by means of software				
Number of colors	16 777 216; 24 bit	16 777 216; 24 bit	16 777 216; 24 bit	16 777 216; 24 bit	16 777 216; 24 bit
Viewing angle	170° x 170°	170° x 170°	170° x 170°	170° x 170°	170° x 170°
Resolution (pixels)					
• Horizontal image resolution	1 280 Pixel	1 280 Pixel	1 280 Pixel	1 280 Pixel	1 280 Pixel
• Vertical image resolution	800 Pixel	800 Pixel	800 Pixel	800 Pixel	800 Pixel
• Pixel size, horizontal	0.259 mm	0.259 mm	0.259 mm	0.259 mm	0.259 mm
• Pixel size, vertical	0.259 mm	0.259 mm	0.259 mm	0.259 mm	0.259 mm
General features					
• Brightness/contrast	400 cd/m ² / 1 000:1	400 cd/m ² / 1 000:1	400 cd/m ² / 1 000:1	400 cd/m ² / 1 000:1	400 cd/m ² / 1 000:1
• non-reflective and tempered mineral glass screen	Yes	Yes	Yes	Yes	Yes
• Detachable from computer unit	5 m	30 m	5 m	5 m	5 m
• Luminance	400 cd/m ²	400 cd/m ²	400 cd/m ²	400 cd/m ²	400 cd/m ²
Backlighting					
• Type of backlighting	LED	LED	LED	LED	LED
• MTBF backlighting (at 25 °C)	50 000 h; At 25°C	50 000 h; At 25°C	50 000 h; At 25°C	50 000 h; At 25°C	50 000 h; At 25°C
• Backlight dimmable	Yes; 0-100 %	Yes; 0-100 %	Yes; 0-100 %	Yes; 0-100 %	Yes; 0-100 %

Technical specifications (continued)

Article number	6AV7863-2AA00-0AA0 SIMATIC Flat Panel 15" Display only	6AV7863-2AB10-0AA0 SIMATIC Flat Panel 15" Display only Ext	6AV7863-2BB10-0AA0 SIMATIC Flat Panel 15" Touch/Key	6AV7863-2TA00-0AA0 SIMATIC Flat Panel 15" Touch	6AV7863-2TB10-0AA0 SIMATIC Flat Panel 15" Touch Ext
Control elements					
Input device					
• Integrated mouse cursor control	No	No		No	No
Keyboard fonts					
• Function keys	No	No		No	No
- Number of function keys	0	0	36	0	0
Touch operation					
• Design as touch screen	No	No	Yes; Analog-resistive	Yes; Analog-resistive	Yes; Analog-resistive
• Monitor keyboard			Yes	Yes	Yes
Installation type/mounting					
Built-in unit	Yes; Portrait mode possible	Yes; Portrait mode possible	Yes	Yes; Portrait mode possible	Yes; Portrait mode possible
maximum permitted forward tilt angle from vertical	35°	35°	35°	35°	35°
maximum permitted backward tilt angle from vertical	35°	35°	35°	35°	35°
Supply voltage					
Type of supply voltage	DC	AC/DC	AC/DC	DC	AC/DC
Rated value (DC)	24 V	24 V	24 V	24 V	24 V
permissible range, lower limit (DC)	19.2 V	19.2 V	19.2 V	19.2 V	19.2 V
permissible range, upper limit (DC)	28.8 V	28.8 V	28.8 V	28.8 V	28.8 V
Rated value (AC)		100 V; Up to 240V, 50/60 Hz	100 V; Up to 240V, 50/60 Hz		
permissible range, lower limit (AC)		90 V	90 V		90 V
permissible range, upper limit (AC)		264 V	264 V		264 V
Power loss					
Power loss, typ.	40 W	40 W	40 W	40 W	40 W
Power loss, max.	65 W	65 W	65 W	65 W	65 W
Interfaces					
USB on the rear		Yes; 2x onboard	Yes; 1		Yes; 2x onboard
USB at the front			Yes; 1		
Connection for keyboard/mouse		USB	USB		USB
Video interfaces					
• analog video signal (VGA)	No	No		No	No
• DVI-D	Yes	Yes	Yes	Yes	Yes
• DisplayPort	Yes; DisplayPort V1.1	Yes; DisplayPort V1.1	Yes; DisplayPort V1.1	Yes; DisplayPort V1.1	Yes; DisplayPort V1.1
Touch interfaces					
• USB	No	No	Yes	Yes	Yes
Degree and class of protection					
IP (at the front)	IP65	IP65	IP65	IP65	IP65
IP (rear)	IP20	IP20	IP20	IP20	IP20
NEMA (front)					
• Enclosure Type 4 at the front	Yes	Yes	Yes	Yes	Yes
Standards, approvals, certificates					
CE mark	Yes	Yes	Yes	Yes	Yes
cULus	Yes; Corresponds to UL 508	Yes; Corresponds to UL 508	Yes; Corresponds to UL 508	Yes; Corresponds to UL 508	Yes; Corresponds to UL 508
RCM (formerly C-TICK)	Yes	Yes	Yes	Yes	Yes
KC approval	Yes	Yes	Yes	Yes	Yes
Use in hazardous areas					
• FM Class I Division 2	Yes	No	No	Yes	No

PC-based Automation

Industrial PC

Industrial monitors and Thin Clients

SIMATIC Industrial Flat Panel**Technical specifications** (continued)

Article number	6AV7863-2AA00-0AA0 SIMATIC Flat Panel 15" Display only	6AV7863-2AB10-0AA0 SIMATIC Flat Panel 15" Display only Ext	6AV7863-2BB10-0AA0 SIMATIC Flat Panel 15" Touch/Key	6AV7863-2TA00-0AA0 SIMATIC Flat Panel 15" Touch	6AV7863-2TB10-0AA0 SIMATIC Flat Panel 15" Touch Ext
Ambient conditions					
Ambient temperature during operation					
• min.	0 °C	0 °C	0 °C	0 °C	0 °C
• max.	50 °C; Vertical installation (horizontal)	50 °C; Vertical installation (horizontal)	50 °C; Vertical installation (horizontal)	50 °C; Vertical installation (horizontal)	50 °C; Vertical installation (horizontal)
Ambient temperature during storage/transportation					
• min.	-20 °C	-20 °C	-20 °C	-20 °C	-20 °C
• max.	60 °C	60 °C	60 °C	60 °C	60 °C
Relative humidity					
• Operation, max.	95 %; no condensation	95 %; no condensation	95 %; no condensation	95 %; no condensation	95 %; no condensation
Vibrations					
• Vibration load in operation	10 m/s ²	10 m/s ²	10 m/s ²	10 m/s ²	10 m/s ²
• Vibration load during transport/storage	10 m/s ²	10 m/s ²	10 m/s ²	10 m/s ²	10 m/s ²
Shock testing					
• Shock load during operation	150 m/s ²	150 m/s ²	150 m/s ²	150 m/s ²	150 m/s ²
• shock acceleration during storage/transport	150 m/s ²	150 m/s ²	150 m/s ²	150 m/s ²	150 m/s ²
Mechanics/material					
Enclosure material (front)					
• Aluminum	Yes	Yes	Yes	Yes	Yes
Dimensions					
Width of the housing front	415 mm	415 mm	483 mm	415 mm	415 mm
Height of housing front	310 mm	310 mm	310 mm	310 mm	310 mm
Mounting cutout, width	396 mm; Tolerance: +1 mm	396 mm; Tolerance: +1 mm	450 mm; Tolerance: +1 mm	396 mm; Tolerance: +1 mm	396 mm; Tolerance: +1 mm
Mounting cutout, height	291 mm; Tolerance: +1 mm	291 mm; Tolerance: +1 mm	291 mm; Tolerance: +1 mm	291 mm; Tolerance: +1 mm	291 mm; Tolerance: +1 mm
Overall depth	62.5 mm	62.5 mm	62.5 mm	62.5 mm	62.5 mm
Weights					
Weight without packaging	3.9 kg	3.9 kg	4.3 kg	3.9 kg	3.9 kg
Weight incl. packaging	5 kg	5 kg	5.4 kg	5 kg	5 kg

Technical specifications (continued)

Article number	6AV7863-3AA00-0AA0 SIMATIC Flat Panel 19" Display only	6AV7863-3AB10-0AA0 SIMATIC Flat Panel 19" Display only Ext	6AV7863-3TA00-0AA0 SIMATIC Flat Panel 19" Touch	6AV7863-3TB10-0AA0 SIMATIC Flat Panel 19" Touch Ext
General information				
Product type designation	IFP1900	IFP1900	IFP1900	IFP1900
Short designation	Flat Panel 19" display	Flat Panel 19" display ext.	Flat Panel 19" touch	Flat Panel 19" touch ext.
Display				
Design of display	TFT widescreen display, LED backlighting			
Screen diagonal	18.5 in	18.5 in	18.5 in	18.5 in
Screen diagonal [cm]	47 cm	47 cm	47 cm	47 cm
Display width	409.8 mm	409.8 mm	409.8 mm	409.8 mm
Display height	230.4 mm	230.4 mm	230.4 mm	230.4 mm
On Screen Display (OSD) configuration	No; Adjustable by means of software			
Number of colors	16 777 216; 24 bit	16 777 216; 24 bit	16 777 216; 24 bit	16 777 216; 24 bit
Viewing angle	170° x 160°	170° x 160°	170° x 160°	170° x 160°
Resolution (pixels)				
• Horizontal image resolution	1 366 Pixel	1 366 Pixel	1 366 Pixel	1 366 Pixel
• Vertical image resolution	768 Pixel	768 Pixel	768 Pixel	768 Pixel
• Pixel size, horizontal	0.3 mm	0.3 mm	0.3 mm	0.3 mm
• Pixel size, vertical	0.3 mm	0.3 mm	0.3 mm	0.3 mm
General features				
• Brightness/contrast	300 cd/m ² / 1 000:1	300 cd/m ² / 1 000:1	300 cd/m ² / 1 000:1	300 cd/m ² / 1 000:1
• non-reflective and tempered mineral glass screen	Yes	Yes		
• Detachable from computer unit	5 m	30 m	5 m	30 m
• Luminance	300 cd/m ²	300 cd/m ²	300 cd/m ²	300 cd/m ²
Backlighting				
• Type of backlighting	LED	LED	LED	LED
• MTBF backlighting (at 25 °C)	50 000 h; At 25°C	50 000 h; At 25°C	50 000 h; At 25°C	50 000 h; At 25°C
• Backlight dimmable	Yes; 0-100 %	Yes; 0-100 %	Yes; 0-100 %	Yes; 0-100 %
Control elements				
Input device				
• Integrated mouse cursor control	No	No	No	No
Keyboard fonts				
• Function keys	No	No	No	No
- Number of function keys	0	0	0	0
Touch operation				
• Design as touch screen	No	No	Yes; Analog-resistive	Yes; Analog-resistive
• Monitor keyboard			Yes	Yes
Installation type/mounting				
Built-in unit	Yes; Portrait mode possible			
maximum permitted forward tilt angle from vertical	35°	35°	35°	35°
maximum permitted backward tilt angle from vertical	35°	35°	35°	35°
Supply voltage				
Type of supply voltage	DC	AC/DC	DC	AC/DC
Rated value (DC)	24 V	24 V	24 V	24 V
permissible range, lower limit (DC)	19.2 V	19.2 V	19.2 V	19.2 V
permissible range, upper limit (DC)	28.8 V	28.8 V	28.8 V	28.8 V
Rated value (AC)		100 V; Up to 240V, 50/60 Hz		100 V; Up to 240V, 50/60 Hz
permissible range, lower limit (AC)		90 V		90 V
permissible range, upper limit (AC)		264 V		264 V
Power loss				
Power loss, typ.	40 W	40 W	40 W	40 W
Power loss, max.	65 W	65 W	65 W	65 W

PC-based Automation

Industrial PC

Industrial monitors and Thin Clients

SIMATIC Industrial Flat Panel**Technical specifications** (continued)

Article number	6AV7863-3AA00-0AA0 SIMATIC Flat Panel 19" Display only	6AV7863-3AB10-0AA0 SIMATIC Flat Panel 19" Display only Ext	6AV7863-3TA00-0AA0 SIMATIC Flat Panel 19" Touch	6AV7863-3TB10-0AA0 SIMATIC Flat Panel 19" Touch Ext
Interfaces				
USB on the rear		Yes; 2x onboard		Yes; 2x onboard
Connection for keyboard/mouse		USB		USB
Video interfaces				
• analog video signal (VGA)	No	No	No	No
• DVI-D	Yes	Yes	Yes	Yes
• DisplayPort	Yes; DisplayPort V1.1	Yes; DisplayPort V1.1	Yes; DisplayPort V1.1	Yes; DisplayPort V1.1
Touch interfaces				
• USB	No	No	Yes	Yes
Degree and class of protection				
IP (at the front)	IP65	IP65	IP65	IP65
IP (rear)	IP20	IP20	IP20	IP20
NEMA (front)				
• Enclosure Type 4 at the front	Yes	Yes	Yes	Yes
Standards, approvals, certificates				
CE mark	Yes	Yes	Yes	Yes
cULus	Yes; Corresponds to UL 508	Yes; Corresponds to UL 508	Yes; Corresponds to UL 508	Yes; Corresponds to UL 508
RCM (formerly C-TICK)	Yes	Yes	Yes	Yes
KC approval	Yes	Yes	Yes	Yes
Use in hazardous areas				
• FM Class I Division 2	Yes	No	Yes	Yes
Ambient conditions				
Ambient temperature during operation				
• min.	0 °C	0 °C	0 °C	0 °C
• max.	45 °C; Vertical installation (horizontal)	45 °C; Vertical installation (horizontal)	45 °C; Vertical installation (horizontal)	45 °C; Vertical installation (horizontal)
Ambient temperature during storage/transportation				
• min.	-20 °C	-20 °C	-20 °C	-20 °C
• max.	60 °C	60 °C	60 °C	60 °C
Relative humidity				
• Operation, max.	95 %; no condensation	95 %; no condensation	95 %; no condensation	95 %; no condensation
Vibrations				
• Vibration load in operation	10 m/s ²	10 m/s ²	10 m/s ²	10 m/s ²
• Vibration load during transport/storage	10 m/s ²	10 m/s ²	10 m/s ²	10 m/s ²
Shock testing				
• Shock load during operation	150 m/s ²	150 m/s ²	150 m/s ²	150 m/s ²
• shock acceleration during storage/transport	150 m/s ²	150 m/s ²	150 m/s ²	150 m/s ²
Mechanics/material				
Enclosure material (front)				
• Aluminum	Yes	Yes	Yes	Yes
Dimensions				
Width of the housing front	483 mm	483 mm	483 mm	483 mm
Height of housing front	337 mm	337 mm	337 mm	337 mm
Mounting cutout, width	465 mm; Tolerance: +1 mm	465 mm; Tolerance: +1 mm	465 mm; Tolerance: +1 mm	465 mm; Tolerance: +1 mm
Mounting cutout, height	319 mm; Tolerance: +1 mm	319 mm; Tolerance: +1 mm	319 mm; Tolerance: +1 mm	319 mm; Tolerance: +1 mm
Overall depth	62.5 mm	62.5 mm	62.5 mm	62.5 mm
Weights				
Weight without packaging	5.5 kg	5.5 kg	5.5 kg	5.5 kg
Weight incl. packaging	6.5 kg	6.5 kg	6.5 kg	6.5 kg

Technical specifications (continued)

Article number	6AV7863-2MA00-0AA0 SIMATIC Flat Panel 15" Multitouch	6AV7863-2MA00-0SA0 SIMATIC Flat Panel 15" Multitouch	6AV7863-2MB10-0AA0 SIMATIC Flat Panel 15" Multitouch Ext	6AV7863-2MB10-0SA0 SIMATIC Flat Panel 15" Multitouch Ext
General information				
Product type designation	IFP1500	IFP1500	IFP1500	IFP1500
Short designation	Flat Panel 15" multi-touch	Flat Panel 15" multi-touch ext. marine	Flat Panel 15" multi-touch ext.	Flat Panel 15" multi-touch ext. marine
Display				
Design of display	TFT widescreen display, LED backlighting	TFT widescreen display, LED backlighting	TFT widescreen display, LED backlighting	TFT widescreen display, LED backlighting
Screen diagonal	15.6 in	15.6 in	15.6 in	15.6 in
Screen diagonal [cm]	40 cm	40 cm	40 cm	40 cm
Display width	344.2 mm	344.2 mm	344.2 mm	344.2 mm
Display height	193.5 mm	193.5 mm	193.5 mm	193.5 mm
On Screen Display (OSD) configuration	No; Adjustable by means of software	No; Adjustable by means of software	No; Adjustable by means of software	No; Adjustable by means of software
Number of colors	16 777 216; 24 bit	16 777 216	16 777 216; 24 bit	16 777 216
Viewing angle	160° x 160°	160° x 160°	160° x 160°	160° x 160°
Resolution (pixels)				
• Horizontal image resolution	1 366 Pixel	1 366 Pixel	1 366 Pixel	1 366 Pixel
• Vertical image resolution	768 Pixel	768 Pixel	768 Pixel	768 Pixel
• Pixel size, horizontal	0.252 mm	0.252 mm	0.252 mm	0.252 mm
• Pixel size, vertical	0.252 mm	0.252 mm	0.252 mm	0.252 mm
General features				
• Brightness/contrast	400 cd/m ² / 900:1	400 cd/m ² / 900:1	400 cd/m ² / 900:1	400 cd/m ² / 900:1
• Detachable from computer unit	5 m	5 m	30 m	30 m
• Luminance	400 cd/m ²	400 cd/m ²	400 cd/m ²	400 cd/m ²
Backlighting				
• Type of backlighting	LED	LED	LED	LED
• MTBF backlighting (at 25 °C)	70 000 h; At 25°C	70 000 h; At 25°C	70 000 h; At 25°C	70 000 h; At 25°C
• Backlight dimmable	Yes; 0-100 %	Yes; 0-100 %	Yes; 0-100 %	Yes; 0-100 %
Control elements				
Input device				
• Integrated mouse cursor control	No			
Keyboard fonts				
• Function keys	No	No	No	No
- Number of function keys	0			
Touch operation				
• Design as touch screen	Yes; Projective-capacitive	Yes; Projective-capacitive	Yes; Projective-capacitive	Yes; Projective-capacitive
• Monitor keyboard	Yes	Yes	Yes	Yes
Installation type/mounting				
Built-in unit	Yes; Portrait mode possible	Yes; Portrait mode possible	Yes; Portrait mode possible	Yes; Portrait mode possible
maximum permitted forward tilt angle from vertical	35°	35°	35°	35°
maximum permitted backward tilt angle from vertical	35°	35°	35°	35°
Supply voltage				
Type of supply voltage	DC	DC	DC	AC/DC
Rated value (DC)	24 V	24 V	24 V	24 V
permissible range, lower limit (DC)	19.2 V	19.2 V	19.2 V	19.2 V
permissible range, upper limit (DC)	28.8 V	28.8 V	28.8 V	28.8 V
Rated value (AC)				100 V; Up to 240V, 50/60 Hz
permissible range, lower limit (AC)				90 V
permissible range, upper limit (AC)				264 V
Power loss				
Power loss, typ.	40 W	40 W	40 W	40 W
Power loss, max.	65 W	60 W	60 W	60 W
Interfaces				
USB on the rear			Yes; 2x onboard	Yes; 2x onboard
Connection for keyboard/mouse			USB	USB
Video interfaces				
• analog video signal (VGA)	No	No	No	No
• DVI-D	Yes	Yes	Yes	Yes
• DisplayPort	Yes; DisplayPort V1.1	Yes; DisplayPort V1.1	Yes; DisplayPort V1.1	Yes; DisplayPort V1.1

PC-based Automation

Industrial PC

Industrial monitors and Thin Clients

SIMATIC Industrial Flat Panel**Technical specifications** (continued)

Article number	6AV7863-2MA00-0AA0 SIMATIC Flat Panel 15" Multitouch	6AV7863-2MA00-0SA0 SIMATIC Flat Panel 15" Multitouch	6AV7863-2MB10-0AA0 SIMATIC Flat Panel 15" Multitouch Ext	6AV7863-2MB10-0SA0 SIMATIC Flat Panel 15" Multitouch Ext
Touch interfaces				
• USB	Yes	Yes	Yes	Yes
Degree and class of protection				
IP (at the front)	IP65	IP65		IP65
IP (rear)	IP20	IP20		IP20
NEMA (front)				
• Enclosure Type 4 at the front	Yes	Yes	Yes	Yes
• Enclosure Type 4x at the front	Yes	Yes	Yes	Yes
• Enclosure Type 12 at the front	Yes	Yes	Yes	Yes
Standards, approvals, certificates				
CE mark	Yes	Yes	Yes	Yes
cULus	Yes; Corresponds to UL 508	Yes; Corresponds to UL 508	Yes; Corresponds to UL 508	Yes; Corresponds to UL 508
RCM (formerly C-TICK)	Yes	Yes	Yes	Yes
KC approval	Yes	Yes	Yes	Yes
EAC (formerly Gost-R)	Yes	Yes	Yes	Yes
Use in hazardous areas				
• ATEX Zone 2	Yes	Yes	No	No
• ATEX Zone 22	Yes	Yes	No	No
• FM Class I Division 2	Yes	Yes	No	No
Marine approval				
• Germanischer Lloyd (GL)	No	Yes	No	Yes
• American Bureau of Shipping (ABS)	No	Yes	No	Yes
• Bureau Veritas (BV)	No	Yes	No	Yes
• Det Norske Veritas (DNV)	No	Yes	No	Yes
• Lloyds Register of Shipping (LRS)	No	Yes	No	Yes
• Nippon Kaiji Kyokai (Class NK)	No	Yes	No	Yes
Ambient conditions				
Ambient temperature during operation				
• min.	0 °C	0 °C	0 °C	0 °C
• max.	50 °C; Vertical installation (horizontal)	50 °C; Vertical installation (horizontal)	50 °C; Vertical installation (horizontal)	50 °C; Vertical installation (horizontal)
Ambient temperature during storage/transportation				
• min.	-20 °C	-20 °C	-20 °C	-20 °C
• max.	60 °C	60 °C	60 °C	60 °C
Relative humidity				
• Operation, max.	95 %; no condensation	95 %; no condensation	95 %; no condensation	95 %; no condensation
Vibrations				
• Vibration load in operation	10 m/s ²	10 m/s ²	10 m/s ²	10 m/s ²
• Vibration load during transport/ storage	10 m/s ²	10 m/s ²	10 m/s ²	10 m/s ²
Shock testing				
• Shock load during operation	150 m/s ²	150 m/s ²	150 m/s ²	150 m/s ²
• shock acceleration during storage/ transport	150 m/s ²	150 m/s ²	150 m/s ²	150 m/s ²
Mechanics/material				
Enclosure material (front)				
• Glass	Yes		Yes	
Dimensions				
Width of the housing front	416.5 mm	416.5 mm	416.5 mm	416.5 mm
Height of housing front	298 mm	298 mm	298 mm	298 mm
Mounting cutout, width	398 mm; Tolerance: +1 mm	398 mm; Tolerance: +1 mm	398 mm; Tolerance: +1 mm	398 mm; Tolerance: +1 mm
Mounting cutout, height	279 mm; Tolerance: +1 mm	279 mm; Tolerance: +1 mm	279 mm; Tolerance: +1 mm	279 mm; Tolerance: +1 mm
Overall depth	62.5 mm	62.5 mm	62.5 mm	62.5 mm
Weights				
Weight without packaging	4.2 kg	4.2 kg	4.2 kg	4.2 kg
Weight incl. packaging	5.3 kg	5.3 kg	5.3 kg	5.3 kg

Technical specifications (continued)

Article number	6AV7863-4AA00-0AA0 SIMATIC Flat Panel 22" Display only	6AV7863-4AB10-0AA0 SIMATIC Flat Panel 22" Display only Ext	6AV7863-4TA00-0AA0 SIMATIC Flat Panel 22" Touch	6AV7863-4TB10-0AA0 SIMATIC Flat Panel 22" Touch Ext
General information				
Product type designation	IFP2200	IFP2200	IFP2200	IFP2200
Short designation	Flat Panel 22" display	Flat Panel 22" display ext.	Flat Panel 22" touch	Flat Panel 22" touch ext.
Display				
Design of display	TFT widescreen display, LED backlighting			
Screen diagonal	21.5 in	21.5 in	21.5 in	21.5 in
Screen diagonal [cm]	56 cm	56 cm	56 cm	56 cm
Display width	476 mm	476 mm	476 mm	476 mm
Display height	268 mm	268 mm	268 mm	268 mm
On Screen Display (OSD) configuration	No; Adjustable by means of software	No; Adjustable by means of software	No; Adjustable by means of software	No; Adjustable by means of software
Number of colors	16 777 216; 24 bit	16 777 216; 24 bit	16 777 216; 24 bit	16 777 216; 24 bit
Viewing angle	170° x 170°	170° x 170°	170° x 170°	170° x 170°
Resolution (pixels)				
• Horizontal image resolution	1 920 Pixel	1 920 Pixel	1 920 Pixel	1 920 Pixel
• Vertical image resolution	1 080 Pixel	1 080 Pixel	1 080 Pixel	1 080 Pixel
• Pixel size, horizontal	0.2475 mm	0.2475 mm	0.2475 mm	0.2475 mm
• Pixel size, vertical	0.2475 mm	0.2475 mm	0.2475 mm	0.2475 mm
General features				
• Brightness/contrast	250 cd/m ² / 1 000:1	250 cd/m ² / 1 000:1	250 cd/m ² / 1 000:1	250 cd/m ² / 1 000:1
• non-reflective and tempered mineral glass screen	Yes	Yes		
• Detachable from computer unit	5 m	30 m	5 m	30 m
• Luminance	250 cd/m ²	250 cd/m ²	250 cd/m ²	250 cd/m ²
Backlighting				
• Type of backlighting	LED	LED	LED	LED
• MTBF backlighting (at 25 °C)	50 000 h; At 25°C	50 000 h; At 25°C	50 000 h; At 25°C	50 000 h; At 25°C
• Backlight dimmable	Yes; 0-100 %	Yes; 0-100 %	Yes; 0-100 %	Yes; 0-100 %
Control elements				
Input device				
• Integrated mouse cursor control	No	No	No	No
Keyboard fonts				
• Function keys	No	No	No	No
- Number of function keys	0	0	0	0
Touch operation				
• Design as touch screen	No	No	Yes; Analog-resistive	Yes; Analog-resistive
• Monitor keyboard			Yes	Yes
Installation type/mounting				
Built-in unit	Yes; Portrait mode possible	Yes; Portrait mode possible	Yes; Portrait mode possible	Yes; Portrait mode possible
maximum permitted forward tilt angle from vertical	35°	35°	35°	35°
maximum permitted backward tilt angle from vertical	35°	35°	35°	35°
Supply voltage				
Type of supply voltage	DC	AC/DC	DC	AC/DC
Rated value (DC)	24 V	24 V	24 V	24 V
permissible range, lower limit (DC)	19.2 V	19.2 V	19.2 V	19.2 V
permissible range, upper limit (DC)	28.8 V	28.8 V	28.8 V	28.8 V
Rated value (AC)		100 V; Up to 240V, 50/60 Hz		100 V; Up to 240V, 50/60 Hz
permissible range, lower limit (AC)		90 V		90 V
permissible range, upper limit (AC)		264 V		264 V

PC-based Automation

Industrial PC

Industrial monitors and Thin Clients

SIMATIC Industrial Flat Panel**Technical specifications** (continued)

Article number	6AV7863-4AA00-0AA0 SIMATIC Flat Panel 22" Display only	6AV7863-4AB10-0AA0 SIMATIC Flat Panel 22" Display only Ext	6AV7863-4TA00-0AA0 SIMATIC Flat Panel 22" Touch	6AV7863-4TB10-0AA0 SIMATIC Flat Panel 22" Touch Ext
Power loss				
Power loss, typ.	40 W	40 W	40 W	40 W
Power loss, max.	65 W	65 W	65 W	65 W
Interfaces				
USB on the rear		Yes; 2x onboard		Yes; 2x onboard
Connection for keyboard/mouse		USB		USB
Video interfaces				
• analog video signal (VGA)	No	No	No	No
• DVI-D	Yes	Yes	Yes	Yes
• DisplayPort	Yes; DisplayPort V1.1	Yes; DisplayPort V1.1	Yes; DisplayPort V1.1	Yes; DisplayPort V1.1
Touch interfaces				
• USB	No	No	Yes	Yes
Degree and class of protection				
IP (at the front)	IP65	IP65	IP65	IP65
IP (rear)	IP20	IP20	IP20	IP20
NEMA (front)				
• Enclosure Type 4 at the front	Yes	Yes	Yes	Yes
Standards, approvals, certificates				
CE mark	Yes	Yes	Yes	Yes
cULus	Yes; Corresponds to UL 508	Yes; Corresponds to UL 508	Yes; Corresponds to UL 508	Yes; Corresponds to UL 508
RCM (formerly C-TICK)	Yes	Yes	Yes	Yes
KC approval	Yes	Yes	Yes	Yes
Use in hazardous areas				
• FM Class I Division 2	Yes	No	Yes	No
Ambient conditions				
Ambient temperature during operation				
• min.	0 °C	0 °C	0 °C	0 °C
• max.	45 °C; Vertical installation (horizontal)	45 °C; Vertical installation (horizontal)	45 °C; Vertical installation (horizontal)	45 °C; Vertical installation (horizontal)
Ambient temperature during storage/transportation				
• min.	-20 °C	-20 °C	-20 °C	-20 °C
• max.	60 °C	60 °C	60 °C	60 °C
Relative humidity				
• Operation, max.	95 %; no condensation	95 %; no condensation	95 %; no condensation	95 %; no condensation
Vibrations				
• Vibration load in operation	10 m/s ²	10 m/s ²	10 m/s ²	10 m/s ²
• Vibration load during transport/ storage	10 m/s ²	10 m/s ²	10 m/s ²	10 m/s ²
Shock testing				
• Shock load during operation	150 m/s ²	150 m/s ²	150 m/s ²	150 m/s ²
• shock acceleration during storage/ transport	150 m/s ²	150 m/s ²	150 m/s ²	150 m/s ²
Mechanics/material				
Enclosure material (front)				
• Aluminum	Yes	Yes	Yes	Yes
Dimensions				
Width of the housing front	560 mm	560 mm	560 mm	560 mm
Height of housing front	380 mm	380 mm	380 mm	380 mm
Mounting cutout, width	542 mm; Tolerance: +1 mm	542 mm; Tolerance: +1 mm	542 mm; Tolerance: +1 mm	542 mm; Tolerance: +1 mm
Mounting cutout, height	362 mm; Tolerance: +1 mm	362 mm; Tolerance: +1 mm	362 mm; Tolerance: +1 mm	362 mm; Tolerance: +1 mm
Overall depth	62.5 mm	62.5 mm	62.5 mm	62.5 mm
Weights				
Weight without packaging	6.5 kg	6.5 kg	6.5 kg	6.5 kg
Weight incl. packaging	7.6 kg	7.6 kg	7.6 kg	7.6 kg

Technical specifications (continued)

Article number	6AV7863-3AA00-0AA0 SIMATIC Flat Panel 19" Display only	6AV7863-3AB10-0AA0 SIMATIC Flat Panel 19" Display only Ext	6AV7863-3TA00-0AA0 SIMATIC Flat Panel 19" Touch	6AV7863-3TB10-0AA0 SIMATIC Flat Panel 19" Touch Ext
General information				
Product type designation	IFP1900	IFP1900	IFP1900	IFP1900
Short designation	Flat Panel 19" display	Flat Panel 19" display ext.	Flat Panel 19" touch	Flat Panel 19" touch ext.
Display				
Design of display	TFT widescreen display, LED backlighting	TFT widescreen display, LED backlighting	TFT widescreen display, LED backlighting	TFT widescreen display, LED backlighting
Screen diagonal	18.5 in	18.5 in	18.5 in	18.5 in
Screen diagonal [cm]	47 cm	47 cm	47 cm	47 cm
Display width	409.8 mm	409.8 mm	409.8 mm	409.8 mm
Display height	230.4 mm	230.4 mm	230.4 mm	230.4 mm
On Screen Display (OSD) configuration	No; Adjustable by means of software	No; Adjustable by means of software	No; Adjustable by means of software	No; Adjustable by means of software
Number of colors	16 777 216; 24 bit	16 777 216; 24 bit	16 777 216; 24 bit	16 777 216; 24 bit
Viewing angle	170° x 160°	170° x 160°	170° x 160°	170° x 160°
Resolution (pixels)				
• Horizontal image resolution	1 366 Pixel	1 366 Pixel	1 366 Pixel	1 366 Pixel
• Vertical image resolution	768 Pixel	768 Pixel	768 Pixel	768 Pixel
• Pixel size, horizontal	0.3 mm	0.3 mm	0.3 mm	0.3 mm
• Pixel size, vertical	0.3 mm	0.3 mm	0.3 mm	0.3 mm
General features				
• Brightness/contrast	300 cd/m ² / 1 000:1	300 cd/m ² / 1 000:1	300 cd/m ² / 1 000:1	300 cd/m ² / 1 000:1
• non-reflective and tempered mineral glass screen	Yes	Yes		
• Detachable from computer unit	5 m	30 m	5 m	30 m
Backlighting				
• Type of backlighting	LED	LED	LED	LED
• MTBF backlighting (at 25 °C)	50 000 h; At 25°C	50 000 h; At 25°C	50 000 h; At 25°C	50 000 h; At 25°C
• Backlight dimmable	Yes; 0-100 %	Yes; 0-100 %	Yes; 0-100 %	Yes; 0-100 %
Control elements				
Input device				
• Integrated mouse cursor control	No	No	No	No
Touch operation				
• Design as touch screen	No	No	Yes; Analog-resistive	Yes; Analog-resistive
• Monitor keyboard			Yes	Yes
Installation type/mounting				
Built-in unit	Yes; Portrait mode possible	Yes; Portrait mode possible	Yes; Portrait mode possible	Yes; Portrait mode possible
maximum permitted forward tilt angle from vertical	35°	35°	35°	35°
maximum permitted backward tilt angle from vertical	35°	35°	35°	35°
Supply voltage				
Type of supply voltage	DC	AC/DC	DC	AC/DC
Rated value (DC)	24 V	24 V	24 V	24 V
Rated value (AC)		100 V; Up to 240V, 50/60 Hz		100 V; Up to 240V, 50/60 Hz
Power loss				
Power loss, typ.	40 W	40 W	40 W	40 W

PC-based Automation

Industrial PC

Industrial monitors and Thin Clients

SIMATIC Industrial Flat Panel**Technical specifications** (continued)

Article number	6AV7863-3AA00-0AA0 SIMATIC Flat Panel 19" Display only	6AV7863-3AB10-0AA0 SIMATIC Flat Panel 19" Display only Ext	6AV7863-3TA00-0AA0 SIMATIC Flat Panel 19" Touch	6AV7863-3TB10-0AA0 SIMATIC Flat Panel 19" Touch Ext
Interfaces				
USB on the rear Connection for keyboard/mouse		Yes; 2x onboard USB		Yes; 2x onboard USB
Video interfaces				
• analog video signal (VGA)	No	No	No	No
• DVI-D	Yes	Yes	Yes	Yes
• DisplayPort	Yes; DisplayPort V1.1	Yes; DisplayPort V1.1	Yes; DisplayPort V1.1	Yes; DisplayPort V1.1
Touch interfaces				
• USB	No	No	Yes	Yes
Degree and class of protection				
IP (at the front)	IP65	IP65	IP65	IP65
IP (rear)	IP20	IP20	IP20	IP20
Standards, approvals, certificates				
CE mark	Yes	Yes	Yes	Yes
cULus	Yes; Corresponds to UL 508	Yes; Corresponds to UL 508	Yes; Corresponds to UL 508	Yes; Corresponds to UL 508
RCM (formerly C-TICK)	Yes	Yes	Yes	Yes
KC approval	Yes	Yes	Yes	Yes
Use in hazardous areas				
• FM Class I Division 2	Yes	No	Yes	Yes
Ambient conditions				
Ambient temperature during operation				
• min.	0 °C	0 °C	0 °C	0 °C
• max.	45 °C; Vertical installation (horizontal)	45 °C; Vertical installation (horizontal)	45 °C; Vertical installation (horizontal)	45 °C; Vertical installation (horizontal)
Relative humidity				
• Operation, max.	95 %; no condensation	95 %; no condensation	95 %; no condensation	95 %; no condensation
Vibrations				
• Vibration load in operation	10 m/s ²	10 m/s ²	10 m/s ²	10 m/s ²
• Vibration load during transport/ storage	10 m/s ²	10 m/s ²	10 m/s ²	10 m/s ²
Shock testing				
• Shock load during operation	150 m/s ²	150 m/s ²	150 m/s ²	150 m/s ²
• shock acceleration during storage/ transport	150 m/s ²	150 m/s ²	150 m/s ²	150 m/s ²
Mechanics/material				
Enclosure material (front)				
• Aluminum	Yes	Yes	Yes	Yes
Dimensions				
Width of the housing front	483 mm	483 mm	483 mm	483 mm
Height of housing front	337 mm	337 mm	337 mm	337 mm
Mounting cutout, width	465 mm; Tolerance: +1 mm	465 mm; Tolerance: +1 mm	465 mm; Tolerance: +1 mm	465 mm; Tolerance: +1 mm
Mounting cutout, height	319 mm; Tolerance: +1 mm	319 mm; Tolerance: +1 mm	319 mm; Tolerance: +1 mm	319 mm; Tolerance: +1 mm
Overall depth	62.5 mm	62.5 mm	62.5 mm	62.5 mm
Weights				
Weight without packaging	5.5 kg	5.5 kg	5.5 kg	5.5 kg

Technical specifications (continued)

Article number	6AV7863-4AA00-0AA0 SIMATIC Flat Panel 22" Display only	6AV7863-4AB10-0AA0 SIMATIC Flat Panel 22" Display only Ext	6AV7863-4TA00-0AA0 SIMATIC Flat Panel 22" Touch	6AV7863-4TB10-0AA0 SIMATIC Flat Panel 22" Touch Ext
General information				
Product type designation	IFP2200	IFP2200	IFP2200	IFP2200
Short designation	Flat Panel 22" display	Flat Panel 22" display ext.	Flat Panel 22" touch	Flat Panel 22" touch ext.
Display				
Design of display	TFT widescreen display, LED backlighting	TFT widescreen display, LED backlighting	TFT widescreen display, LED backlighting	TFT widescreen display, LED backlighting
Screen diagonal	21.5 in	21.5 in	21.5 in	21.5 in
Screen diagonal [cm]	56 cm	56 cm	56 cm	56 cm
Display width	476 mm	476 mm	476 mm	476 mm
Display height	268 mm	268 mm	268 mm	268 mm
On Screen Display (OSD) configuration	No; Adjustable by means of software	No; Adjustable by means of software	No; Adjustable by means of software	No; Adjustable by means of software
Number of colors	16 777 216; 24 bit	16 777 216; 24 bit	16 777 216; 24 bit	16 777 216; 24 bit
Viewing angle	170° x 170°	170° x 170°	170° x 170°	170° x 170°
Resolution (pixels)				
• Horizontal image resolution	1 920 Pixel	1 920 Pixel	1 920 Pixel	1 920 Pixel
• Vertical image resolution	1 080 Pixel	1 080 Pixel	1 080 Pixel	1 080 Pixel
• Pixel size, horizontal	0.2475 mm	0.2475 mm	0.2475 mm	0.2475 mm
• Pixel size, vertical	0.2475 mm	0.2475 mm	0.2475 mm	0.2475 mm
General features				
• Brightness/contrast	250 cd/m ² / 1 000:1	250 cd/m ² / 1 000:1	250 cd/m ² / 1 000:1	250 cd/m ² / 1 000:1
• non-reflective and tempered mineral glass screen	Yes	Yes		
• Detachable from computer unit	5 m	30 m	5 m	30 m
Backlighting				
• Type of backlighting	LED	LED	LED	LED
• MTBF backlighting (at 25 °C)	50 000 h; At 25°C	50 000 h; At 25°C	50 000 h; At 25°C	50 000 h; At 25°C
• Backlight dimmable	Yes; 0-100 %	Yes; 0-100 %	Yes; 0-100 %	Yes; 0-100 %
Control elements				
Input device				
• Integrated mouse cursor control	No	No	No	No
Touch operation				
• Design as touch screen	No	No	Yes; Analog-resistive	Yes; Analog-resistive
• Monitor keyboard			Yes	Yes
Installation type/mounting				
Built-in unit	Yes; Portrait mode possible			
maximum permitted forward tilt angle from vertical	35°	35°	35°	35°
maximum permitted backward tilt angle from vertical	35°	35°	35°	35°
Supply voltage				
Type of supply voltage	DC	AC/DC	DC	AC/DC
Rated value (DC)	24 V	24 V	24 V	24 V
Rated value (AC)		100 V; Up to 240V, 50/60 Hz		100 V; Up to 240V, 50/60 Hz
Power loss				
Power loss, typ.	40 W	40 W	40 W	40 W

PC-based Automation

Industrial PC

Industrial monitors and Thin Clients

SIMATIC Industrial Flat Panel**Technical specifications** (continued)

Article number	6AV7863-4AA00-0AA0 SIMATIC Flat Panel 22" Display only	6AV7863-4AB10-0AA0 SIMATIC Flat Panel 22" Display only Ext	6AV7863-4TA00-0AA0 SIMATIC Flat Panel 22" Touch	6AV7863-4TB10-0AA0 SIMATIC Flat Panel 22" Touch Ext
Interfaces				
USB on the rear Connection for keyboard/mouse		Yes; 2x onboard USB		Yes; 2x onboard USB
Video interfaces				
• analog video signal (VGA)	No	No	No	No
• DVI-D	Yes	Yes	Yes	Yes
• DisplayPort	Yes; DisplayPort V1.1	Yes; DisplayPort V1.1	Yes; DisplayPort V1.1	Yes; DisplayPort V1.1
Touch interfaces				
• USB	No	No	Yes	Yes
Degree and class of protection				
IP (at the front)	IP65	IP65	IP65	IP65
IP (rear)	IP20	IP20	IP20	IP20
Standards, approvals, certificates				
CE mark	Yes	Yes	Yes	Yes
cULus	Yes; Corresponds to UL 508	Yes; Corresponds to UL 508	Yes; Corresponds to UL 508	Yes; Corresponds to UL 508
RCM (formerly C-TICK)	Yes	Yes	Yes	Yes
KC approval	Yes	Yes	Yes	Yes
Use in hazardous areas				
• FM Class I Division 2	Yes	No	Yes	No
Ambient conditions				
Ambient temperature during operation				
• min.	0 °C	0 °C	0 °C	0 °C
• max.	45 °C; Vertical installation (horizontal)	45 °C; Vertical installation (horizontal)	45 °C; Vertical installation (horizontal)	45 °C; Vertical installation (horizontal)
Relative humidity				
• Operation, max.	95 %; no condensation	95 %; no condensation	95 %; no condensation	95 %; no condensation
Vibrations				
• Vibration load in operation	10 m/s ²	10 m/s ²	10 m/s ²	10 m/s ²
• Vibration load during transport/ storage	10 m/s ²	10 m/s ²	10 m/s ²	10 m/s ²
Shock testing				
• Shock load during operation	150 m/s ²	150 m/s ²	150 m/s ²	150 m/s ²
• shock acceleration during storage/ transport	150 m/s ²	150 m/s ²	150 m/s ²	150 m/s ²
Mechanics/material				
Enclosure material (front) • Aluminum	Yes	Yes	Yes	Yes
Dimensions				
Width of the housing front	560 mm	560 mm	560 mm	560 mm
Height of housing front	380 mm	380 mm	380 mm	380 mm
Mounting cutout, width	542 mm; Tolerance: +1 mm	542 mm; Tolerance: +1 mm	542 mm; Tolerance: +1 mm	542 mm; Tolerance: +1 mm
Mounting cutout, height	362 mm; Tolerance: +1 mm	362 mm; Tolerance: +1 mm	362 mm; Tolerance: +1 mm	362 mm; Tolerance: +1 mm
Overall depth	62.5 mm	62.5 mm	62.5 mm	62.5 mm
Weights				
Weight without packaging	6.5 kg	6.5 kg	6.5 kg	6.5 kg

Technical specifications (continued)

Article number	6AV7863-5MA10-1AA0 SIMATIC Flat Panel 15" MT V1+	6AV7863-5MA10-1NA0 SIMATIC Flat Panel 15" MT V1+	6AV7863-6MA10-1AA0 SIMATIC Flat Panel 19" MT V1+	6AV7863-6MA10-1NA0 SIMATIC Flat Panel 19" MT V1+	6AV7466-8MA10-0AA0 SIMATIC Flat Panel 22" Multitouch Ext	6AV7466-8MA10-0AX0 SIMATIC Flat Panel 22" Multitouch Ext
General information						
Product type designation	IFP1500	IFP1500	IFP1900	IFP1900	IFP2200	IFP2200
Short designation	15" Flat Panel Full HD	15" Flat Panel Full HD, neutral	19" Flat Panel Full HD	19" Flat Panel Full HD, neutral	Flat Panel 22" multi-touch ext.	Flat Panel 22" multi-touch ext.
Display						
Design of display	TFT widescreen display, LED backlighting	TFT widescreen display, LED backlighting	TFT widescreen display, LED backlighting	TFT widescreen display, LED backlighting	TFT widescreen display, LED backlighting	TFT widescreen display, LED backlighting
Screen diagonal	15.6 in	15.6 in	18.5 in	18.5 in	21.5 in	21.5 in
Screen diagonal [cm]	40 cm	40 cm	47 cm	47 cm	56 cm	56 cm
Display width	344.2 mm	344.2 mm	409.8 mm	409.8 mm	476 mm	476 mm
Display height	193.5 mm	193.5 mm	230.4 mm	230.4 mm	268 mm	268 mm
On Screen Display (OSD) configuration	No; Adjustable by means of software	No; Adjustable by means of software	No; Adjustable by means of software	No; Adjustable by means of software	No; Adjustable by means of software	No; Adjustable by means of software
Number of colors	16 777 216; 24 bit	16 777 216; 24 bit	16 777 216; 24 bit	16 777 216; 24 bit	16 777 216; 24 bit	16 777 216; 24 bit
Viewing angle	160° x 140°	160° x 140°	178° x 178°	178° x 178°	170° x 170°	170° x 170°
Resolution (pixels)						
• Horizontal image resolution	1 920 Pixel	1 920 Pixel	1 920 Pixel	1 920 Pixel	1 920 Pixel	1 920 Pixel
• Vertical image resolution	1 080 Pixel	1 080 Pixel	1 080 Pixel	1 080 Pixel	1 080 Pixel	1 080 Pixel
• Pixel size, horizontal	0.17925 mm	0.17925 mm	0.213 mm	0.213 mm	0.2475 mm	0.2475 mm
• Pixel size, vertical	0.17925 mm	0.17925 mm	0.213 mm	0.213 mm	0.2475 mm	0.2475 mm
General features						
• Brightness/contrast	400 cd/m ² / 700:1	400 cd/m ² / 700:1	350 cd/m ² / 1 000:1	350 cd/m ² / 1 000:1	250 cd/m ² / 1 000:1	250 cd/m ² / 1 000:1
• non-reflective and tempered mineral glass screen	Yes	Yes	Yes	Yes	Yes	Yes
• Detachable from computer unit	30 m	30 m	30 m	30 m	30 m	30 m
• Luminance	400 cd/m ²	400 cd/m ²	350 cd/m ²	350 cd/m ²	250 cd/m ²	250 cd/m ²
Backlighting						
• Type of backlighting	LED	LED	LED	LED	LED	LED
• MTBF backlighting (at 25 °C)	50 000 h; At 25°C	50 000 h; At 25°C	50 000 h; At 25°C	50 000 h; At 25°C	50 000 h; At 25°C	50 000 h; At 25°C
• Backlight dimmable	Yes; 0-100 %	Yes; 0-100 %	Yes; 0-100 %	Yes; 0-100 %	Yes; 0-100 %	Yes; 0-100 %
Control elements						
Input device						
• Integrated mouse cursor control	No	No	No	No	No	No
Keyboard fonts						
• Function keys	No	No	No	No	No	No
- Number of function keys	0	0	0	0	0	0
Touch operation						
• Design as touch screen	Yes; Projective-capacitive	Yes; Projective-capacitive	Yes; Projective-capacitive	Yes; Projective-capacitive	Yes; Projective-capacitive	Yes; Projective-capacitive
• Monitor keyboard	Yes	Yes	Yes	Yes	Yes	Yes
Installation type/mounting						
Design	Built-in unit	Built-in unit	Built-in unit	Built-in unit	Built-in unit	Built-in unit
VESA mounting	No	No	No	No	No	No
Built-in unit	Yes; Portrait mode possible	Yes; Portrait mode possible	Yes; Portrait mode possible	Yes; Portrait mode possible	Yes; Portrait mode possible	Yes; Portrait mode possible
maximum permitted forward tilt angle from vertical	35°	35°	35°	35°	35°	35°
maximum permitted backward tilt angle from vertical	35°	35°	35°	35°	35°	35°
Supply voltage						
Type of supply voltage	24 V DC	24 V DC	24 V DC	24 V DC	DC	DC
Rated value (DC)	24 V; PELV / SELV floating	24 V; PELV / SELV floating	24 V; PELV / SELV floating	24 V; PELV / SELV floating	24 V; PELV / SELV floating	24 V; PELV / SELV floating
permissible range, lower limit (DC)	19.2 V	19.2 V	19.2 V	19.2 V	19.2 V	19.2 V
permissible range, upper limit (DC)	28.8 V	28.8 V	28.8 V	28.8 V	28.8 V	28.8 V
Power loss						
Power loss, typ.	20 W	20 W	25 W	25 W	40 W	40 W
Power loss, max.	25 W	25 W	30 W	30 W	65 W	65 W

PC-based Automation

Industrial PC

Industrial monitors and Thin Clients

SIMATIC Industrial Flat Panel**Technical specifications** (continued)

Article number	6AV7863-5MA10-1AA0 SIMATIC Flat Panel 15" MT V1+	6AV7863-5MA10-1NA0 SIMATIC Flat Panel 15" MT V1+	6AV7863-6MA10-1AA0 SIMATIC Flat Panel 19" MT V1+	6AV7863-6MA10-1NA0 SIMATIC Flat Panel 19" MT V1+	6AV7466-8MA10-0AA0 SIMATIC Flat Panel 22" Multitouch Ext	6AV7466-8MA10-0AX0 SIMATIC Flat Panel 22" Multitouch Ext
Interfaces						
USB on the rear	Yes; 2x onboard	Yes; 2x onboard	Yes; 2x onboard	Yes; 2x onboard	Yes; 2x onboard	Yes; 2x onboard
Connection for keyboard/mouse	USB	USB	USB	USB	USB	USB
Video interfaces						
• analog video signal (VGA)	No	No	No	No	No	No
• DVI-D	Yes	Yes	Yes	Yes	Yes	Yes
• DisplayPort	Yes; DisplayPort V1.1	Yes; DisplayPort V1.1	Yes; DisplayPort V1.1	Yes; DisplayPort V1.1	Yes; DisplayPort V1.1	Yes; DisplayPort V1.1
Touch interfaces						
• USB	Yes	Yes	Yes	Yes	Yes	Yes
Degree and class of protection						
IP (at the front)	IP65	IP65	IP65	IP65	IP65	IP65
IP (rear)	IP20	IP20	IP20	IP20	IP20	IP20
NEMA (front)						
• Enclosure Type 4 at the front	Yes	Yes	Yes	Yes	Yes	Yes
• Enclosure Type 4x at the front	Yes	Yes	Yes	Yes	Yes	Yes
• Enclosure Type 12 at the front	Yes	Yes	Yes	Yes	Yes	Yes
Standards, approvals, certificates						
CE mark	Yes	Yes	Yes	Yes	Yes	Yes
UL approval	Yes; cULus, cUL	Yes; cULus, cUL	Yes; cULus, cUL	Yes; cULus, cUL	Yes; cULus, cUL	Yes; cULus, cUL
cULus	Yes; Corresponds to UL 508	Yes; Corresponds to UL 508	Yes; Corresponds to UL 508	Yes; Corresponds to UL 508	Yes; Corresponds to UL 508	Yes; Corresponds to UL 508
RCM (formerly C-TICK)	Yes	Yes	Yes	Yes	Yes	Yes
KC approval	No; Available soon	No; Available soon	No; Available soon	No; Available soon	Yes	Yes
Use in hazardous areas						
• ATEX Zone 2	Yes	No; Available soon	No; Available soon	No; Available soon	No; Available soon	No; Available soon
• ATEX Zone 22	Yes	No; Available soon	No; Available soon	No; Available soon	No; Available soon	No; Available soon
• FM Class I Division 2	Yes	No; Available soon	No; Available soon	No; Available soon		
Marine approval						
• Germanischer Lloyd (GL)	No; Available soon	No; Available soon	No; Available soon	No; Available soon	No; Available soon	No; Available soon
• American Bureau of Shipping (ABS)	No; Available soon	No; Available soon	No; Available soon	No; Available soon	No; Available soon	No; Available soon
• Bureau Veritas (BV)	No; Available soon	No; Available soon	No; Available soon	No; Available soon	No; Available soon	No; Available soon
• Det Norske Veritas (DNV)	No; Available soon	No; Available soon	No; Available soon	No; Available soon	No; Available soon	No; Available soon
• Lloyds Register of Shipping (LRS)	No; Available soon	No; Available soon	No; Available soon	No; Available soon	No; Available soon	No; Available soon
• Nippon Kaiji Kyokai (Class NK)	No; Available soon	No; Available soon	No; Available soon	No; Available soon	No; Available soon	No; Available soon

Technical specifications (continued)

Article number	6AV7863-5MA10-1AA0 SIMATIC Flat Panel 15" MT V1+	6AV7863-5MA10-1NA0 SIMATIC Flat Panel 15" MT V1+	6AV7863-6MA10-1AA0 SIMATIC Flat Panel 19" MT V1+	6AV7863-6MA10-1NA0 SIMATIC Flat Panel 19" MT V1+	6AV7466-8MA10-0AA0 SIMATIC Flat Panel 22" Multitouch Ext	6AV7466-8MA10-0AX0 SIMATIC Flat Panel 22" Multitouch Ext
Ambient conditions						
Ambient temperature during operation						
• min.	0 °C	0 °C	0 °C	0 °C	0 °C	0 °C
• max.	50 °C; Vertical installation (horizontal)	50 °C; Vertical installation (horizontal)	50 °C; Vertical installation (horizontal)	50 °C; Vertical installation (horizontal)	45 °C; Vertical installation (horizontal)	45 °C; Vertical installation (horizontal)
Ambient temperature during storage/transportation						
• min.	-20 °C	-20 °C	-20 °C	-20 °C	-20 °C	-20 °C
• max.	60 °C	60 °C	60 °C	60 °C	60 °C	60 °C
Relative humidity						
• Operation, max.	95 %; no condensation	95 %; no condensation	95 %; no condensation	95 %; no condensation	95 %; no condensation	95 %; no condensation
Vibrations						
• Vibration load in operation	10 m/s ²	10 m/s ²	10 m/s ²	10 m/s ²	10 m/s ²	10 m/s ²
• Vibration load during transport/ storage	10 m/s ²	10 m/s ²	10 m/s ²	10 m/s ²	10 m/s ²	10 m/s ²
Shock testing						
• Shock load during operation	150 m/s ²	150 m/s ²	150 m/s ²	150 m/s ²	150 m/s ²	150 m/s ²
• shock acceleration during storage/ transport	150 m/s ²	150 m/s ²	150 m/s ²	150 m/s ²	150 m/s ²	150 m/s ²
Mechanics/material						
Enclosure material (front)						
• Glass	Yes; at front aluminum	Yes	Yes	Yes	Yes	Yes; at front aluminum
Enclosure material (rear)						
Dimensions						
Width of the housing front	398 mm	398 mm	464 mm	464 mm	529 mm	529 mm
Height of housing front	257 mm	257 mm	294 mm	294 mm	331 mm	331 mm
Mounting cutout, width	382 mm; Tolerance: +1 mm	382 mm; Tolerance: +1 mm	448 mm; Tolerance: +1 mm	448 mm; Tolerance: +1 mm	513 mm; Tolerance: +1 mm	513 mm; Tolerance: +1 mm
Mounting cutout, height	241 mm; Tolerance: +1 mm	241 mm; Tolerance: +1 mm	278 mm; Tolerance: +1 mm	278 mm; Tolerance: +1 mm	315 mm; Tolerance: +1 mm	315 mm; Tolerance: +1 mm
Overall depth	62.5 mm	62.5 mm	62.5 mm	62.5 mm	72 mm	72 mm
Weights						
Weight without packaging	4 kg	4 kg	5.7 kg	5.7 kg	6.7 kg	6.7 kg
Weight incl. packaging	5 kg	5 kg	6.8 kg	6.8 kg	6.8 kg	6.8 kg

PC-based Automation

Industrial PC

Industrial monitors and Thin Clients

SIMATIC Industrial Flat Panel**Ordering data****Article No.****Article No.****Industrial Flat Panel Monitor****SIMATIC IFP1500**Flat Panel 15" display (16:10),
DisplayPort/DVI portwithout touch screen, display only,
1 280 x 800 pixels, for 24 V DC

- Standard up to 5 m, incl. DVI cable 1.8 m
- Extended version up to 30 m, incl. DVI/USB cable 1.8 m

with touch screen and pushbuttons,
1 280 x 800 pixels, for 24 V DC and
100-240 V AC

- Extended version up to 30 m, incl. DVI/USB cable 1.8 m

Multi-touch, 1 366 x 768, for
24 V DC

- Standard up to 5 m, incl. DVI/USB cable 1.8 m
- Standard up to 5 m, marine approval, incl. DVI/USB cable 1.8 m

Multi-touch, 1 366 x 768 pixels,
for 24 V DC and 100-240 V AC

- Extended version up to 30 m, incl. DVI/USB cable 1.8 m
- Extended version up to 30 m, marine approval, incl. DVI/USB cable 1.8 m

Touch, 1 280 x 800 pixels,
for 24 V DC

- Standard up to 5 m, incl. DVI cable 1.8 m

Touch, 1 280 x 800 pixels,
for 24 V DC and 100-240 V AC

- Extended version up to 30 m, incl. DVI/USB cable 1.8 m

15" Full HD / Extended multi-touch

- Extended version up to 30 m, incl. DVI/USB cable 1.8 m
- Neutral design

6AV7863-2AA00-0AA0**6AV7863-2AB10-0AA0****6AV7863-2BB10-0AA0****6AV7863-2MA00-0AA0****6AV7863-2MA00-0SA0****6AV7863-2MB10-0AA0****6AV7863-2MB10-0SA0****6AV7863-2TA00-0AA0****6AV7863-2TB10-0AA0****6AV7863-5MA10-1AA0****6AV7863-5MA10-1NA0****SIMATIC IFP1900**Flat Panel 19" display (16:10),
DisplayPort/DVI portwithout touch screen, display only,
1 366 x 768 pixels, for 24 V DC

- Standard up to 5 m, incl. DVI cable 1.8 m
- Extended version up to 30 m, incl. DVI/USB cable 1.8 m

Multi-touch, 1 366 x 768 pixels,
for 24 V DC

- Standard up to 5 m, incl. DVI/USB cable 1.8 m
- Standard up to 5 m, marine approval, incl. DVI/USB cable 1.8 m
- DisplayPort, Ethernet interface, incl. DVI/USB cable 1.8 m

Multi-touch, 1 366 x 768 pixels,
for 24 V DC and 100-240 V AC

- Extended version up to 30 m, incl. DVI/USB cable 1.8 m
- Extended version up to 30 m, marine approval, incl. DVI/USB cable 1.8 m

Touch, 1 366 x 768 pixels,
for 24 V DC

- Standard up to 5 m, incl. DVI cable 1.8 m

Touch, 1 366 x 768 pixels,
for 24 V DC and 100-240 V AC

- Extended version up to 30 m, incl. DVI/USB cable 1.8 m

19" Full HD / Extended multi-touch

- Extended version up to 30 m, incl. DVI/USB cable 1.8 m
- Neutral design

6AV7863-3AA00-0AA0**6AV7863-3AB10-0AA0****6AV7863-3MA00-0AA0****6AV7863-3MA00-0SA0****6AV7863-3MA20-0AA0****6AV7863-3MB10-0AA0****6AV7863-3MB10-0SA0****6AV7863-3TA00-0AA0****6AV7863-3TB10-0AA0****6AV7863-6MA10-1AA0****6AV7863-6MA10-1NA0**

Ordering data	Article No.	Article No.
<p>SIMATIC IFP2200 Flat Panel 22" display (16:10), DisplayPort/DVI port</p> <p><u>without touch screen, display only, 1 920 x 1 080 pixels, for 24 V DC</u></p> <ul style="list-style-type: none"> Standard up to 5 m, incl. DVI cable 1.8 m <p><u>without touch screen, display only, 1 920 x 1 080 pixels, for 24 V DC and 100-240 V AC</u></p> <ul style="list-style-type: none"> Extended version up to 30 m, incl. DVI/USB cable 1.8 m <p><u>Multi-touch, 1 920 x 1 080 pixels, for 24 V DC</u></p> <ul style="list-style-type: none"> Standard up to 5 m, incl. DVI/USB cable 1.8 m Standard up to 5 m, marine approval, incl. DVI/USB cable 1.8 m DisplayPort, Ethernet interface, incl. DVI/USB cable 1.8 m <p><u>Multi-touch, 1 920 x 1 080 pixels, for 24 V DC and 100-240 V AC</u></p> <ul style="list-style-type: none"> Extended version up to 30 m, incl. DVI/USB cable 1.8 m Extended version up to 30 m, marine approval, incl. DVI/USB cable 1.8 m <p><u>Touch, 1 920 x 1 080 pixels, for 24 V DC</u></p> <ul style="list-style-type: none"> Standard up to 5 m, incl. DVI cable 1.8 m <p><u>Touch, 1 920 x 1 080 pixels, for 24 V DC and 100-240 V AC</u></p> <ul style="list-style-type: none"> Extended version up to 30 m, incl. DVI/USB cable 1.8 m 	<p>6AV7863-4AA00-0AA0</p> <p>6AV7863-4AB10-0AA0</p> <p>6AV7863-4MA00-0AA0</p> <p>6AV7863-4MA00-0SA0</p> <p>6AV7863-4MA20-0AA0</p> <p>6AV7863-4MB10-0AA0</p> <p>6AV7863-4MB10-0SA0</p> <p>6AV7863-4TA00-0AA0</p> <p>6AV7863-4TB10-0AA0</p>	<p>6AV2124-6QJ00-0AX1</p> <p>6AV2124-6UJ00-0AX1</p> <p>6AV2124-6XJ00-0AX1</p> <p>6AV7672-1JB00-0AA0</p> <p>6AV7860-0DH30-0AA0</p> <p>6AV7860-0DH50-0AA0</p> <p>6AV7860-0BH30-0AA0</p> <p>6AV7860-0BH50-0AA0</p> <p>6AV7860-0CH30-0AA0</p> <p>6AV7860-0CH50-0AA0</p> <p>6AV7860-1EX21-0AA1</p> <p>6AV7860-1EX21-5AA1</p> <p>6AV7860-1EX22-0AA1</p> <p>6AV7860-1EX23-0AA1</p>
<p>SIMATIC IFP2200 with narrow border <u>Multi-touch, 1 920 x 1 080 pixels, for 24 V DC</u></p> <ul style="list-style-type: none"> Extended version up to 30 m, incl. DVI/USB cable 1.8 m Extended version up to 30 m, neutral front without logo, incl. DVI/USB cable 1.8 m 	<p>6AV7466-8MA10-0AX0</p> <p>6AV7466-8MA10-0AA0</p>	<p>Accessories</p> <p>Set of protective films for ITC/IFP/TP1500</p> <p>Set of protective films for ITC/IFP/TP1900</p> <p>Set of protective films for ITC/IFP/TP2200</p> <p>Touch pen Undetachable pen for operation of the touch devices, mounting of the support on the control cabinet or directly on the PRO unit</p> <p>Accessories for standard variants up to 5 m (6AV7863-..A0.-0AA0 and 6AV7466-1TA00-0AA0)</p> <p>DisplayPort cable (industrial quality)</p> <ul style="list-style-type: none"> 3 m 5 m <p>DVI-D cable (industrial quality)</p> <ul style="list-style-type: none"> 3 m 5 m <p>USB cable (industrial quality)</p> <ul style="list-style-type: none"> 3 m 5 m <p>Accessories for extended variants up to 30 m (6AV7863-..B1.-0AA0)</p> <p>Cable set (USB/Cat5; sender module, DVI)</p> <ul style="list-style-type: none"> 10 m 15 m 20 m 30 m


PC-based Automation

Industrial PC

Industrial monitors and Thin Clients

SIMATIC Flat Panels

Overview



The Flat Panels are rugged industry-standard LCD monitors.

- Installation:
 - They are equally suited to installation in the machine, in control cabinets, consoles and gantries or in 19" racks.
- Type of operator control:
 - Simple display devices without operator functionality
 - Optional devices with touch control
 - Rear connection of I/O devices (optional)

Technical specifications

Article number	6AV7861-2AA00-2AA0	6AV7861-2AB00-2AA0	6AV7861-2AB10-2AA0	6AV7861-2TA00-2AA0	6AV7861-2TB00-2AA0	6AV7861-2TB10-2AA0
	SIMATIC Flat Panel 15, f. DC24V	SIMATIC Flat Panel 15	SIMATIC Flat Panel 15 Extended	SIMATIC Flat Panel 15T, f. DC24V	SIMATIC Flat Panel 15T	SIMATIC Flat Panel 15T Extended
Display						
Design of display	TFT display, LED backlighting					
Screen diagonal	15 in	15 in	15 in	15 in	15 in	15 in
Display width	304.1 mm	304.1 mm	304.1 mm	304.1 mm	304.1 mm	304.1 mm
Display height	228.1 mm	228.1 mm	228.1 mm	228.1 mm	228.1 mm	228.1 mm
On Screen Display (OSD) configuration	Yes	Yes	Yes	Yes	Yes	Yes
Number of colors	16 000 000; 16.2 million	16 000 000; 16.2 million	16 000 000; 16.2 million	16 000 000; 16.2 million	16 000 000; 16.2 million	16 000 000; 16.2 million
Viewing angle	100° x 90° (min)	100° x 90° (min)	100° x 90° (min)	100° x 90° (min)	100° x 90° (min)	100° x 90° (min)
Resolution (pixels)						
• Horizontal image resolution	1 024 Pixel	1 024 Pixel	1 024 Pixel	1 024 Pixel	1 024 Pixel	1 024 Pixel
• Vertical image resolution	768 Pixel	768 Pixel	768 Pixel	768 Pixel	768 Pixel	768 Pixel
General features						
• Brightness/contrast	> 260 cd/m ² / 350:1	> 260 cd/m ² / 350:1	> 260 cd/m ² / 350:1	> 260 cd/m ² / 350:1	> 260 cd/m ² / 350:1	> 260 cd/m ² / 350:1
Backlighting						
• Type of backlighting	LED, dimmable	LED, dimmable	LED, dimmable	LED, dimmable	LED, dimmable	LED, dimmable
• MTBF backlighting (at 25 °C)	50 000 h; At 25°C	50 000 h; At 25°C	50 000 h; At 25°C	50 000 h; At 25°C	50 000 h; At 25°C	50 000 h; At 25°C
• Backlight dimmable	Yes; 0-100 %	Yes; 0-100 %	Yes; 0-100 %	Yes; 0-100 %	Yes; 0-100 %	Yes; 0-100 %
Control elements						
Control elements	none	none	none	Touch	Touch	Touch
Input device						
• Integrated mouse cursor control	No	No	No	No	No	No
Keyboard fonts						
• Function keys	No	No	No	No	No	No
- Number of function keys	0	0	0	0	0	0

Technical specifications (continued)

Article number	6AV7861-2AA00-2AA0 SIMATIC Flat Panel 15, f. DC24V	6AV7861-2AB00-2AA0 SIMATIC Flat Panel 15	6AV7861-2AB10-2AA0 SIMATIC Flat Panel 15 Extended	6AV7861-2TA00-2AA0 SIMATIC Flat Panel 15T, f. DC24V	6AV7861-2TB00-2AA0 SIMATIC Flat Panel 15T	6AV7861-2TB10-2AA0 SIMATIC Flat Panel 15T Extended
Touch operation						
• Design as touch screen	No	No	No	Yes	Yes	Yes
Installation type/mounting						
Design	Built-in unit	Built-in unit	Built-in unit	Built-in unit	Built-in unit	Built-in unit
VESA mounting	No	No	No	No	No	No
Built-in unit	Yes; Portrait mode possible	Yes; Portrait mode possible	Yes; Portrait mode possible	Yes; Portrait mode possible	Yes; Portrait mode possible	Yes; Portrait mode possible
maximum permitted forward tilt angle from vertical	35°; max. 40°C	35°; max. 40°C	35°; max. 40°C	35°; max. 40°C	35°; max. 40°C	35°; max. 40°C
maximum permitted backward tilt angle from vertical	70°; max. 40°C	70°; max. 40°C	70°; max. 40°C	70°; max. 40°C	70°; max. 40°C	70°; max. 40°C
Supply voltage						
Type of supply voltage	DC	AC/DC	AC/DC	DC	AC/DC	AC/DC
permissible range, lower limit (DC)	19.2 V	19.2 V	19.2 V	19.2 V	19.2 V	19.2 V
permissible range, upper limit (DC)	28.8 V	28.8 V	28.8 V	28.8 V	28.8 V	28.8 V
permissible range, lower limit (AC)		90 V	90 V		90 V	90 V
permissible range, upper limit (AC)		264 V	264 V		264 V	264 V
Interfaces						
Video interfaces						
• analog video signal (VGA)	Yes	Yes	Yes	Yes	Yes	Yes
Degree and class of protection						
IP (at the front)	IP65	IP65	IP65	IP65	IP65	IP65
Standards, approvals, certificates						
CE mark	Yes	Yes	Yes	Yes	Yes	Yes
CSA approval	Yes	Yes	Yes	Yes	Yes	Yes
UL approval	Yes	Yes	Yes	Yes	Yes	Yes
EAC (formerly Gost-R)	No	No	No	No	No	No
Marine approval						
• Germanischer Lloyd (GL)	Yes; Optional	Yes; Optional	Yes; Optional	Yes; Optional	Yes; Optional	Yes; Optional
• American Bureau of Shipping (ABS)	Yes; Optional	Yes; Optional	Yes; Optional	Yes; Optional	Yes; Optional	Yes; Optional
• Bureau Veritas (BV)	Yes; Optional	Yes; Optional	Yes; Optional	Yes; Optional	Yes; Optional	Yes; Optional
• Det Norske Veritas (DNV)	Yes; Optional	Yes; Optional	Yes; Optional	Yes; Optional	Yes; Optional	Yes; Optional
• Lloyds Register of Shipping (LRS)	Yes; Optional	Yes; Optional	Yes; Optional	Yes; Optional	Yes; Optional	Yes; Optional
Ambient conditions						
Ambient temperature during operation						
• min.	0 °C	0 °C	0 °C	0 °C	0 °C	0 °C
• max.	50 °C	50 °C	50 °C	50 °C	50 °C	50 °C
Ambient temperature during storage/transportation						
• min.	-20 °C	-20 °C	-20 °C	-20 °C	-20 °C	-20 °C
• max.	70 °C	70 °C	70 °C	70 °C	70 °C	70 °C
Mechanics/material						
Enclosure material (front)						
• Aluminum	Yes	Yes	Yes	Yes	Yes	Yes
Dimensions						
Width of the housing front	483 mm	483 mm	483 mm	483 mm	483 mm	483 mm
Height of housing front	310 mm	310 mm	310 mm	310 mm	310 mm	310 mm
Mounting cutout, width	450 mm	450 mm	450 mm	450 mm	450 mm	450 mm
Mounting cutout, height	290 mm	290 mm	290 mm	290 mm	290 mm	290 mm
Overall depth	55 mm	55 mm	55 mm	55 mm	55 mm	55 mm

PC-based Automation

Industrial PC

Industrial monitors and Thin Clients

SIMATIC Flat Panels**Technical specifications** (continued)

Article number	6AV7861-3AA00-2AA0 SIMATIC Flat Panel 19, f. DC24V	6AV7861-3AB00-2AA0 SIMATIC Flat Panel 19	6AV7861-3AB10-2AA0 SIMATIC Flat Panel 19 Extended	6AV7861-3TA00-2AA0 SIMATIC Flat Panel 19T, f. DC24V	6AV7861-3TB00-2AA0 SIMATIC Flat Panel 19T	6AV7861-3TB10-2AA0 SIMATIC Flat Panel 19T Extended
Display						
Design of display	TFT display, LED backlighting	TFT display, LED backlighting	TFT display, LED backlighting	TFT display, LED backlighting	TFT display, LED backlighting	TFT display, LED backlighting
Screen diagonal	19 in	19 in	19 in	19 in	19 in	19 in
Display width	376.3 mm	376.3 mm	376.3 mm	376.3 mm	376.3 mm	376.3 mm
Display height	301.1 mm	301.1 mm	301.1 mm	301.1 mm	301.1 mm	301.1 mm
On Screen Display (OSD) configuration	Yes	Yes	Yes	Yes	Yes	Yes
Number of colors	16 000 000; 16.7 million	16 000 000; 16.7 million	16 000 000; 16.7 million	16 000 000; 16.7 million	16 000 000; 16.7 million	16 000 000; 16.7 million
Viewing angle	170° x 170°	170° x 170°	170° x 170°	170° x 170°	170° x 170°	170° x 170°
Resolution (pixels)						
• Horizontal image resolution	1 280 Pixel	1 280 Pixel	1 280 Pixel	1 280 Pixel	1 280 Pixel	1 280 Pixel
• Vertical image resolution	1 024 Pixel	1 024 Pixel	1 024 Pixel	1 024 Pixel	1 024 Pixel	1 024 Pixel
General features						
• Brightness/contrast	> 300 cd/m ² / 300:1	> 300 cd/m ² / 300:1	> 300 cd/m ² / 300:1	> 300 cd/m ² / 300:1	> 300 cd/m ² / 300:1	> 300 cd/m ² / 300:1
Backlighting						
• Type of backlighting	LED, dimmable	LED, dimmable	LED, dimmable	LED, dimmable	LED, dimmable	LED, dimmable
• MTBF backlighting (at 25 °C)	50 000 h; At 25°C	50 000 h; At 25°C	50 000 h; At 25°C	50 000 h; At 25°C	50 000 h; At 25°C	50 000 h; At 25°C
• Backlight dimmable	Yes; 0-100 %	Yes; 0-100 %	Yes; 0-100 %	Yes; 0-100 %	Yes; 0-100 %	Yes; 0-100 %
Control elements						
Control elements	Touch	none	none	Touch	Touch	Touch
Input device						
• Integrated mouse cursor control	No	No	No	No	No	No
Keyboard fonts						
• Function keys	No	No	No	No	No	No
- Number of function keys	0	0	0	0	0	0
Touch operation						
• Design as touch screen	No	No	No	Yes	Yes	Yes
Installation type/mounting						
Design	Built-in unit	Built-in unit	Built-in unit	Built-in unit	Built-in unit	Built-in unit
VESA mounting	No	No	No	No	No	No
Built-in unit	Yes; Portrait mode possible	Yes; Portrait mode possible	Yes; Portrait mode possible	Yes; Portrait mode possible	Yes; Portrait mode possible	Yes; Portrait mode possible
maximum permitted forward tilt angle from vertical	35°; max. 40°C	35°; max. 40°C	35°; max. 40°C	35°; max. 40°C	35°; max. 40°C	35°; max. 40°C
maximum permitted backward tilt angle from vertical	70°; max. 40°C	70°; max. 40°C	70°; max. 40°C	70°; max. 40°C	70°; max. 40°C	70°; max. 40°C
Supply voltage						
Type of supply voltage	DC	AC/DC	AC/DC	DC	AC/DC	AC/DC
permissible range, lower limit (DC)	19.2 V	19.2 V	19.2 V	19.2 V	19.2 V	19.2 V
permissible range, upper limit (DC)	28.8 V	28.8 V	28.8 V	28.8 V	28.8 V	28.8 V
permissible range, lower limit (AC)		90 V	90 V		90 V	90 V
permissible range, upper limit (AC)		264 V	264 V		264 V	264 V

Technical specifications (continued)

Article number	6AV7861-3AA00-2AA0 SIMATIC Flat Panel 19, f. DC24V	6AV7861-3AB00-2AA0 SIMATIC Flat Panel 19	6AV7861-3AB10-2AA0 SIMATIC Flat Panel 19 Extended	6AV7861-3TA00-2AA0 SIMATIC Flat Panel 19T, f. DC24V	6AV7861-3TB00-2AA0 SIMATIC Flat Panel 19T	6AV7861-3TB10-2AA0 SIMATIC Flat Panel 19T Extended
Interfaces						
Video interfaces						
• analog video signal (VGA)	Yes	Yes	Yes	Yes	Yes	Yes
Degree and class of protection						
IP (at the front)	IP65	IP65	IP65	IP65	IP65	IP65
IP (rear)	IP20	IP20	IP20	IP20		
Standards, approvals, certificates						
CE mark	Yes	Yes	Yes	Yes	Yes	Yes
CSA approval	Yes	Yes	Yes	Yes	Yes	Yes
UL approval	Yes	Yes	Yes	Yes	Yes	Yes
EAC (formerly Gost-R)	No	No	No	No	No	No
Marine approval						
• Germanischer Lloyd (GL)	Yes; Optional	Yes; Optional	Yes	Yes	Yes; Optional	Yes; Optional
• American Bureau of Shipping (ABS)	Yes; Optional	Yes; Optional	Yes	Yes	Yes; Optional	Yes; Optional
• Bureau Veritas (BV)	Yes; Optional	Yes; Optional	Yes	Yes	Yes; Optional	Yes; Optional
• Det Norske Veritas (DNV)	Yes; Optional	Yes; Optional	Yes	Yes	Yes; Optional	Yes; Optional
• Lloyds Register of Shipping (LRS)	Yes; Optional	Yes; Optional	Yes	Yes	Yes; Optional	Yes; Optional
• Polski Rejestr Statkow (PRS)			Yes	Yes		
Ambient conditions						
Ambient temperature during operation						
• min.	0 °C	0 °C	0 °C	0 °C	0 °C	0 °C
• max.	45 °C	45 °C	45 °C	45 °C	45 °C	45 °C
Ambient temperature during storage/transportation						
• min.	-20 °C	-20 °C	-20 °C	-20 °C	-20 °C	-20 °C
• max.	70 °C	70 °C	70 °C	70 °C	70 °C	70 °C
Mechanics/material						
Enclosure material (front)						
• Aluminum	Yes	Yes	Yes	Yes	Yes	Yes
Dimensions						
Width of the housing front	483 mm	483 mm	483 mm	483 mm	483 mm	483 mm
Height of housing front	400 mm	400 mm	400 mm	400 mm	400 mm	400 mm
Mounting cutout, width	450 mm	450 mm	450 mm	450 mm	450 mm	450 mm
Mounting cutout, height	380 mm	380 mm	380 mm	380 mm	380 mm	380 mm
Overall depth	57 mm	57 mm	57 mm	57 mm	57 mm	57 mm

PC-based Automation

Industrial PC

Industrial monitors and Thin Clients

SIMATIC Flat Panels**Ordering data****Article No.****SIMATIC Flat Panels****15"**

15" TFT screen
With 1 024 x 768 pixel resolution
VGA

DVI-D interface

Incl. VGA cable 1.8 m

- For 24 V DC
- For 24 V DC and 120/240 V AC

• 15" extended

15" TFT screen
With 1 024 x 768 pixel resolution
For 24 V DC and 120/240 V AC
VGA, DVI-D interface
Can be located at a distance
of up to 30 m

15" TFT screen

With 1 024 x 768 pixel resolution

VGA, DVI-D interface

Incl. VGA cable 1.8 m

- For 24 V DC
- For 24 V DC and 120/240 V AC

• 15" extended

15" TFT screen
With 1 024 x 768 pixel resolution
For 24 V DC and 120/240 V AC
VGA, DVI-D interface
Can be located at a distance
of up to 30 m

6AV7861-2AA00-2AA0**6AV7861-2AB00-2AA0****6AV7861-2AB10-2AA0****6AV7861-2TA00-2AA0****6AV7861-2TB00-2AA0****6AV7861-2TB10-2AA0****19"**

19" TFT screen
With 1 280 x 1024 pixel resolution
VGA, DVI-D interface

Incl. VGA cable 1.8 m

- For 24 V DC
- For 24 V DC and 120/240 V AC

• 19" extended

19" TFT screen
With 1 280 x 1 024 pixel resolution
For 24 V DC and 120/240 V AC
VGA, DVI-D interface
Can be located at a distance
of up to 30 m

19" T Touch TFT screen

With 1 280 x 1 024 pixel resolution

VGA, DVI-D interface

Incl. VGA cable 1.8 m

- For 24 V DC
- For 24 V DC and 120/240 V AC

• 19" T Extended

19" Touch TFT screen
With 1 280 x 1 024 pixel resolution
For 24 V DC and 120/240 V AC
VGA, DVI-D interface
Can be located at a distance
of up to 30 m

6AV7861-3TA00-2AA0**6AV7861-3TB00-2AA0****6AV7861-3TB10-2AA0****Article No.****Accessories****Protective films**

For protecting the touch screen
against dirt and scratches
Pack with 10 units

- for 15" touch
- for 19" touch

6AV7671-4BA00-0AA0**6AV7672-1CE00-0AA0****Touch pen**

Undetachable pen for operation
of the touch devices,
mounting of the support
on the control cabinet or directly
on the PRO unit

6AV7672-1JB00-0AA0**Connection cables for Standard,
Extended and PRO versions**

Video (DVI-D)

- 3.0 m
- 5.0 m

6AV7860-0BH30-0AA0**6AV7860-0BH50-0AA0**

USB for optional touch screen

- 3.0 m
- 5.0 m

6AV7860-0CH30-0AA0**6AV7860-0CH50-0AA0****Connection cables for Extended
versions only**

- Cable set 10 m (DVI-D, CAT5 cable (USB), USB transmitter module)
- Cable set 15 m (DVI-D, CAT5 cable (USB), USB transmitter module)
- Cable set 20 m (DVI-D, CAT5 cable (USB), USB transmitter module)
- Cable set 30 m (DVI-D, CAT5 cable (USB), USB transmitter module)

6AV7860-1EX21-0AA1**6AV7860-1EX21-5AA1****6AV7860-1EX22-0AA1****6AV7860-1EX23-0AA1**

Additional information is available on the Internet at:

<http://www.siemens.com/industrial-lcd>**Note:**

Do you need a specific modification or extension to the products described here? Then refer to "Customized Automation". There you will find information about additional and generally available sector-specific products as well as options for customer-specific modification and adaptation.

Examples are:

- SIMATIC SCD monitor 1900 for portrait operation
- SIMATIC Flat Panels with 6" and 10" Touch

Overview



SIMATIC ITC Industrial Thin Clients are powerful operating units for flexible use in distributed visualization applications. All devices are equipped with high-resolution, brilliant widescreen displays, and due to the diverse communication protocols they can be used both for challenging machine-level operator control & monitoring and for the connection to control systems, e.g. in the SCADA environment.

They can be used as (additional) operator panels on a SIMATIC Industrial PC, Panel PC, or server, and on a SIMATIC Panel or SINUMERIK.

SIMATIC Industrial Thin Clients are also available as glass-front, capacitive multi-touch devices in display sizes 15", 19" and 22".

- SIMATIC ITC1500 V3 – 15" multi-touch 1 366 x 768
- SIMATIC ITC1900 V3 – 19" multi-touch 1 366 x 768
- SIMATIC ITC2200 V3 – 22" multi-touch 1 920 x 1 080

The following installation versions are still available with resistive single-touch:

- SIMATIC ITC1200 – 12" touch
- SIMATIC ITC1500 – 15" touch
- SIMATIC ITC1900 – 19" touch
- SIMATIC ITC2200 – 22" touch

The SIMATIC HMI Thin Client Ex is available for hazardous areas (Zone 1/11). This device differs technically from the devices mentioned above. For more details, refer to the SIMATIC Thin Client EX chapter.

Technical specifications

Article number	6AV6646-1BA15-0AA0 SIMATIC ITC1500 V3	6AV6646-1BA18-0AA0 SIMATIC ITC1900 V3	6AV6646-1BA22-1AA0 SIMATIC ITC2200 V3
General information			
Product type designation	ITC1500 V3	ITC1900 V3	ITC2200 V3
Short designation	SIMATIC ITC1500 V3	SIMATIC ITC1900 V3	SIMATIC ITC2200 V3
Display			
Design of display	TFT widescreen display, LED backlighting	TFT widescreen display, LED backlighting	TFT widescreen display, LED backlighting
Screen diagonal	15.6 in	18.5 in	21.5 in
Display width	344.2 mm	409.8 mm	495.6 mm
Display height	193.5 mm	230.4 mm	292.2 mm
Number of colors	16 777 216	16 777 216	16 777 216
Resolution (pixels)			
• Horizontal image resolution	1 366 Pixel	1 366 Pixel	1 920 Pixel
• Vertical image resolution	768 Pixel	768 Pixel	1 080 Pixel
General features			
• non-reflective and tempered mineral glass screen	Yes	Yes	Yes
Backlighting			
• Type of backlighting	LED, dimmable	LED, dimmable	LED, dimmable
• MTBF backlighting (at 25 °C)	50 000 h; At 25°C	50 000 h; At 25°C	30 000 h; At 25°C
• Backlight dimmable	Yes	Yes	Yes
Touch operation			
• Design as multi-touch screen	Yes; Projective-capacitive	Yes; Projective-capacitive	Yes; Projective-capacitive
• Monitor keyboard	Yes	Yes	Yes
Installation type/mounting			
Design	Built-in unit	Built-in unit	Built-in unit
Rack mounting	Yes; With frame	Yes; With frame	No
Built-in unit	Yes	Yes	Yes
maximum permitted forward tilt angle from vertical	35°	35°	35°
maximum permitted backward tilt angle from vertical	35°	35°	35°
Supply voltage			
Type of supply voltage	24 V DC	24 V DC	24 V DC
Rated value (DC)	24 V	24 V	24 V
permissible range, lower limit (DC)	19.2 V	19.2 V	19.2 V
permissible range, upper limit (DC)	28.8 V	28.8 V	28.8 V

PC-based Automation

Industrial PC

Industrial monitors and Thin Clients

SIMATIC Industrial Thin Client**Technical specifications** (continued)

Article number	6AV6646-1BA15-0AA0 SIMATIC ITC1500 V3	6AV6646-1BA18-0AA0 SIMATIC ITC1900 V3	6AV6646-1BA22-1AA0 SIMATIC ITC2200 V3
Input current			
Current consumption (rated value)	1.4 A	1.4 A	1.7 A
Starting current inrush I _p t	0.5 A ² ·s	0.5 A ² ·s	0.5 A ² ·s
Power			
Active power input, typ.	34 W	34 W	41 W
Power loss			
Power loss, typ.	34 W	34 W	
Interfaces			
Number of industrial Ethernet interfaces	2; 2 ports (switch)	2; 2 ports (switch)	2; 2 ports (switch)
Number of USB interfaces	4; on rear	4; on rear	4; on rear
Connection for keyboard/mouse	USB	USB	USB
Industrial Ethernet			
• Transmission rate, max.	1 000 Mbit/s	1 000 Mbit/s	1 000 Mbit/s
Protocols			
Protocols (Ethernet)			
• TCP/IP	Yes	Yes	Yes
• DHCP	Yes	Yes	Yes
• SNMP		Yes	
• DCP	Yes	Yes	Yes
• LLDP	Yes	Yes	Yes
WEB characteristics			
• HTTP	Yes	Yes	Yes
• HTTPS	Yes	Yes	Yes
• HTML	Yes; HTML5	Yes; HTML5	Yes; HTML5
• XML	Yes	Yes	Yes
• CSS	Yes	Yes	Yes
• Active X	No	No	No
• JavaScript	Yes	Yes	Yes
• Java VM	No	No	No
Protocols (terminal link)			
• Sm@rtServer	Yes	Yes	Yes
• RDP	Yes	Yes	Yes
• VNC viewer	Yes	Yes	Yes
• Citrix	Yes	Yes	Yes
• SINUMERIK	Yes	Yes	Yes
Degree and class of protection			
IP (at the front)	IP65	IP65	IP65
NEMA (front)			
• Enclosure Type 4 at the front	Yes	Yes	Yes
• Enclosure Type 4x at the front	Yes	Yes	Yes
• Enclosure Type 12 at the front	Yes	Yes	Yes
Standards, approvals, certificates			
CE mark	Yes	Yes	Yes
cULus	Yes	Yes	Yes
FM approval	Yes	Yes	Yes
RCM (formerly C-TICK)	Yes	Yes	Yes
KC approval	Yes	Yes	Yes
EAC (formerly Gost-R)	Yes	Yes	Yes
Use in hazardous areas			
• ATEX Zone 2	Yes	Yes	Yes
• ATEX Zone 22	Yes	Yes	Yes
• IECEx Zone 2	Yes	Yes	Yes
• IECEx Zone 22	Yes	Yes	Yes
• cULus Class I Zone 2, Division 2	Yes	Yes	Yes
• FM Class I Division 2	Yes	Yes	Yes
Marine approval			
• Germanischer Lloyd (GL)	No; Available soon	No; Available soon	No; Available soon
• American Bureau of Shipping (ABS)	No; Available soon	No; Available soon	No; Available soon
• Bureau Veritas (BV)	No; Available soon	No; Available soon	No; Available soon
• Det Norske Veritas (DNV)	No; Available soon	No; Available soon	No; Available soon
• Korean Register of Shipping (KRS)	No	No	No
• Lloyds Register of Shipping (LRS)	No; Available soon	No; Available soon	No; Available soon
• Nippon Kaiji Kyokai (Class NK)	No; Available soon	No; Available soon	No; Available soon
• Polski Rejestr Statkow (PRS)	No	No	No
• Chinese Classification Society (CCS)	No	No	No

Technical specifications (continued)

Article number	6AV6646-1BA15-0AA0 SIMATIC ITC1500 V3	6AV6646-1BA18-0AA0 SIMATIC ITC1900 V3	6AV6646-1BA22-1AA0 SIMATIC ITC2200 V3
Ambient conditions			
Ambient temperature during operation			
• min.	0 °C	0 °C	0 °C
• max.	50 °C	45 °C	45 °C
Ambient temperature during storage/transportation			
• min.	-20 °C	-20 °C	-20 °C
• max.	60 °C	60 °C	60 °C
Relative humidity			
• Operation, max.	90 %; no condensation	90 %; no condensation	90 %; no condensation
Vibrations			
• Vibration load in operation	10 m/s ²	10 m/s ²	10 m/s ²
• Vibration load during transport/ storage	10 m/s ²	10 m/s ²	10 m/s ²
Shock testing			
• Shock load during operation	150 m/s ²	150 m/s ²	150 m/s ²
• shock acceleration during storage/ transport	150 m/s ²	150 m/s ²	150 m/s ²
Software			
Web browser	Yes; HTML5, CSS	Yes; HTML5, CSS	Yes; HTML5, CSS
PDF reader	Yes	Yes	Yes
Configuration			
Configuration			
• Local	Yes	Yes	Yes
• Remote	Yes; Via web page	Yes; Via web page	Yes; Via web page
Languages			
Online languages			
• Number of online/runtime languages	3; german / english	2; german / english	3; german / english
Peripherals/Options			
Printer	No	No	No
USB memory	Yes; USB storage medium can be connected	Yes; USB storage medium can be connected	Yes; USB storage medium can be connected
Additional software components loadable	No	No	No
Mechanics/material			
Enclosure material (front)			
• Aluminum	Yes	Yes	Yes
Dimensions			
Width of the housing front	398 mm	464 mm	529 mm
Height of housing front	257 mm	294 mm	331 mm
Mounting cutout, width	382 mm	448 mm	513 mm
Mounting cutout, height	241 mm	278 mm	315 mm
Overall depth	73 mm	73 mm	73 mm
Weights			
Weight without packaging	5 kg	6.1 kg	7.2 kg

Article number	6AV6646-1AA22-0AX0 SIMATIC ITC1200	6AV6646-1AB22-0AX0 SIMATIC ITC1500	6AV6646-1AC22-0AX0 SIMATIC ITC1900	6AV6646-1AD22-0AX0 SIMATIC ITC2200
General information				
Product type designation	ITC1200	ITC1500	ITC1900	ITC2200
Display				
Design of display	TFT widescreen display, LED backlighting			
Screen diagonal	12.1 in	15.4 in	18.5 in	21.5 in
Display width	261.1 mm	331.2 mm	409.8 mm	495.6 mm
Display height	163.2 mm	207 mm	230.4 mm	292.2 mm
Number of colors	16 777 216	16 777 216	16 777 216	16 777 216
Resolution (pixels)				
• Horizontal image resolution	1 280 Pixel	1 280 Pixel	1 366 Pixel	1 920 Pixel
• Vertical image resolution	800 Pixel	800 Pixel	768 Pixel	1 080 Pixel
General features				
• Luminance				250 cd/m ²
Backlighting				
• Type of backlighting	LED, dimmable	LED, dimmable	LED, dimmable	LED, dimmable
• MTBF backlighting (at 25 °C)				30 000 h; At 25 °C
• Backlight dimmable	Yes; 5-100 %	Yes; 5-100 %	Yes; 5-100 %	Yes; 5-100 %

PC-based Automation

Industrial PC

Industrial monitors and Thin Clients

SIMATIC Industrial Thin Client**Technical specifications (continued)**

Article number	6AV6646-1AA22-0AX0 SIMATIC ITC1200	6AV6646-1AB22-0AX0 SIMATIC ITC1500	6AV6646-1AC22-0AX0 SIMATIC ITC1900	6AV6646-1AD22-0AX0 SIMATIC ITC2200
Touch operation				
• Design as touch screen	Yes	Yes	Yes	Yes
• Monitor keyboard	Yes	Yes	Yes	Yes
Installation type/mounting				
Built-in unit	Yes	Yes	Yes	Yes
Supply voltage				
Type of supply voltage	24 V DC	24 V DC	24 V DC	24 V DC
permissible range, lower limit (DC)	19.2 V	19.2 V	19.2 V	19.2 V
permissible range, upper limit (DC)	28.8 V	28.8 V	28.8 V	28.8 V
Input current				
Current consumption, max.	1.2 A	1.5 A	1.3 A	2.2 A
Starting current inrush I ² t	0.5 A ² -s	0.5 A ² -s	0.5 A ² -s	0.5 A ² -s
Interfaces				
Number of industrial Ethernet interfaces	1	1	1	1
Number of USB interfaces	2; on rear	2; on rear	2; on rear	2; on rear
Connection for keyboard/mouse	USB	USB	USB	USB
Industrial Ethernet				
• Transmission rate, max.	1 000 Mbit/s	1 000 Mbit/s	1 000 Mbit/s	1 000 Mbit/s
Protocols				
Protocols (Ethernet)				
• TCP/IP	Yes	Yes	Yes	Yes
• DHCP	Yes	Yes	Yes	Yes
• SNMP	Yes	Yes	Yes	Yes
• DCP	Yes	Yes	Yes	Yes
• LLDP	Yes	Yes	Yes	Yes
WEB characteristics				
• HTTP	Yes	Yes	Yes	Yes
• HTML	Yes; HTML5	Yes; HTML5	Yes; HTML5	Yes; HTML5
• XML	Yes	Yes	Yes	Yes
• CSS	Yes	Yes	Yes	Yes
• JavaScript	Yes	Yes	Yes	Yes
Protocols (terminal link)				
• Sm@rtServer	Yes	Yes	Yes	Yes
• RDP	Yes	Yes	Yes	Yes
• VNC viewer	Yes	Yes	Yes	Yes
• Citrix	No	No	No	No
• SINUMERIK	Yes	Yes	Yes	No
Degree and class of protection				
IP (at the front)	IP65	IP65	IP65	IP65
NEMA (front)				
• Enclosure Type 4 at the front				Yes
Standards, approvals, certificates				
CE mark	Yes	Yes	Yes	Yes
cULus	Yes	Yes	Yes	Yes
RCM (formerly C-TICK)	Yes	Yes	Yes	Yes
KC approval	Yes	Yes	Yes	Yes
Use in hazardous areas				
• ATEX Zone 2	Yes			
• ATEX Zone 22	Yes			
• cULus Class I Zone 1	No	No	No	No
• cULus Class I Zone 2, Division 2	Yes	Yes; Available soon	Yes; Available soon	Yes; Available soon
• FM Class I Division 2	Yes	Yes; Available soon	Yes; Available soon	Yes; Available soon
Ambient conditions				
Ambient temperature during operation				
• min.	0 °C	0 °C	0 °C	0 °C
• max.	50 °C	50 °C	45 °C	45 °C
Ambient temperature during storage/transportation				
• min.	-20 °C	-20 °C	-20 °C	-20 °C
• max.	60 °C	60 °C	60 °C	60 °C
Relative humidity				
• Operation, max.	90 %	90 %	90 %	90 %
Software				
Web browser	Yes	Yes	Yes	Yes
PDF reader	Yes	Yes	Yes	Yes

Technical specifications (continued)

Article number	6AV6646-1AA22-0AX0 SIMATIC ITC1200	6AV6646-1AB22-0AX0 SIMATIC ITC1500	6AV6646-1AC22-0AX0 SIMATIC ITC1900	6AV6646-1AD22-0AX0 SIMATIC ITC2200
Configuration				
Configuration				
• Local	Yes	Yes	Yes	Yes
• Remote	Yes; With Remote Configuration Center (RCC) as of V2.0			
Languages				
Online languages				
• Number of online/runtime languages	2; german / english	2; german / english	2; german / english	3; DE, EN, HU
Peripherals/Options				
Printer	No	No	No	No
USB memory	Yes; USB storage medium can be connected	Yes; USB storage medium can be connected	Yes; USB storage medium can be connected	Yes; USB storage medium can be connected
Additional software components loadable	No	No	No	No
Mechanics/material				
Enclosure material (front)				
• Aluminum	Yes	Yes	Yes	Yes
Dimensions				
Width of the housing front	330 mm	415 mm	483 mm	560 mm
Height of housing front	241 mm	310 mm	337 mm	380 mm
Mounting cutout, width	310 mm	396 mm	465 mm	542 mm
Mounting cutout, height	221 mm	291 mm	319 mm	362 mm
Overall depth	82 mm	75 mm	75 mm	75 mm
Weights				
Weight without packaging	3.4 kg	5.2 kg	6.5 kg	7.1 kg
Weight incl. packaging	4.1 kg	5.7 kg	7.1 kg	7.8 kg

Ordering data**Article No.****Article No.***Industrial Thin Client with multi-touch***SIMATIC Industrial Thin Client V3**

Capacitive touch sensor
Protocols supported: RDP, VNC, SMARTSERVER HTML5, etc., standard design, built-in unit

- SIMATIC ITC1500 V3 15" widescreen TFT display
- SIMATIC ITC1900 V3 19" widescreen TFT display
- SIMATIC ITC2200 V3 22" widescreen TFT display

6AV6646-1BA15-0AA0**6AV6646-1BA18-0AA0****6AV6646-1BA22-1AA0***Industrial Thin Client***Industrial Thin client V2**

Touch operation
Protocols supported: RDP, VNC, SMARTSERVER, Web

- SIMATIC ITC1200 12" widescreen TFT display
- SIMATIC ITC1500 15" widescreen TFT display
- SIMATIC ITC1900 19" widescreen TFT display
- SIMATIC ITC2200 22" widescreen TFT display

6AV6646-1AA22-0AX0**6AV6646-1AB22-0AX0****6AV6646-1AC22-0AX0****6AV6646-1AD22-0AX0**

PC-based Automation

Industrial PC

Devices for special requirements

Introduction

Overview

Fully enclosed IP65 devices

The fully enclosed IP65 SIMATIC devices (SIMATIC Industrial Flat Panel PRO, SIMATIC Flat Panel PRO, SIMATIC Thin Client PRO and SIMATIC IPC477D PRO) are specially designed for mounting on a support arm/pedestal. Thanks to their extremely rugged design, the devices are ideal for industrial applications in harsh environments.

Portfolio:

- Comfort Panels PRO
- SIMATIC Industrial Flat Panel PRO
- SIMATIC Flat Panel PRO
- SIMATIC Industrial Thin Client PRO
- SIMATIC Thin Client PRO
- SIMATIC IPC477E PRO (15", 19", 22" display size)
- SIMATIC IPC477D PRO (15", 19", 22" display size)
- System components for fully-enclosed IP65 devices:
 - Fasteners
 - Extension Units and operator controls
 - Extension components

Devices with stainless steel fronts

SIMATIC devices with stainless steel fronts (SIMATIC Industrial Thin Client INOX) are designed for use in the food and beverage, pharmaceutical and fine chemicals industries and other hygienic applications for machine-level operator control and monitoring.

The fully enclosed SIMATIC devices with stainless steel fronts (SIMATIC IPC277E 19" INOX PRO, SIMATIC IFP1900 INOX PRO) are specially designed for mounting on a support arm/pedestal. Thanks to their slim design, the devices are ideally suited to space-saving use on food and beverage machinery and packaging machinery.

Portfolio:

- SIMATIC Industrial Thin Client INOX
- SIMATIC Industrial Flat Panel IFP1900 INOX PRO
- SIMATIC Industrial Flat Panel IFP2200 INOX MT ETH
- SIMATIC IPC277E 19" INOX PRO

Devices for hazardous areas

The SIMATIC HMI Ex devices are intrinsically safe Panel PCs and thin clients that have been specially designed for "Zone 1" and "Zone 2" hazardous areas.

Portfolio:

- SIMATIC HMI Panel PC Ex NG
- SIMATIC HMI Panel PC Ex OG
- SIMATIC HMI Panel PC Ex
- SIMATIC HMI Thin Client Ex NG
- SIMATIC HMI Thin Client Ex OG
- SIMATIC HMI Thin Client Ex2

Overview



SIMATIC IFP PRO and SIMATIC IFP PRO ETH:
The new Industrial Flat Panels with fully enclosed IP65 protection – the industrial widescreen monitors for harsh ambient conditions that can be installed directly on the machine

SIMATIC IFP2200 PRO

The **SIMATIC IFP2200 PRO** supplements the current product range of the new Industrial Flat Panels. Equipped with innovative, projected capacitive touchscreen technology for the detection of multi-touch gestures with up to ten fingers and with a brilliant widescreen display and glass front.

The devices are connected by means of a DVI or DisplayPort interface and USB to PCs, in particular SIMATIC IPCs. The rugged aluminum housing of the monitor enables it to be used directly at the machine and ensures durability, even in harsh and extreme operating environments.

- Fully enclosed IP65 protection
- Can be positioned up to 30 m away from the processor unit (IFP Extended version)
- Rugged, industrial 15", 19" and 22" widescreen displays (multi-touch)
- Slim, modern design
- Can be adapted to support arm system of various manufacturers
- Fast integration capability
- Low energy requirement
- Small footprint and low weight
- Low wiring overhead and short maintenance times thanks to use of standard connecting cables
- Integration of operator controls in the new Extension Units

SIMATIC IFP PRO ETH

IFP1500 PRO ETH, IFP1900 PRO ETH and IFP2200 PRO ETH supplement the current product range of new Industrial Flat Panels with their full HD resolution (1 920 x 1 080 pixels) and neutral design fronts.

Equipped with innovative, projected capacitive touchscreen technology for the detection of multi-touch gestures with up to ten fingers and with a brilliant widescreen display and glass front.

The devices are connected by means of a DisplayPort or Ethernet and USB to PCs, in particular SIMATIC IPCs. The rugged aluminum housing of the monitor enables it to be used directly at the machine and ensures durability, even in harsh and extreme operating environments.

PC-based Automation

Industrial PC

Devices for special requirements

Fully enclosed IP65 devices > SIMATIC Industrial Flat Panel PRO

Technical specifications

Article number	6AV7863-3MA14-1AA0 SIMATIC IFP1900 PRO pedestal and ext.	6AV7863-3MA15-1AA0 SIMATIC IFP1900 PRO support arm w/o ext.	6AV7863-3MA16-1AA0 SIMATIC IFP1900 PRO support arm and ext.
General information			
Product type designation	IFP1900 PRO	IFP1900 PRO	IFP1900 PRO
Short designation	Flat Panel 19" PRO multi-touch ext.	Flat Panel 19" PRO multi-touch ext.	Flat Panel 19" PRO multi-touch ext.
Display			
Design of display	TFT widescreen display, LED backlighting		
Screen diagonal	19 in	19 in	19 in
Screen diagonal [cm]	47 cm	47 cm	47 cm
Display width	409.8 mm	409.8 mm	409.8 mm
Display height	230.4 mm	230.4 mm	230.4 mm
On Screen Display (OSD) configuration	No; Adjustable by means of software	No; Adjustable by means of software	No; Adjustable by means of software
Number of colors	16 777 216; 24 bit	16 777 216; 24 bit	16 777 216; 24 bit
Viewing angle	170° x 160°	170° x 160°	170° x 160°
Resolution (pixels)			
• Horizontal image resolution	1 366 Pixel	1 366 Pixel	1 366 Pixel
• Vertical image resolution	768 Pixel	768 Pixel	768 Pixel
• Pixel size, horizontal	0.3 mm	0.3 mm	0.3 mm
• Pixel size, vertical	0.3 mm	0.3 mm	0.3 mm
General features			
• Brightness/contrast	300 cd/m ² / 1 000:1	300 cd/m ² / 1 000:1	300 cd/m ² / 1 000:1
• non-reflective and tempered mineral glass screen	Yes	Yes	Yes
• Detachable from computer unit	30 m	30 m	30 m
• Luminance	300 cd/m ²	300 cd/m ²	300 cd/m ²
Backlighting			
• Type of backlighting	LED	LED	LED
• MTBF backlighting (at 25 °C)	50 000 h; At 25°C	50 000 h; At 25°C	50 000 h; At 25°C
• Backlight dimmable	Yes; 0-100 %	Yes; 0-100 %	Yes; 0-100 %
Control elements			
Input device			
• Integrated mouse cursor control	Yes; Also externally via USB	Yes; Also externally via USB	Yes; Also externally via USB
Keyboard fonts			
• Function keys	No	No	No
- Number of function keys	0	0	0
Touch operation			
• Design as touch screen	Yes	Yes	Yes
• Design as multi-touch screen	Yes; Projective-capacitive	Yes; Projective-capacitive	Yes; Projective-capacitive
• Monitor keyboard	Yes	Yes	Yes
Installation type/mounting			
Design	Pedestal mounting	Support arm mounting	Support arm mounting
Support arm mounting	No	Yes; Suitable for support arm without extension components	Yes; Suitable for support arm and extension components (please refer to manual)
Stand mounting	Yes	No	No
Built-in unit	No; IP65 fully enclosed	No; IP65 fully enclosed	No; IP65 fully enclosed
maximum permitted forward tilt angle from vertical	45°	45°	45°
maximum permitted backward tilt angle from vertical	45°	45°	45°
Supply voltage			
Type of supply voltage	24 V DC	24 V DC	24 V DC
Rated value (DC)	24 V; PELV / SELV floating	24 V; PELV / SELV floating	24 V; PELV / SELV floating
permissible range, lower limit (DC)	19.2 V	19.2 V	19.2 V
permissible range, upper limit (DC)	28.8 V	28.8 V	28.8 V
Input current			
Current consumption (rated value)	2 A	2 A	2 A
Inrush current, max.	2.8 A	2.8 A	2.8 A
Starting current inrush I ² t	0.5 A ² ·s	0.5 A ² ·s	0.5 A ² ·s
Power			
Active power input, typ.	40 W	40 W	40 W
Power loss			
Power loss, typ. / max.	40 W / 60 W	40 W / 60 W	40 W / 60 W

Technical specifications (continued)

Article number	6AV7863-3MA14-1AA0 SIMATIC IFP1900 PRO pedestal and ext.	6AV7863-3MA15-1AA0 SIMATIC IFP1900 PRO support arm w/o ext.	6AV7863-3MA16-1AA0 SIMATIC IFP1900 PRO support arm and ext.
Interfaces			
Number of USB interfaces	2; USB 2.0 type A	2; USB 2.0 type A	2; USB 2.0 type A
USB on the rear	Yes; 2x onboard	Yes; 2x onboard	Yes; 2x onboard
Connection for keyboard/mouse	USB	USB	USB
Video interfaces			
• analog video signal (VGA)	No	No	No
• DVI-D	Yes	Yes	Yes
• DisplayPort	Yes; DisplayPort V1.1	Yes; DisplayPort V1.1	Yes; DisplayPort V1.1
Touch interfaces			
• USB	Yes	Yes	Yes
Degree and class of protection			
IP (at the front)	IP65	IP65	IP65
IP (rear)	IP65	IP20	IP65
NEMA (front)			
• Enclosure Type 4 at the front	Yes	Yes	Yes
• Enclosure Type 4x at the front	Yes	Yes	Yes
Standards, approvals, certificates			
CE mark	Yes	Yes	Yes
cULus	Yes; Corresponds to UL 508	Yes; Corresponds to UL 508	Yes; Corresponds to UL 508
RCM (formerly C-TICK)	Yes	Yes	Yes
KC approval	Yes	Yes	Yes
EAC (formerly Gost-R)	Yes	Yes	Yes
Use in hazardous areas			
• ATEX Zone 2	Yes	Yes	Yes
• ATEX Zone 22	Yes	Yes	Yes
• IECEx Zone 2	Yes	Yes	Yes
• IECEx Zone 22	Yes	Yes	Yes
• cULus Class I Zone 2, Division 2	Yes	Yes	Yes
• FM Class I Division 2	Yes	Yes	Yes
Ambient conditions			
Ambient temperature during operation			
• min.	0 °C	0 °C	0 °C
• max.	45 °C	45 °C	45 °C
Ambient temperature during storage/transportation			
• min.	-20 °C	-20 °C	-20 °C
• max.	60 °C	60 °C	60 °C
Relative humidity			
• Operation, max.	95 %; no condensation	95 %; no condensation	95 %; no condensation
Vibrations			
• Vibration load in operation	10 m/s ²	10 m/s ²	10 m/s ²
• Vibration load during transport/storage	10 m/s ²	10 m/s ²	10 m/s ²
Shock testing			
• Shock load during operation	150 m/s ²	150 m/s ²	150 m/s ²
• shock acceleration during storage/transport	150 m/s ²	150 m/s ²	150 m/s ²
Mechanics/material			
Enclosure material (front)	In standard design	In standard design	In standard design
• Aluminum	Yes	Yes	Yes
• Glass	Yes; at front	Yes; at front	Yes; at front
Dimensions			
Width	462 mm	462 mm	462 mm
Height	296 mm; Without basic adapter	296 mm; Without basic adapter	296 mm; Without basic adapter
Depth	94 mm; Without basic adapter	94 mm; Without basic adapter	160 mm; Without basic adapter
Weights			
Weight without packaging	7.3 kg	7.3 kg	8.2 kg
Weight incl. packaging	10 kg	10 kg	11 kg

PC-based Automation

Industrial PC

Devices for special requirements

Fully enclosed IP65 devices > SIMATIC Industrial Flat Panel PRO

Technical specifications (continued)

Article number	6AV7863-4MA14-1AA0 SIMATIC IFP2200 PRO pedestal and ext.	6AV7863-4MA15-1AA0 SIMATIC IFP2200 PRO support arm w/o ext.	6AV7863-4MA16-1AA0 SIMATIC IFP2200 PRO support arm and ext.
General information			
Product type designation	IFP2200 PRO	IFP2200 PRO	IFP2200 PRO
Short designation	Flat Panel 22" PRO multi-touch ext.	Flat Panel 22" PRO multi-touch ext.	Flat Panel 22" PRO multi-touch ext.
Display			
Design of display	TFT widescreen display, LED backlighting		
Screen diagonal	22 in	22 in	22 in
Screen diagonal [cm]	56 cm	56 cm	56 cm
Display width	476 mm	476 mm	476 mm
Display height	268 mm	268 mm	268 mm
On Screen Display (OSD) configuration	No; Adjustable by means of software	No; Adjustable by means of software	No; Adjustable by means of software
Number of colors	16 777 216; 24 bit	16 777 216; 24 bit	16 777 216; 24 bit
Viewing angle	178° x 178°	178° x 178°	178° x 178°
Resolution (pixels)			
• Horizontal image resolution	1 920 Pixel	1 920 Pixel	1 920 Pixel
• Vertical image resolution	1 080 Pixel	1 080 Pixel	1 080 Pixel
• Pixel size, horizontal	0.2475 mm	0.2475 mm	0.2475 mm
• Pixel size, vertical	0.2475 mm	0.2475 mm	0.2475 mm
General features			
• Brightness/contrast	250 cd/m ² / 1 000:1	250 cd/m ² / 1 000:1	250 cd/m ² / 1 000:1
• non-reflective and tempered mineral glass screen	Yes	Yes	Yes
• Detachable from computer unit	30 m	30 m	30 m
• Luminance	250 cd/m ²	250 cd/m ²	250 cd/m ²
Backlighting			
• Type of backlighting	LED	LED	LED
• MTBF backlighting (at 25 °C)	30 000 h; At 25°C	30 000 h; At 25°C	30 000 h; At 25°C
• Backlight dimmable	Yes; 0-100 %	Yes; 0-100 %	Yes; 0-100 %
Control elements			
Input device			
• Integrated mouse cursor control	Yes; Also externally via USB	Yes; Also externally via USB	Yes; Also externally via USB
Keyboard fonts			
• Function keys	No	No	No
- Number of function keys	0	0	0
Touch operation			
• Design as touch screen	Yes; Projective-capacitive	Yes; Projective-capacitive	Yes; Projective-capacitive
• Design as multi-touch screen	Yes; Projective-capacitive	Yes; Projective-capacitive	Yes; Projective-capacitive
• Monitor keyboard	Yes	Yes	Yes
Installation type/mounting			
Design	Pedestal mounting	Support arm mounting	Support arm mounting
Support arm mounting	No	Yes; Suitable for support arm without extension components	Yes; Suitable for support arm and extension components (please refer to manual)
Stand mounting	Yes	No	No
Built-in unit	No; IP65 fully enclosed	No; IP65 fully enclosed	No; IP65 fully enclosed
maximum permitted forward tilt angle from vertical	45°	45°	45°
maximum permitted backward tilt angle from vertical	45°	45°	45°
Supply voltage			
Type of supply voltage	24 V DC	24 V DC	24 V DC
Rated value (DC)	24 V; PELV / SELV floating	24 V; PELV / SELV floating	24 V; PELV / SELV floating
permissible range, lower limit (DC)	19.2 V	19.2 V	19.2 V
permissible range, upper limit (DC)	28.8 V	28.8 V	28.8 V
Input current			
Current consumption (rated value)	2.5 A	2.5 A	2.5 A
Current consumption, max.	3 A	3 A	3 A
Inrush current, max.	2.8 A	2.8 A	2.8 A
Starting current inrush I _{pt}	0.5 A ² ·s	0.5 A ² ·s	0.5 A ² ·s
Power			
Active power input, typ.	40 W	40 W	40 W
Power loss			
Power loss, typ.	40 W	40 W	40 W
Power loss, max.	60 W	60 W	60 W

Technical specifications (continued)

Article number	6AV7863-4MA14-1AA0 SIMATIC IFP2200 PRO pedestal and ext.	6AV7863-4MA15-1AA0 SIMATIC IFP2200 PRO support arm w/o ext.	6AV7863-4MA16-1AA0 SIMATIC IFP2200 PRO support arm and ext.
Interfaces			
Number of USB interfaces	2; USB 2.0 type A	2; USB 2.0 type A	2; USB 2.0 type A
USB on the rear	Yes; 2x onboard	Yes; 2x onboard	Yes; 2x onboard
Connection for keyboard/mouse	USB	USB	USB
Video interfaces			
• analog video signal (VGA)	No	No	No
• DVI-D	Yes	Yes	Yes
• DisplayPort	Yes; DisplayPort V1.1	Yes; DisplayPort V1.1	Yes; DisplayPort V1.1
Touch interfaces			
• USB	Yes	Yes	Yes
Degree and class of protection			
IP (at the front)	IP65	IP65	IP65
IP (rear)	IP65	IP65	IP65
NEMA (front)			
• Enclosure Type 4 at the front	Yes	Yes	Yes
• Enclosure Type 4x at the front	Yes	Yes	Yes
Standards, approvals, certificates			
CE mark	Yes	Yes	Yes
UL approval	Yes	Yes	Yes; cULus, cUL
cULus	Yes; Corresponds to UL 508	Yes; Corresponds to UL 508	Yes; Corresponds to UL 508
RCM (formerly C-TICK)	Yes	Yes	Yes
KC approval	Yes	Yes	Yes
EAC (formerly Gost-R)	Yes	Yes	Yes
Use in hazardous areas			
• ATEX Zone 2	Yes; Available soon	Yes; Available soon	Yes; Available soon
• ATEX Zone 22	Yes; Available soon	Yes; Available soon	Yes; Available soon
• IECEx Zone 2	Yes; Available soon	Yes; Available soon	Yes; Available soon
• IECEx Zone 22	Yes; Available soon	Yes; Available soon	Yes; Available soon
• cULus Class I Zone 2, Division 2	Yes; Available soon	Yes; Available soon	Yes; Available soon
• FM Class I Division 2	Yes; Available soon	Yes; Available soon	Yes; Available soon
Ambient conditions			
Ambient temperature during operation			
• min.	0 °C	0 °C	0 °C
• max.	45 °C	45 °C	45 °C; Vertical installation (horizontal)
Ambient temperature during storage/transportation			
• min.	-20 °C	-20 °C	-20 °C
• max.	60 °C	60 °C	60 °C
Relative humidity			
• Operation, max.	95 %; no condensation	95 %; no condensation	95 %; no condensation
Vibrations			
• Vibration load in operation	10 m/s ²	10 m/s ²	10 m/s ²
• Vibration load during transport/storage	10 m/s ²	10 m/s ²	10 m/s ²
Shock testing			
• Shock load during operation	150 m/s ²	150 m/s ²	150 m/s ²
• shock acceleration during storage/transport	150 m/s ²	150 m/s ²	150 m/s ²
Mechanics/material			
Enclosure material (front)	In standard design	In standard design	
• Aluminum	Yes	Yes	
• Glass	Yes; at front	Yes; at front	Yes; at front
Enclosure material (rear)			aluminum
Dimensions			
Width	527 mm	527 mm	527 mm
Height	329 mm; Without basic adapter	329 mm; Without basic adapter	329 mm; Without basic adapter
Depth	94 mm; Without basic adapter	94 mm; Without basic adapter	163 mm; Without basic adapter
Width of the housing front	527 mm	527 mm	527 mm
Height of housing front	329 mm	329 mm	329 mm
Weights			
Weight without packaging	8.1 kg	8.1 kg	9.1 kg
Weight incl. packaging	11 kg	11 kg	12 kg

PC-based Automation

Industrial PC

Devices for special requirements

Fully enclosed IP65 devices > SIMATIC Industrial Flat Panel PRO

Technical specifications (continued)

Article number	6AV7466-5MA01-0AA0 SIMATIC IFP1500 PRO OEM ETH pedestal	6AV7466-5MA02-0AA0 SIMATIC IFP1500 PRO HD OEM ETH sup. arm	6AV7466-6MA01-0AA0 SIMATIC IFP1900 PRO HD OEM ETH pedestal	6AV7466-6MA02-0AA0 SIMATIC IFP1900 PRO HD OEM ETH sup. arm	6AV7466-8MA01-0AA0 SIMATIC IFP2200 PRO OEM ETH pedestal	6AV7466-8MA02-0AA0 SIMATIC IFP2200 PRO OEM ETH support arm
General information						
Product type designation	IFP1500 PRO HD	IFP1500 PRO HD	IFP1900 PRO HD	IFP1900 PRO HD	IFP2200 PRO	IFP2200 PRO
Short designation	Flat Panel 15" PRO Full HD multi-touch Ethernet monitor	Flat Panel 15" PRO Full HD multi-touch Ethernet monitor	Flat Panel 19" PRO Full HD ETH multi-touch ext.	Flat Panel 19" PRO Full HD ETH multi-touch ext.	Flat Panel 22" PRO ETH multi-touch ext.	Flat Panel 22" PRO ETH multi-touch ext.
Display						
Design of display	TFT widescreen display, LED backlighting					
Screen diagonal	15.6 in	15.6 in	18.5 in	18.5 in	22 in	22 in
Screen diagonal [cm]	40 cm	40 cm	47 cm	47 cm	56 cm	56 cm
Display width	344.2 mm	344.2 mm	409.8 mm	409.8 mm	475.2 mm	475.2 mm
Display height	193.5 mm	193.5 mm	230.4 mm	230.4 mm	267.3 mm	267.3 mm
On Screen Display (OSD) configuration	No; Adjustable by means of software					
Number of colors	16 777 216; 24 bit	16 777 216; 24 bit	16 777 216; 24 bit	16 777 216; 24 bit	16 777 216; 24 bit	16 777 216; 24 bit
Viewing angle	160° x 140°	160° x 140°	178° x 178°	178° x 178°	170° x 160°	170° x 160°
Resolution (pixels)						
• Horizontal image resolution	1 920 Pixel	1 920 Pixel	1 920 Pixel	1 920 Pixel	1 920 Pixel	1 920 Pixel
• Vertical image resolution	1 080 Pixel	1 080 Pixel	1 080 Pixel	1 080 Pixel	1 080 Pixel	1 080 Pixel
• Pixel size, horizontal	0.17925 mm	0.17925 mm	0.213 mm	0.213 mm	0.3 mm	0.3 mm
• Pixel size, vertical	0.17925 mm	0.17925 mm	0.213 mm	0.213 mm	0.3 mm	0.3 mm
General features						
• Brightness/contrast	400 cd/m ² / 700:1	400 cd/m ² / 700:1	350 cd/m ² / 1 000:1	350 cd/m ² / 1 000:1	300 cd/m ² / 1 000:1	300 cd/m ² / 1 000:1
• non-reflective and tempered mineral glass screen	Yes	Yes	Yes	Yes	Yes	Yes
• Detachable from computer unit	100 m; Ethernet	100 m; Ethernet	100 m; Ethernet	100 m; Ethernet	100 m; Ethernet	100 m; Ethernet
• Luminance	400 cd/m ²	400 cd/m ²	350 cd/m ²	350 cd/m ²	300 cd/m ²	300 cd/m ²
Backlighting						
• Type of backlighting	LED	LED	LED	LED	LED	LED
• MTBF backlighting (at 25 °C)	50 000 h; At 25°C	50 000 h; At 25°C	50 000 h; At 25°C	50 000 h; At 25°C	50 000 h; At 25°C	50 000 h; At 25°C
• Backlight dimmable	Yes; 0-100 %	Yes; 0-100 %	Yes; 0-100 %	Yes; 0-100 %	Yes; 0-100 %	Yes; 0-100 %
Control elements						
Input device						
• Integrated mouse cursor control	Yes; Also externally via USB	Yes; Also externally via USB	Yes; Also externally via USB	Yes; Also externally via USB	Yes; Also externally via USB	Yes; Also externally via USB
Keyboard fonts						
• Function keys	No	No	No	No	No	No
- Number of function keys	0	0	0	0	0	0
Touch operation						
• Design as touch screen	Yes	Yes	Yes	Yes; Projective-capacitive	Yes; Projective-capacitive	Yes; Projective-capacitive
• Design as multi-touch screen	Yes; Projective-capacitive	Yes; Projective-capacitive				
• Monitor keyboard	Yes	Yes	Yes	Yes	Yes	Yes

Technical specifications (continued)

Article number	6AV7466-5MA01-0AA0 SIMATIC IFP1500 PRO OEM ETH pedestal	6AV7466-5MA02-0AA0 SIMATIC IFP1500 PRO HD OEM ETH sup. arm	6AV7466-6MA01-0AA0 SIMATIC IFP1900 PRO HD OEM ETH pedestal	6AV7466-6MA02-0AA0 SIMATIC IFP1900 PRO HD OEM ETH sup. arm	6AV7466-8MA01-0AA0 SIMATIC IFP2200 PRO OEM ETH pedestal	6AV7466-8MA02-0AA0 SIMATIC IFP2200 PRO OEM ETH support arm
Installation type/mounting						
Design	Pedestal mounting	Support arm mounting	Pedestal mounting	Support arm mounting	Pedestal mounting	Support arm mounting
Support arm mounting	No	Yes; Suitable for support arm and extension components (please refer to manual)	No	Yes; Suitable for support arm and extension components (please refer to manual)	No	Yes; Suitable for support arm and extension components (please refer to manual)
Stand mounting	Yes	No	Yes	No	Yes	No
VESA mounting	No	Yes; With VESA adapter set	No	Yes; With VESA adapter set	No	Yes; With VESA adapter set
Built-in unit	No; IP65 fully enclosed	No; IP65 fully enclosed	No; IP65 fully enclosed	No; IP65 fully enclosed	No; IP65 fully enclosed	No; IP65 fully enclosed
maximum permitted forward tilt angle from vertical	45°	45°	45°	45°	45°	45°
maximum permitted backward tilt angle from vertical	45°	45°	45°	45°	45°	45°
Supply voltage						
Type of supply voltage	24 V DC	24 V DC	24 V DC	24 V DC	24 V DC	24 V DC
Rated value (DC)	24 V; PELV / SELV floating	24 V; PELV / SELV floating	24 V; PELV / SELV floating	24 V; PELV / SELV floating	24 V; PELV / SELV floating	24 V; PELV / SELV floating
permissible range, lower limit (DC)	19.2 V	19.2 V	19.2 V	19.2 V	19.2 V	19.2 V
permissible range, upper limit (DC)	28.8 V	28.8 V	28.8 V	28.8 V	28.8 V	28.8 V
Power loss						
Power loss, typ.	25 W	25 W	30 W	30 W	40 W	40 W
Power loss, max.	30 W	30 W	30 W	30 W	65 W	65 W
Interfaces						
Number of industrial Ethernet interfaces	1; Ethernet, 1 port, RJ45	1; Ethernet, 1 port, RJ45	1; Ethernet, 1 port, RJ45	1; Ethernet, 1 port, RJ45	1; Ethernet, 1 port, RJ45	1; Ethernet, 1 port, RJ45
USB on the rear	Yes; 2x onboard	Yes; 2x onboard	Yes; 2x onboard	Yes; 2x onboard	Yes; 2x onboard	Yes; 2x onboard
Connection for keyboard/mouse	USB	USB	USB	USB	USB	USB
Video interfaces						
• analog video signal (VGA)	No	No	No	No	No	No
• DVI-D	No	No	No	No	No	No
• DisplayPort	Yes; DisplayPort V1.1	Yes; DisplayPort V1.1	Yes; DisplayPort V1.1	Yes; DisplayPort V1.1	Yes; DisplayPort V1.1	Yes; DisplayPort V1.1
Touch interfaces						
• USB	Yes	Yes	Yes	Yes	Yes	Yes
Degree and class of protection						
IP (at the front)	IP65	IP65	IP65	IP65	IP65	IP65
IP (rear)	IP65	IP65	IP65	IP65	IP65	IP65
NEMA (front)						
• Enclosure Type 4 at the front	Yes	Yes	Yes	Yes	Yes	Yes
• Enclosure Type 4x at the front	Yes	Yes	Yes	Yes	Yes	Yes
Standards, approvals, certificates						
CE mark	Yes	Yes	Yes	Yes	Yes	Yes
UL approval	Yes; In application process	Yes; In application process	Yes; In application process	Yes; In application process	Yes; In application process	Yes; In application process
cULus	Yes; In application process	Yes; In application process	Yes; In application process	Yes; In application process	Yes; In application process	Yes; In application process
RCM (formerly C-TICK)	Yes; In application process	Yes; In application process	Yes; In application process	Yes; In application process	Yes; In application process	Yes; In application process
KC approval	No	No	No	No	No	No
EAC (formerly Gost-R)	Yes; In application process	Yes; In application process	Yes; In application process	Yes; In application process	Yes; In application process	Yes; In application process
Use in hazardous areas						
• ATEX Zone 2	No	No	No	No	No	No
• ATEX Zone 22	No	No	No	No	No	No
• FM Class I Division 2	No	No	No	No	No	No

PC-based Automation

Industrial PC

Devices for special requirements

Fully enclosed IP65 devices > SIMATIC Industrial Flat Panel PRO

Technical specifications (continued)

Article number	6AV7466-5MA01-0AA0 SIMATIC IFP1500 PRO OEM ETH pedestal	6AV7466-5MA02-0AA0 SIMATIC IFP1500 PRO HD OEM ETH sup. arm	6AV7466-6MA01-0AA0 SIMATIC IFP1900 PRO HD OEM ETH pedestal	6AV7466-6MA02-0AA0 SIMATIC IFP1900 PRO HD OEM ETH sup. arm	6AV7466-8MA01-0AA0 SIMATIC IFP2200 PRO OEM ETH pedestal	6AV7466-8MA02-0AA0 SIMATIC IFP2200 PRO OEM ETH support arm
Marine approval						
• Germanischer Lloyd (GL)	No	No	No	No	No	No
• American Bureau of Shipping (ABS)	No	No	No	No	No	No
• Bureau Veritas (BV)	No	No	No	No	No	No
• Det Norske Veritas (DNV)	No	No	No	No	No	No
• Lloyds Register of Shipping (LRS)	No	No	No	No	No	No
• Nippon Kaiji Kyokai (Class NK)	No	No	No	No	No	No
• Polski Rejestr Statkow (PRS)	No	No	No	No	No	No
Ambient conditions						
Ambient temperature during operation						
• min.	0 °C	0 °C	0 °C	0 °C	0 °C	0 °C
• max.	50 °C; Vertical installation (horizontal)	50 °C; Vertical installation (horizontal)	50 °C; Vertical installation (horizontal)	50 °C; Vertical installation (horizontal)	45 °C; Vertical installation (horizontal)	45 °C; Vertical installation (horizontal)
Ambient temperature during storage/transportation						
• min.	-20 °C	-20 °C	-20 °C	-20 °C	-20 °C	-20 °C
• max.	60 °C	60 °C	60 °C	60 °C	60 °C	60 °C
Relative humidity						
• Operation, max.	95 %	95 %	95 %; no condensation	95 %; no condensation	95 %; no condensation	95 %; no condensation
Vibrations						
• Vibration load in operation	10 m/s ²	10 m/s ²	10 m/s ²	10 m/s ²	10 m/s ²	10 m/s ²
• Vibration load during transport/storage	10 m/s ²	10 m/s ²	10 m/s ²	10 m/s ²	10 m/s ²	10 m/s ²
Shock testing						
• Shock load during operation	150 m/s ²	150 m/s ²	150 m/s ²	150 m/s ²	150 m/s ²	150 m/s ²
• shock acceleration during storage/transport	150 m/s ²	150 m/s ²	150 m/s ²	150 m/s ²	150 m/s ²	150 m/s ²
Mechanics/material						
Enclosure material (front)						
• Glass	Yes; at front	Yes; at front	Yes; at front	Yes; at front	Yes; at front	Yes; at front
Enclosure material (rear)		aluminum				
Dimensions						
Width	396 mm	396 mm	462 mm	462 mm	527 mm	527 mm
Height	255 mm; Without basic adapter	255 mm	292 mm; Without basic adapter	292 mm	329 mm; Without basic adapter	329 mm
Depth	101 mm; Without basic adapter	163 mm	94 mm; Without basic adapter	163 mm	94 mm; Without basic adapter	163 mm
Weights						
Weight without packaging	4 kg	4 kg	5.7 kg	5.7 kg	6.7 kg	6.7 kg
Weight incl. packaging	6 kg	6 kg	10 kg	10 kg	10 kg	10 kg

Ordering data	Article No.	Article No.	
<p>SIMATIC IFP1900 PRO 19" (16:9) Flat Panel, multi-touch, extended version up to 30 m, 1 366 x 768 pixels, for 24 V DC DisplayPort/DVI port, IP65 all-round protection</p> <ul style="list-style-type: none"> • Prepared for pedestal and extension components • Prepared for support arm without extension components • Prepared for support arm and extension components 	<p>6AV7863-3MA14-1AA0</p> <p>6AV7863-3MA15-1AA0</p> <p>6AV7863-3MA16-1AA0</p>	<p>SIMATIC IFP1900 PRO HD ETH 19" (16:9) Flat Panel, multi-touch, Ethernet up to 100 m, 1 920 x 1 080 pixels, for 24 V DC DisplayPort/Ethernet interface, fully enclosed IP65 protection, neutral design</p> <ul style="list-style-type: none"> • Prepared for pedestal and extension components • Prepared for support arm and extension components 	<p>6AV7466-6MA01-0AA0</p> <p>6AV7466-6MA02-0AA0</p>
<p>SIMATIC IFP2200 PRO 22" (16:9) Flat Panel, multi-touch, extended version up to 30 m, 1 920 x 1 080 pixels, for 24 V DC DisplayPort/DVI port, fully enclosed IP65 protection</p> <ul style="list-style-type: none"> • Prepared for pedestal and extension components • Prepared for support arm without extension components • Prepared for support arm and extension components 	<p>6AV7863-4MA14-1AA0</p> <p>6AV7863-4MA15-1AA0</p> <p>6AV7863-4MA16-1AA0</p>	<p>SIMATIC IFP2200 PRO HD ETH 22" (16:9) Flat Panel, multi-touch, Ethernet up to 100 m, 1 920 x 1 080 pixels, for 24 V DC DisplayPort/Ethernet interface, fully enclosed IP65 protection, neutral design</p> <ul style="list-style-type: none"> • Prepared for pedestal and extension components • Prepared for support arm and extension components 	<p>6AV7466-8MA01-0AA0</p> <p>6AV7466-8MA02-0AA0</p>
<p>SIMATIC IFP1500 PRO HD ETH 15" (16:9) Flat Panel, multi-touch, Ethernet up to 100 m, 1 920 x 1 080 pixels, for 24 V DC DisplayPort/Ethernet interface, fully enclosed IP65 protection, neutral design</p> <ul style="list-style-type: none"> • Prepared for pedestal and extension components • Prepared for support arm and extension components 	<p>6AV7466-5MA01-0AA0</p> <p>6AV7466-5MA02-0AA0</p>		

Note:

As in the case of the Flat Panel PRO, adaptation to support arm/pedestal systems is possible using the basic adapter. This is included in the scope of supply (only in the case of the "prepared for support arm and extension components" version is the basic adapter not included, as the connection is made via a round tube).

For the version "prepared for support arm and extension components", installation can alternatively take place with the Siemens flange mount or with a standard 48 mm diameter round tube.

The flange mount enables the transition from a round tube connection to the familiar mechanical interface of the basic adapter. This means you can combine different versions of the PRO devices with the same support arm or pedestal system.

More information is available on the Internet at:

<http://www.siemens.com/ip65-hmi-devices>

Note:

Do you require a specific modification or extension to the products described here? Then refer to "Customized Automation". There you will find information about additional and generally available sector-specific products as well as options for customer-specific modification and adaptation.

PC-based Automation

Industrial PC

Devices for special requirements

Fully enclosed IP65 devices > SIMATIC Industrial Thin Client PRO

Overview



SIMATIC Industrial Thin Client PRO

SIMATIC Industrial Thin Client PRO with capacitive multi-touch display is suitable for mounting directly on the support arm/pedestal.

IFP PRO, ITC PRO, IPC PRO, Comfort PRO, 22 inch, for support arm (not extendable, flange on top)

Technical specifications

Article number	6AV6646-1BB15-0AA0 SIMATIC ITC1500 V3 PRO	6AV6646-1BC15-0AA0 SIMATIC ITC1500 V3 PRO	6AV6646-1BD15-0AA0 SIMATIC ITC1500 V3 PRO
General information			
Product type designation	ITC1500 V3	ITC1500 V3	ITC1500 V3
Short designation	SIMATIC ITC1500 V3	SIMATIC ITC1500 V3	SIMATIC ITC1500 V3
Display			
Design of display	TFT widescreen display, LED backlighting		
Screen diagonal	15.6 in	15.6 in	15.6 in
Display width	344.2 mm	344.2 mm	344.2 mm
Display height	193.5 mm	193.5 mm	193.5 mm
Number of colors	16 777 216	16 777 216	16 777 216
Resolution (pixels)			
• Horizontal image resolution	1 366 Pixel	1 366 Pixel	1 366 Pixel
• Vertical image resolution	768 Pixel	768 Pixel	768 Pixel
General features			
• non-reflective and tempered mineral glass screen	Yes	Yes	Yes
Backlighting			
• Type of backlighting	LED, dimmable	LED, dimmable	LED, dimmable
• MTBF backlighting (at 25 °C)	50 000 h; At 25°C	50 000 h; At 25°C	50 000 h; At 25°C
• Backlight dimmable	Yes	Yes	Yes
Touch operation			
• Design as multi-touch screen	Yes; Projective-capacitive	Yes; Projective-capacitive	Yes; Projective-capacitive
• Monitor keyboard	Yes	Yes	Yes
Installation type/mounting			
Design	Pedestal mounting	Support arm mounting	Support arm mounting
Support arm mounting		Yes; Suitable for support arm without extension components	Yes; Suitable for support arm and extension components (please refer to manual)
Stand mounting	Yes; Prepared for pedestal and extension components		
Built-in unit	No	No	No
maximum permitted forward tilt angle from vertical	35°	35°	35°
maximum permitted backward tilt angle from vertical	35°	35°	35°

Technical specifications (continued)

Article number	6AV6646-1BB15-0AA0 SIMATIC ITC1500 V3 PRO	6AV6646-1BC15-0AA0 SIMATIC ITC1500 V3 PRO	6AV6646-1BD15-0AA0 SIMATIC ITC1500 V3 PRO
Supply voltage			
Type of supply voltage	24 V DC	24 V DC	24 V DC
Rated value (DC)	24 V	24 V	24 V
permissible range, lower limit (DC)	19.2 V	19.2 V	19.2 V
permissible range, upper limit (DC)	28.8 V	28.8 V	28.8 V
Input current			
Current consumption (rated value)	1.4 A	1.4 A	1.4 A
Starting current inrush I st	0.5 A ² ·s	0.5 A ² ·s	0.5 A ² ·s
Power			
Active power input, typ.	34 W	34 W	34 W
Interfaces			
Number of industrial Ethernet interfaces	2; 2 ports (switch)	2; 2 ports (switch)	2; 2 ports (switch)
Number of USB interfaces	4; on rear	4; on rear	4; on rear
Connection for keyboard/mouse	USB	USB	USB
Industrial Ethernet			
• Transmission rate, max.	1 000 Mbit/s	1 000 Mbit/s	1 000 Mbit/s
Protocols			
Protocols (Ethernet)			
• TCP/IP	Yes	Yes	Yes
• DHCP	Yes	Yes	Yes
• SNMP	Yes	Yes	Yes
• DCP	Yes	Yes	Yes
• LLDP	Yes	Yes	Yes
WEB characteristics			
• HTTP	Yes	Yes	Yes
• HTTPS	Yes	Yes	Yes
• HTML	Yes; HTML5	Yes; HTML5	Yes; HTML5
• XML	Yes	Yes	Yes
• CSS	Yes	Yes	Yes
• Active X	No	No	No
• JavaScript	Yes	Yes	Yes
• Java VM	No	No	No
Protocols (terminal link)			
• Sm@rtServer	Yes	Yes	Yes
• RDP	Yes	Yes	Yes
• VNC viewer	Yes	Yes	Yes
• Citrix	Yes	Yes	Yes
• SINUMERIK	Yes	Yes	Yes
Degree and class of protection			
IP (at the front)	IP65	IP65	IP65
NEMA (front)			
• Enclosure Type 4 at the front	Yes	Yes	Yes
• Enclosure Type 4x at the front	Yes	Yes	Yes
• Enclosure Type 12 at the front	Yes	Yes	Yes
Standards, approvals, certificates			
CE mark	Yes	Yes	Yes
cULus	Yes	Yes	Yes
FM approval	Yes	Yes	Yes
RCM (formerly C-TICK)	Yes	Yes	Yes
KC approval	Yes	Yes	Yes
EAC (formerly Gost-R)	Yes	Yes	Yes
Use in hazardous areas			
• ATEX Zone 2	No	No	No
• ATEX Zone 22	No	No	No
• IECEx Zone 2	No	No	No
• IECEx Zone 22	No	No	No
• cULus Class I Zone 2, Division 2	No	No	No
• FM Class I Division 2	No	No	No

PC-based Automation

Industrial PC

Devices for special requirements

Fully enclosed IP65 devices > SIMATIC Industrial Thin Client PRO

Technical specifications (continued)

Article number	6AV6646-1BB15-0AA0 SIMATIC ITC1500 V3 PRO	6AV6646-1BC15-0AA0 SIMATIC ITC1500 V3 PRO	6AV6646-1BD15-0AA0 SIMATIC ITC1500 V3 PRO
Marine approval			
• Germanischer Lloyd (GL)	No	No	No
• American Bureau of Shipping (ABS)	No	No	No
• Bureau Veritas (BV)	No	No	No
• Det Norske Veritas (DNV)	No	No	No
• Korean Register of Shipping (KRS)	No	No	No
• Lloyds Register of Shipping (LRS)	No	No	No
• Nippon Kaiji Kyokai (Class NK)	No	No	No
• Polski Rejestr Statkow (PRS)	No	No	No
• Chinese Classification Society (CCS)	No	No	No
Ambient conditions			
Ambient temperature during operation			
• min.	0 °C	0 °C	0 °C
• max.	45 °C	45 °C	45 °C
Ambient temperature during storage/transportation			
• min.	-20 °C	-20 °C	-20 °C
• max.	60 °C	60 °C	60 °C
Relative humidity			
• Operation, max.	90 %; no condensation	90 %; no condensation	90 %; no condensation
Vibrations			
• Vibration load in operation	10 m/s ²	10 m/s ²	10 m/s ²
• Vibration load during transport/ storage	10 m/s ²	10 m/s ²	10 m/s ²
Shock testing			
• Shock load during operation	150 m/s ²	150 m/s ²	150 m/s ²
• shock acceleration during storage/ transport	150 m/s ²	150 m/s ²	150 m/s ²
Software			
Web browser	Yes; HTML5, CSS	Yes; HTML5, CSS	Yes; HTML5, CSS
PDF reader	Yes	Yes	Yes
Configuration			
Configuration			
• Local	Yes	Yes	Yes
• Remote	Yes; Via web page	Yes; Via web page	Yes; Via web page
Languages			
Online languages			
• Number of online/runtime languages	2; german / english	2; german / english	2; german / english
Peripherals/Options			
Printer	No	No	No
USB memory	Yes; USB storage medium can be connected	Yes; USB storage medium can be connected	Yes; USB storage medium can be connected
Additional software components loadable	No	No	No
Mechanics/material			
Enclosure material (front)			
• Aluminum	Yes	Yes	Yes
Dimensions			
Width of the housing front	396 mm	396 mm	396 mm
Height of housing front	256 mm; Without basic adapter	256 mm; Without basic adapter	256 mm; Without basic adapter
Overall depth	101 mm; Without basic adapter	101 mm; Without basic adapter	101 mm; Without basic adapter
Weights			
Weight without packaging	6.3 kg	6.3 kg	6.3 kg

Technical specifications (continued)

Article number	6AV6646-1BB18-0AA0 SIMATIC ITC1900 V3 PRO	6AV6646-1BC18-0AA0 SIMATIC ITC1900 V3 PRO	6AV6646-1BD18-0AA0 SIMATIC ITC1900 V3 PRO
General information			
Product type designation	ITC1900 V3	ITC1900 V3	ITC1900 V3
Short designation	SIMATIC ITC1900 V3	SIMATIC ITC1900 V3	SIMATIC ITC1900 V3
Display			
Design of display	TFT widescreen display, LED backlighting		
Screen diagonal	18.5 in	18.5 in	18.5 in
Display width	409.8 mm	409.8 mm	409.8 mm
Display height	230.4 mm	230.4 mm	230.4 mm
Number of colors	16 777 216	16 777 216	16 777 216
Resolution (pixels)			
• Horizontal image resolution	1 366 Pixel	1 366 Pixel	1 366 Pixel
• Vertical image resolution	768 Pixel	768 Pixel	768 Pixel
General features			
• non-reflective and tempered mineral glass screen	Yes	Yes	Yes
Backlighting			
• Type of backlighting	LED, dimmable	LED, dimmable	LED, dimmable
• MTBF backlighting (at 25 °C)	50 000 h; At 25°C	50 000 h; At 25°C	50 000 h; At 25°C
• Backlight dimmable	Yes	Yes	Yes
Touch operation			
• Design as multi-touch screen	Yes; Projective-capacitive	Yes; Projective-capacitive	Yes; Projective-capacitive
• Monitor keyboard	Yes	Yes	Yes
Installation type/mounting			
Design	Pedestal mounting	Support arm mounting	Support arm mounting
Support arm mounting		Yes; Suitable for support arm without extension components	Yes; Suitable for support arm and extension components (please refer to manual)
Stand mounting	Yes; Prepared for pedestal and extension components		
Built-in unit	No	No	No
maximum permitted forward tilt angle from vertical	35°	35°	35°
maximum permitted backward tilt angle from vertical	35°	35°	35°
Supply voltage			
Type of supply voltage	24 V DC	24 V DC	24 V DC
Rated value (DC)	24 V	24 V	24 V
permissible range, lower limit (DC)	19.2 V	19.2 V	19.2 V
permissible range, upper limit (DC)	28.8 V	28.8 V	28.8 V
Input current			
Current consumption (rated value)	1.4 A	1.4 A	1.4 A
Starting current inrush I ² t	0.5 A ² ·s	0.5 A ² ·s	0.5 A ² ·s
Power			
Active power input, typ.	34 W	34 W	34 W
Interfaces			
Number of industrial Ethernet interfaces	2; 2 ports (switch)	2; 2 ports (switch)	2; 2 ports (switch)
Number of USB interfaces	4; on rear	4; on rear	4; on rear
Connection for keyboard/mouse	USB	USB	USB
Industrial Ethernet			
• Transmission rate, max.	1 000 Mbit/s	1 000 Mbit/s	1 000 Mbit/s

PC-based Automation

Industrial PC

Devices for special requirements

Fully enclosed IP65 devices > SIMATIC Industrial Thin Client PRO

Technical specifications (continued)

Article number	6AV6646-1BB18-0AA0 SIMATIC ITC1900 V3 PRO	6AV6646-1BC18-0AA0 SIMATIC ITC1900 V3 PRO	6AV6646-1BD18-0AA0 SIMATIC ITC1900 V3 PRO
Protocols			
Protocols (Ethernet)			
• TCP/IP	Yes	Yes	Yes
• DHCP	Yes	Yes	Yes
• SNMP	Yes	Yes	Yes
• DCP	Yes	Yes	Yes
• LLDP	Yes	Yes	Yes
WEB characteristics			
• HTTP	Yes	Yes	Yes
• HTTPS	Yes	Yes	Yes
• HTML	Yes; HTML5	Yes; HTML5	Yes; HTML5
• XML	Yes	Yes	Yes
• CSS	Yes	Yes	Yes
• Active X	No	No	No
• JavaScript	Yes	Yes	Yes
• Java VM	No	No	No
Protocols (terminal link)			
• Sm@rtServer	Yes	Yes	Yes
• RDP	Yes	Yes	Yes
• VNC viewer	Yes	Yes	Yes
• Citrix	Yes	Yes	Yes
• SINUMERIK	Yes	Yes	Yes
Degree and class of protection			
IP (at the front)	IP65	IP65	IP65
NEMA (front)			
• Enclosure Type 4 at the front	Yes	Yes	Yes
• Enclosure Type 4x at the front	Yes	Yes	Yes
• Enclosure Type 12 at the front	Yes	Yes	Yes
Standards, approvals, certificates			
CE mark	Yes	Yes	Yes
cULus	Yes	Yes	Yes
FM approval	Yes	Yes	Yes
RCM (formerly C-TICK)	Yes	Yes	Yes
KC approval	Yes	Yes	Yes
EAC (formerly Gost-R)	Yes	Yes	Yes
Use in hazardous areas			
• ATEX Zone 2	No	No	No
• ATEX Zone 22	No	No	No
• IECEx Zone 2	No	No	No
• IECEx Zone 22	No	No	No
• cULus Class I Zone 2, Division 2	No	No	No
• FM Class I Division 2	No	No	No
Marine approval			
• Germanischer Lloyd (GL)	No	No	No
• American Bureau of Shipping (ABS)	No	No	No
• Bureau Veritas (BV)	No	No	No
• Det Norske Veritas (DNV)	No	No	No
• Korean Register of Shipping (KRS)	No	No	No
• Lloyds Register of Shipping (LRS)	No	No	No
• Nippon Kaiji Kyokai (Class NK)	No	No	No
• Polski Rejestr Statkow (PRS)	No	No	No
• Chinese Classification Society (CCS)	No	No	No

Technical specifications (continued)

Article number	6AV6646-1BB18-0AA0 SIMATIC ITC1900 V3 PRO	6AV6646-1BC18-0AA0 SIMATIC ITC1900 V3 PRO	6AV6646-1BD18-0AA0 SIMATIC ITC1900 V3 PRO
Ambient conditions			
Ambient temperature during operation			
• min.	0 °C	0 °C	0 °C
• max.	45 °C	45 °C	45 °C
Ambient temperature during storage/transportation			
• min.	-20 °C	-20 °C	-20 °C
• max.	60 °C	60 °C	60 °C
Relative humidity			
• Operation, max.	90 %; no condensation	90 %; no condensation	90 %; no condensation
Vibrations			
• Vibration load in operation	10 m/s ²	10 m/s ²	10 m/s ²
• Vibration load during transport/ storage	10 m/s ²	10 m/s ²	10 m/s ²
Shock testing			
• Shock load during operation	150 m/s ²	150 m/s ²	150 m/s ²
• shock acceleration during storage/ transport	150 m/s ²	150 m/s ²	150 m/s ²
Software			
Web browser	Yes; HTML5, CSS	Yes; HTML5, CSS	Yes; HTML5, CSS
PDF reader	Yes	Yes	Yes
Configuration			
Configuration			
• Local	Yes	Yes	Yes
• Remote	Yes; Via web page	Yes; Via web page	Yes; Via web page
Languages			
Online languages			
• Number of online/runtime languages	2; german / english	2; german / english	2; german / english
Peripherals/Options			
Printer	No	No	No
USB memory	Yes; USB storage medium can be connected	Yes; USB storage medium can be connected	Yes; USB storage medium can be connected
Additional software components loadable	No	No	No
Mechanics/material			
Enclosure material (front)			
• Aluminum	Yes	Yes	Yes
Dimensions			
Width of the housing front	462 mm	462 mm	462 mm
Height of housing front	293 mm; Without basic adapter	293 mm; Without basic adapter	293 mm; Without basic adapter
Overall depth	101 mm; Without basic adapter	101 mm; Without basic adapter	101 mm; Without basic adapter
Weights			
Weight without packaging	7.4 kg	7.4 kg	7.4 kg

PC-based Automation

Industrial PC

Devices for special requirements

Fully enclosed IP65 devices > SIMATIC Industrial Thin Client PRO

Technical specifications (continued)

Article number	6AV6646-1BB22-1AA0 SIMATIC ITC2200 V3 PRO	6AV6646-1BC22-1AA0 SIMATIC ITC2200 V3 PRO	6AV6646-1BD22-1AA0 SIMATIC ITC2200 V3 PRO
General information			
Product type designation	ITC2200 V3	ITC2200 V3	ITC2200 V3
Short designation	SIMATIC ITC2200 V3	SIMATIC ITC2200 V3	SIMATIC ITC2200 V3
Display			
Design of display	TFT widescreen display, LED backlighting	TFT widescreen display, LED backlighting	TFT widescreen display, LED backlighting
Screen diagonal	21.5 in	21.5 in	21.5 in
Display width	475.2 mm	475.2 mm	475.2 mm
Display height	267.3 mm	267.3 mm	267.3 mm
Number of colors	16 777 216	16 777 216	16 777 216
Resolution (pixels)			
• Horizontal image resolution	1 920 Pixel	1 920 Pixel	1 920 Pixel
• Vertical image resolution	1 080 Pixel	1 080 Pixel	1 080 Pixel
General features			
• non-reflective and tempered mineral glass screen	Yes	Yes	Yes
Backlighting			
• Type of backlighting	LED, dimmable	LED, dimmable	LED, dimmable
• MTBF backlighting (at 25 °C)	30 000 h; At 25°C	30 000 h; At 25°C	30 000 h; At 25°C
• Backlight dimmable	Yes	Yes	Yes
Touch operation			
• Design as multi-touch screen	Yes; Projective-capacitive	Yes; Projective-capacitive	Yes; Projective-capacitive
• Monitor keyboard	Yes	Yes	Yes
Installation type/mounting			
Design	Pedestal mounting	Support arm mounting	Support arm mounting
Support arm mounting		Yes; Suitable for support arm without extension components	Yes; Suitable for support arm and extension components (please refer to manual)
Stand mounting	Yes; Prepared for pedestal and extension components		
Built-in unit	No	No	No
maximum permitted forward tilt angle from vertical	35°	35°	35°
maximum permitted backward tilt angle from vertical	35°	35°	35°
Supply voltage			
Type of supply voltage	24 V DC	24 V DC	24 V DC
Rated value (DC)	24 V	24 V	24 V
permissible range, lower limit (DC)	19.2 V	19.2 V	19.2 V
permissible range, upper limit (DC)	28.8 V	28.8 V	28.8 V
Input current			
Current consumption (rated value)	1.7 A	1.7 A	1.7 A
Starting current inrush I st	0.5 A ² ·s	0.5 A ² ·s	0.5 A ² ·s
Power			
Active power input, typ.	41 W	41 W	41 W
Interfaces			
Number of industrial Ethernet interfaces	2; 2 ports (switch)	2; 2 ports (switch)	2; 2 ports (switch)
Number of USB interfaces	4; on rear	4; on rear	4; on rear
Connection for keyboard/mouse	USB	USB	USB
Industrial Ethernet			
• Transmission rate, max.	1 000 Mbit/s	1 000 Mbit/s	1 000 Mbit/s

Technical specifications (continued)

Article number	6AV6646-1BB22-1AA0 SIMATIC ITC2200 V3 PRO	6AV6646-1BC22-1AA0 SIMATIC ITC2200 V3 PRO	6AV6646-1BD22-1AA0 SIMATIC ITC2200 V3 PRO
Protocols			
Protocols (Ethernet)			
• TCP/IP	Yes	Yes	Yes
• DHCP	Yes	Yes	Yes
• SNMP	Yes	Yes	Yes
• DCP	Yes	Yes	Yes
• LLDP	Yes	Yes	Yes
WEB characteristics			
• HTTP	Yes	Yes	Yes
• HTTPS	Yes	Yes	Yes
• HTML	Yes; HTML5	Yes; HTML5	Yes; HTML5
• XML	Yes	Yes	Yes
• CSS	Yes	Yes	Yes
• Active X	No	No	No
• JavaScript	Yes	Yes	Yes
• Java VM	No	No	No
Protocols (terminal link)			
• Sm@rtServer	Yes	Yes	Yes
• RDP	Yes	Yes	Yes
• VNC viewer	Yes	Yes	Yes
• Citrix	Yes	Yes	Yes
• SINUMERIK	Yes	Yes	Yes
Degree and class of protection			
IP (at the front)	IP65	IP65	IP65
NEMA (front)			
• Enclosure Type 4 at the front	Yes	Yes	Yes
• Enclosure Type 4x at the front	Yes	Yes	Yes
• Enclosure Type 12 at the front	Yes	Yes	Yes
Standards, approvals, certificates			
CE mark	Yes	Yes	Yes
cULus	Yes	Yes	Yes
FM approval	Yes	Yes	Yes
RCM (formerly C-TICK)	Yes	Yes	Yes
KC approval	Yes	Yes	Yes
EAC (formerly Gost-R)	Yes	Yes	Yes
Use in hazardous areas			
• ATEX Zone 2	No	No	No
• ATEX Zone 22	No	No	No
• IECEx Zone 2	No	No	No
• IECEx Zone 22	No	No	No
• cULus Class I Zone 2, Division 2	No	No	No
• FM Class I Division 2	No	No	No
Marine approval			
• Germanischer Lloyd (GL)	No	No	No
• American Bureau of Shipping (ABS)	No	No	No
• Bureau Veritas (BV)	No	No	No
• Det Norske Veritas (DNV)	No	No	No
• Korean Register of Shipping (KRS)	No	No	No
• Lloyds Register of Shipping (LRS)	No	No	No
• Nippon Kaiji Kyokai (Class NK)	No	No	No
• Polski Rejestr Statkow (PRS)	No	No	No
• Chinese Classification Society (CCS)	No	No	No

PC-based Automation

Industrial PC

Devices for special requirements

Fully enclosed IP65 devices > SIMATIC Industrial Thin Client PRO

Technical specifications (continued)

Article number	6AV6646-1BB22-1AA0 SIMATIC ITC2200 V3 PRO	6AV6646-1BC22-1AA0 SIMATIC ITC2200 V3 PRO	6AV6646-1BD22-1AA0 SIMATIC ITC2200 V3 PRO
Ambient conditions			
Ambient temperature during operation			
• min.	0 °C	0 °C	0 °C
• max.	45 °C	45 °C	45 °C
Ambient temperature during storage/transportation			
• min.	-20 °C	-20 °C	-20 °C
• max.	60 °C	60 °C	60 °C
Relative humidity			
• Operation, max.	90 %; no condensation	90 %; no condensation	90 %; no condensation
Vibrations			
• Vibration load in operation	10 m/s ²	10 m/s ²	10 m/s ²
• Vibration load during transport/ storage	10 m/s ²	10 m/s ²	10 m/s ²
Shock testing			
• Shock load during operation	150 m/s ²	150 m/s ²	150 m/s ²
• shock acceleration during storage/ transport	150 m/s ²	150 m/s ²	150 m/s ²
Software			
Web browser	Yes; HTML5, CSS	Yes; HTML5, CSS	Yes; HTML5, CSS
PDF reader	Yes	Yes	Yes
Configuration			
Configuration			
• Local	Yes	Yes	Yes
• Remote	Yes; Via web page	Yes; Via web page	Yes; Via web page
Languages			
Online languages			
• Number of online/runtime languages	2; german / english	2; german / english	2; german / english
Peripherals/Options			
Printer	No	No	No
USB memory	Yes; USB storage medium can be connected	Yes; USB storage medium can be connected	Yes; USB storage medium can be connected
Additional software components loadable	No	No	No
Mechanics/material			
Enclosure material (front)			
• Aluminum	Yes	Yes	Yes
Dimensions			
Width of the housing front	527 mm	527 mm	527 mm
Height of housing front	330 mm; Without basic adapter	330 mm; Without basic adapter	330 mm; Without basic adapter
Overall depth	101 mm; Without basic adapter	101 mm; Without basic adapter	101 mm; Without basic adapter
Weights			
Weight without packaging	8.5 kg	8.5 kg	8.5 kg

Ordering data	Article No.	Article No.
<p>SIMATIC Industrial Thin Client PRO</p> <p>SIMATIC ITC1500 V3 PRO Industrial Thin Client 15" widescreen TFT display Capacitive touch sensor Supported protocols: RDP, VNC, SMARTSERVER HTML5, etc. Standard design</p> <ul style="list-style-type: none"> • Pedestal mounting • Prepared for support arm without extension components • Prepared for support arm with extension components 	<p>6AV6646-1BB15-0AA0</p> <p>6AV6646-1BC15-0AA0</p> <p>6AV6646-1BD15-0AA0</p>	<p>SIMATIC ITC2200 V3 PRO Industrial Thin Client 22" widescreen TFT display Capacitive touch sensor Supported protocols: RDP, VNC, SMARTSERVER HTML5, etc. Standard design</p> <ul style="list-style-type: none"> • Pedestal mounting • Prepared for support arm without extension components • Prepared for support arm with extension components
<p>SIMATIC ITC1900 V3 PRO Industrial Thin Client 19" widescreen TFT display Capacitive touch sensor Supported protocols: RDP, VNC, SMARTSERVER HTML5, etc. Standard design</p> <ul style="list-style-type: none"> • Pedestal mounting • Prepared for support arm without extension components • Prepared for support arm with extension components 	<p>6AV6646-1BB18-0AA0</p> <p>6AV6646-1BC18-0AA0</p> <p>6AV6646-1BD18-0AA0</p>	<p>6AV6646-1BB22-1AA0</p> <p>6AV6646-1BC22-1AA0</p> <p>6AV6646-1BD22-1AA0</p>

Note:

An adapter plate is required for mounting on the support arm systems of well-known manufacturers; see "Accessories for fully enclosed HMI devices".

More information is available on the Internet at:

<http://www.siemens.com/ip65-hmi-devices>

Do you require a specific modification or extension to the products described here? Under "Customized products" you can find information about additional and generally available products for this sector and options for customized modification and adaptation.

PC-based Automation

Industrial PC

Devices for special requirements

Fully enclosed IP65 devices > SIMATIC IPC477E PRO

Overview

SIMATIC IPC477E PRO

The fully enclosed IP65-protected SIMATIC IPC477E PRO in 15", 19" and 22" versions extends the portfolio of PRO devices.

The robust aluminum housing allows it to be used directly on the machine even in harsh environmental conditions.

The operating unit can either be mounted on a pedestal or connected to a support arm system from above.

Technical specifications

Article number	6AV7251-.....-.... SIMATIC IPC477E PRO
Installation type/mounting	
Design	Panel PC on pedestal or supporting arm
maximum permissible installation angle +/-	±45 °
Supply voltage	
Type of supply voltage	24 V DC
Mains buffering	
• Mains/voltage failure stored energy time	20 ms
Processor	
Processor type	Celeron G3902 (2C/2T, 1.6 GHz, 2 MB Cache); Core i3-6102E (2C/4T, 1.9 GHz, 3 MB Cache); Core i5-6442EQ (4C/4T, 1.9 (2.7) GHz, 6 MB Cache, iAMT); Xeon E3-1505L v5 (4C/8T, 2.0 (2.8) GHz, 8 MB Cache, iAMT)
Chipset	Intel C236 / Intel H110
Graphic	
Graphics controller	Intel HD graphics controller
Drives	
Optical drives	possible as external drive via USB
SSD	Yes; ≥ 128 GB optional
Memory	
Type of memory	DDR4-2400 SO-DIMM
Main memory	4 / 8 / 16 Gbyte, ECC optional
Capacity of main memory, max.	16 Gbyte
Data areas and their retentivity	
Retentive data area (incl. timers, counters, flags), max.	512 kbyte; 128 KB can be stored in the buffer time
Hardware configuration	
Slots	
• Number of PCI slots	0; Different to the built-in unit
• Number of PCI slots	0; Different to the built-in unit
• Number of compact flash slots	1; CFast
Interfaces	
Number of industrial Ethernet interfaces	3; 3x Ethernet (RJ45)
USB port	4x USB 3.0 onboard (rear)
Connection for keyboard/mouse serial interface	USB / USB Without / 2x COM (RS 232 / 422 / 485), selectable in the BIOS
Video interfaces	
• Graphics interface	2x DisplayPort
Industrial Ethernet	
• Industrial Ethernet interface	3x Ethernet (RJ45)
- 100 Mbps	Yes
- 1000 Mbps	Yes

Article number	6AV7251-.....-.... SIMATIC IPC477E PRO
Interrupts/diagnostics/status information	
Bus diagnostics	Yes
Integrated Functions	
Monitoring functions	
• Temperature monitoring	Yes
• Watchdog	Yes
• Fan	No
• Monitoring function via network	Optional
EMC	
Interference immunity against discharge of static electricity	
• Interference immunity against discharge of static electricity	±6 kV contact discharge acc. to IEC 61000-4-2; ±8 kV air discharge acc. to IEC 61000-4-2
Interference immunity against high-frequency electromagnetic fields	
• Interference immunity against high frequency radiation	10 V/m, 80 ... 2 000 MHz, 80 % AM acc. to IEC 61000-4-3; 3 V/m, 2 ... 2.7 GHz; 10 V, 10 kHz ... 80 MHz acc. to IEC 61000-4-6
Interference immunity to cable-borne interference	
• Interference immunity on supply cables	±2 kV acc. to IEC 61000-4-4, burst; ±1 kV acc. to IEC 61000-4-5, surge symmetric; ±2 kV acc. to IEC 61000-4-5, surge asymmetric
• Interference immunity on signal cables >30m	±2 kV acc. to IEC 61000-4-5, surge, length > 30 m
• Interference immunity on signal cables < 30m	±1 kV acc. to IEC 61000-4-4; burst; length < 3 m; ±2 kV acc. to IEC 61000-4-4; burst; length > 3 m
Interference immunity against voltage surge	
• asymmetric interference	±2 kV acc. to IEC 61000-4-5, surge asymmetric
• symmetric interference	±1 kV acc. to IEC 61000-4-5, surge symmetric
Interference immunity to magnetic fields	
• Interference immunity to magnetic fields at 50 Hz	100 A/m; to IEC 61000-4-8
Emission of conducted and non-conducted interference	
• Interference emission via line/AC current cables	EN 61000-6-3, EN 61000-6-4, CISPR 22 Class B, FCC Class A
Degree and class of protection	
IP65 (all-round)	Yes; IP65 fully enclosed
IP (at the front)	IP65
IP (rear)	IP65

Technical specifications (continued)

Article number	6AV7251-.....-.... SIMATIC IPC477E PRO
Standards, approvals, certificates	
CE mark	Yes
CSA approval	Yes
UL approval	Yes
• UL 508	Yes
cULus	Yes
RCM (formerly C-TICK)	Yes
KC approval	Yes
EAC (formerly Gost-R)	Yes
EMC	CE, EN 61000-6-4; CISPR 22 Class A; FCC Class A
Use in hazardous areas	
• ATEX Zone 2	Yes; Optional
• IECEx Zone 2	Yes; Optional
• cULus Class I Zone 2, Division 2	Yes; Optional
Marine approval	
• Germanischer Lloyd (GL)	Yes
• American Bureau of Shipping (ABS)	Yes
• Det Norske Veritas (DNV)	Yes
• Korean Register of Shipping (KRS)	Yes
• Lloyds Register of Shipping (LRS)	Yes
Ambient conditions	
Ambient temperature during operation	
• Ambient temperature during operation	0 °C to 45 °C

Article number	6AV7251-.....-.... SIMATIC IPC477E PRO
Ambient temperature during storage/transportation	
• min.	-20 °C
• max.	60 °C
Relative humidity	
• Relative humidity	Tested according to IEC 60068-2-78, IEC 60068-2-30: Operation: 5 % to 85 % at 30 °C (no condensation), storage / transport: 5 % to 95 % at 25 / 55 °C (no condensation)
Shock testing	
• Shock load during operation	Tested according to IEC 60068-2-27, IEC 60068-2-29: half-sine: 50 m/s ² (5 g), 30 ms, 100 shocks per axis
Operating systems	
pre-installed operating system	Windows 7 Ultimate (Multi-Language) 64-bit, Windows Embedded Standard 7 E/P 32-bit / 64-bit, Windows 10
without operating system	Yes; Optional
pre-installed operating system	
• Windows 7	Yes; Ultimate 64 bit
• Windows 10 Enterprise	Yes; Windows 10 Enterprise 2016 LTSC, 64 bit, MUI

PC-based Automation

Industrial PC

Devices for special requirements

Fully enclosed IP65 devices > SIMATIC IPC477E PRO

Ordering data

Article No.

Ordering data	Article No.	
SIMATIC IPC477E PRO ¹⁾	6AV7251-	■ ■ ■ ■ ■ - ■ ■ ■ ■ ■
<u>CPUs and fieldbus</u>		
• Celeron G3902E; 3x Gigabit Ethernet (IE/PN)	1	
• Core i3-6102E; 3x Gigabit Ethernet (IE/PN)	3	
• Core i5-6442EQ; 3x Gigabit Ethernet (IE/PN)	5	
• XEON E3-1505L; 3x Gigabit Ethernet (IE/PN)	7	
<u>Operating unit</u>		
• 15" multi-touch (1 366 x 768), for support arm (not expandable, flange on top)	B	
• 15" multi-touch (1 366 x 768), for pedestal (expandable, flange below)	C	
• 15" multi-touch (1 366 x 768), for support arm (expandable, round tube)	D	
• 19" multi-touch (1 366 x 768), for support arm (not expandable, flange on top)	E	
• 19" multi-touch (1 366 x 768), for pedestal (expandable, flange below)	F	
• 19" multi-touch (1 366 x 768), for support arm (expandable, round tube)	G	
• 22" multi-touch (1 920 x 1 080), for support arm (not expandable, flange on top)	H	
• 22" multi-touch (1 920 x 1 080), for pedestal (expandable, flange below)	J	
• 22" multi-touch (1 920 x 1 080), for support arm (expandable, round tube)	K	
<u>Work memory/NVRAM</u>		
• 4 GB	A	
• 8 GB	B	
• 16 GB	C	
• 8 GB with ECC	D	
• 16 GB with ECC	E	
• 4 GB and NVRAM	F	
• 8 GB and NVRAM	G	
• 16 GB and NVRAM	H	
• 8 GB with ECC and NVRAM	J	
• 16 GB with ECC and NVRAM	K	
<u>Expansions/interfaces</u>		
• No RS232/485, without PCIe	0	
• Two RS232/RS485, without PCIe	3	
• No RS 232 without PCIe, with ATEX/IECEX Cat 3G Zone 2 / cULus Class I Div. 2	5	
• Two RS 232 without PCIe, with ATEX/IECEX Cat 3G Zone 2 / cULus Class I Div. 2	6	

Article No.

Ordering data	Article No.	
SIMATIC IPC477E PRO ¹⁾	6AV7251-	■ ■ ■ ■ ■ - ■ ■ ■ ■ ■
<u>Operating system</u>		
• Without operating system	0	
• Windows Embedded Standard 7 SP1, English, 32-bit	1	
• Windows Embedded Standard 7 SP1, English, 64-bit	2	
• Windows Embedded Standard 7 P SP1, MUI, 64-bit, multi-touch	3	
• Windows 7 Ultimate SP1, 64-bit, MUI (en, de, fr, it, es)	4	
• Windows 7 Ultimate SP1, 32-bit, MUI (en, de, fr, it, es)	5	
• Windows 10 IoT Enterprise 2016 LTSB (64-bit) for Celeron, I3 and I5	7	
• Windows 10 IoT Enterprise 2016 LTSB (64-bit) for Xeon	8	
<u>Mass storage, external</u>		
• Without external mass storage	0	
• CFast 2 GB, without operating system	1	
• CFast 4 GB, without operating system	2	
• CFast 8 GB (only optionally with operating system/software if no internal mass storage or HDD)	3	
• CFast 16 GB (only optionally with operating system/software if no internal mass storage or HDD)	4	
• CFast 128 GB (only optionally with operating system/software if no internal mass storage or HDD)	5	
<u>Mass storage, internal</u>		
• Without internal mass storage	A	
• 128 GB solid-state drive SATA	D	
• 240 GB solid-state drive SATA	F	
• 480 GB solid-state drive SATA	G	
<u>SIMATIC software pre-installed (bundles)</u>		
• Without SIMATIC software	A	
• IPC starter system with CPU 1507S and WinCC RT Advanced, without licenses	S	
<u>Power supply</u>		
• 24 V DC industrial power supply	0	
• 24 V DC industrial power supply and TPM ²⁾ (not for China or Russia)	8	

¹⁾ IPC477E PRO as "built to order" version (max. delivery time 15 working days).

²⁾ TPM = Trusted Platform Module

Note:

As with the existing 4:3 IPC477C/D PRO devices, adaptation to different support arm/pedestal systems is by means of the basic adapter. The basic adapter is included in the scope of supply (except in the case of the "prepared for support arm and extension components" version, as the connection is made via a round tube).

For the version "prepared for support arm and extension components", installation can alternatively take place with the Siemens flange mount or with a standard 48 mm diameter round tube. The flange mount enables the transition from a round tube connection to the familiar mechanical interface of the basic adapter.

This means you can combine different versions of the PRO devices with the same support arm or pedestal system.

More information is available on the Internet at:

<http://www.siemens.com/ip65-hmi-devices>

Overview



SIMATIC IPC477D PRO: The new Multitouch Panel PC with all-round IP65 protection - powerful, maintenance-free, and can be installed directly at the machine

The IPC477D PRO in 15", 19" and 22" widescreen format extends the portfolio of glass-fronted devices. The rugged aluminum housing of the SIMATIC Panel PC enables it to be used directly at the machine and guarantees durability, even in harsh and extreme operating environments.

- All-round IP65 protection
- Embedded PC platform with extremely high industrial compatibility for demanding tasks in the field of PC-based automation
- Rugged, industrial 15", 19", and 22" widescreen displays (Multitouch)
- Maintenance-free (no rotating components such as fan and hard disk)
- Rugged construction: The PC is resistant to severe mechanical stress and is extremely reliable in operation.
- Slim, modern design
- Battery-independent retentive memory onboard
- Can be adapted to support arm system of various manufacturers
- Integration of operator controls in the new Extension Units (coming soon)
- High degree of investment security
- Fast integration capability

The IPC477D PRO 15", 19" and 22" Panel PCs are available in three different versions, depending on the application:

- Prepared for support arm and extension components (mounting by means of standard 48 mm round tube or Siemens flange adapter)
- Prepared for support arm without extension components (mounting by means of basic adapter, included in scope of delivery)
- Prepared for pedestal/extension components (mounting by means of basic adapter, included in scope of delivery)

Technical specifications

Article number	6AV7250-.....0	6AV7250-.....8
	SIMATIC IPC 477D PRO	SIMATIC IPC 477D Pro with TPM
Installation type/mounting		
Design	Panel PC on pedestal or supporting arm	
maximum permissible installation angle +/-	±45 °	±45 °
Supply voltage		
Type of supply voltage	24 V DC	24 V DC
Line frequency		
• Rated value 50 Hz	Yes	Yes
• Rated value 60 Hz	Yes	Yes
Processor		
Processor type	Intel Core i7-3517UE Intel Core i3-3217UE Intel Celeron 827E	
Graphic		
Graphics controller	Intel HD graphics controller	
Drives		
Optical drives	possible as external drive via USB	
SSD	Yes; 1x 240 GB SSD, 1x 480 GB SSD	Yes; 1x 240 GB SSD, 1x 480 GB SSD
Memory		
Type of memory	DDR3-SDRAM	DDR3-SDRAM
Main memory	2 / 4 / 8 GB	2 / 4 / 8 GB
Capacity of main memory, max.	8 Gbyte	8 Gbyte
Data areas and their retentivity		
Retentive data area (incl. timers, counters, flags), max.	512 kbyte; 128 KB can be stored in the buffer time; optional	
Hardware configuration		
Slots		
• Number of PCI slots	0	0
• Number of PCI slots	0; Different to the built-in unit	0; Different to the built-in unit
• Number of compact flash slots	2; CFast	2; CFast
Interfaces		
PROFIBUS/MPI		onboard, electrically isolated, max. 12 Mbit/s, no plug-in card necessary, CP 5611-compatible
Number of PROFINET interfaces	1; 3 ports (incl. switch)	
USB port	4x USB 3.0 onboard (rear)	
Connection for keyboard/mouse	USB / USB	USB / USB
serial interface	COM1 (RS 232)	COM1 (RS 232)
Video interfaces		
• Graphics interface	1x DVI, 1x DisplayPort	1x DVI, 1x DisplayPort

PC-based Automation

Industrial PC

Devices for special requirements

Fully enclosed IP65 devices > SIMATIC IPC477D PRO

Technical specifications (continued)

Article number	6AV7250-.....-...0 SIMATIC IPC 477D PRO	6AV7250-.....-...8 SIMATIC IPC 477D Pro with TPM
Industrial Ethernet		
• Industrial Ethernet interface	2x Ethernet (RJ45)	2x Ethernet (RJ45)
- 100 Mbps	Yes	Yes
- 1000 Mbps	Yes	Yes
Interrupts/diagnostics/status information		
Bus diagnostics	Yes	Yes
Integrated Functions		
Monitoring functions		
• Temperature monitoring	Yes	Yes
• Watchdog	Yes	Yes
• Fan	No	No
• Monitoring function via network	Optional	Optional
Degree and class of protection		
IP65 (all-round)	Yes; IP65 fully enclosed	
IP (at the front)	IP65	IP65
IP (rear)	IP65	IP65
Standards, approvals, certificates		
CE mark	Yes; CE marking / EC Declaration of Conformity	
UL approval	Yes	Yes
• UL 508	Yes	Yes
cULus	Yes	Yes
RCM (formerly C-TICK)	Yes	Yes
KC approval	Yes	Yes
EMC	CE, EN 55011, EN 61000-6-4, EN 61000-6-2	
Use in hazardous areas		
• ATEX Zone 2	Yes	Yes
• ATEX Zone 22	Yes	Yes
• IECEx Zone 2	Yes	Yes
• cULus Class I Zone 2, Division 2	Yes	Yes

Article number	6AV7250-.....-...0 SIMATIC IPC 477D PRO	6AV7250-.....-...8 SIMATIC IPC 477D Pro with TPM
Ambient conditions		
Ambient temperature during operation		
• Ambient temperature during operation	5 to +45°C	5 to +45°C
Ambient temperature during storage/transportation		
• min.	-20 °C	-20 °C
• max.	60 °C	60 °C
Relative humidity		
• Relative humidity	Tested according to IEC 60068-2-78, IEC 60068-2-30: Operation: 5 % to 85 % at 30 °C (no condensation), storage / transport: 5 % to 95 % at 25 / 55 °C (no condensation)	
Operating systems		
pre-installed operating system	Windows 7 Ultimate (Multi-Language) 32-bit / 64-bit, Windows Embedded Standard 7 32-bit / 64-bit	Windows 7 Ultimate (Multi-Language) 32-bit / 64-bit, Windows Embedded Standard 7 32-bit / 64-bit
Additional info on operating system	Multi-Language: GER, ENG, ITAL, FR, SP, KOR, CHN (Traditional), CHN (Simplified), JPN - not with XPe	Multi-Language: GER, ENG, ITAL, FR, SP, KOR, CHN (Traditional), CHN (Simplified), JPN - not with XPe
without operating system	Yes; Optional	Yes; Optional
pre-installed operating system		
• Windows 7	Yes; Ultimate 32 bit or 64 bit	Yes; Ultimate 32 bit or 64 bit
Dimensions		
Width	475 mm	475 mm
Height	296 mm; Without basic adapter	296 mm; Without basic adapter
Depth	98 mm; Without basic adapter	98 mm; Without basic adapter

Ordering data	Article No.	Article No.
SIMATIC IPC477D PRO ¹⁾	6AV7250 -	SIMATIC IPC477D PRO ¹⁾
<u>Processors and fieldbus</u>		<u>Work memory/NVRAM</u>
• Celeron U827E (1C/1T, 1.4 GHz, 1.5 MB Cache); 2 x Gigabit Ethernet (IE/PN)	0	• 2 GB
• Celeron U827E (1C/1T, 1.4 GHz, 1.5 MB Cache); 2 x Gigabit Ethernet (IE/PN); PROFIBUS DP12	1	• 4 GB
• Core i3-3217UE (2C/4T, 1.6 GHz, 3 MB Cache); 2 x Gigabit Ethernet (IE/PN)	3	• 8 GB
• Core i3-3217UE (2C/4T, 1.6 GHz, 3 MB Cache); 2 x Gigabit Ethernet (IE/PN); PROFIBUS DP12	4	• 2 GB and NVRAM
• Core i3-3217UE (2C/4T, 1.6 GHz, 3 MB Cache); 1 x Gigabit Ethernet (IE/PN); 1 x PROFINET (IRT, 3 ports)	5	• 4 GB and NVRAM
• Core i7-3517UE (2C/4T, 1.7 (2.8) GHz, 4 MB Cache); 2 x Gigabit Ethernet (IE/PN)	6	• 8 GB and NVRAM
• Core i7-3517UE (2C/4T, 1.7 (2.8) GHz, 4 MB Cache); 2 x Gigabit Ethernet (IE/PN); PROFIBUS DP12	7	
• Core i7-3517UE (2C/4T, 1.7 (2.8) GHz, 4 MB Cache); 1 x Gigabit Ethernet (IE/PN); 1 x PROFINET (IRT, 3 ports)	8	<u>Expansions (HW)</u>
<u>Operating unit</u>		• 1 x RS232
• 15" multi-touch (1 366 x 768), for support arm (not expandable, flange on top)	B	<u>Operating system</u>
• 15" multi-touch (1 366 x 768) for pedestal version (expandable, flange at bottom)	C	• Without operating system
• 15" multi-touch (1 366 x 768) for support arm (expandable, round tube)	D	• Windows Embedded Standard 7 Professional, 32-bit, MUI
• 19" multi-touch (1 366 x 768), for support arm (not expandable, flange on top)	E	• Windows Embedded Standard 7 SP1, English, 32-bit
• 19" multi-touch (1 366 x 768) for pedestal version (expandable, flange at bottom)	F	• Windows Embedded Standard 7 SP1, English, 64-bit
• 19" multi-touch (1 366 x 768) for support arm (expandable, round tube)	G	• Windows 7 Ultimate SP1, 32-bit, MUI (en, de, fr, it, es)
• 22" multi-touch (1 366 x 768), for support arm (not expandable, flange on top)	H	• Windows 7 Ultimate SP1, 64-bit, MUI (en, de, fr, it, es)
• 22" multi-touch (1 366 x 768) for pedestal version (expandable, flange at bottom)	J	
• 22" multi-touch (1 366 x 768) for support arm (expandable, round tube)	K	<u>Externally accessible mass storage (without operating system):</u>
		• Without external mass storage
		• CFAST 2 GB, without software
		• CFAST 4 GB
		• CFAST 8 GB
		• CFAST 16 GB
		<u>Mass storage, internal</u>
		• Without internal mass storage
		• CFAST 2 GB
		• CFAST 4 GB
		• CFAST 8 GB
		• CFAST 16 GB
		• SSD 240 GB Standard
		• SSD 480 GB Standard
		<u>Software</u>
		• Without SIMATIC software
		<u>Power supply</u>
		• 24 V DC industrial power supply
		• 24 V DC industrial power supply and TPM ²⁾ (not for China or Russia)

Note:

As with the existing 4:3 IPC477C PRO devices, adaptation to different support arm/pedestal systems is by means of the basic adapter. The basic adapter is included in the scope of supply (except in the case of the "prepared for support arm and extension components" version, as the connection is made via a round tube).

For the version "prepared for support arm and extension components", installation can alternatively take place with the Siemens flange mount or with a standard 48 mm diameter round tube. The flange mount enables the transition from a round tube connection to the familiar mechanical interface of the basic adapter. This means you can combine different versions of the PRO devices with the same support arm or pedestal system.

¹⁾ IPC477D PRO as "built to order" version (max. delivery time 15 working days).
²⁾ TPM = Trusted Platform Module

Additional information is available on the Internet at:
<http://www.siemens.com/ip65-hmi-devices>

PC-based Automation

Industrial PC

Devices for special requirements

System components for fully enclosed IP65 devices

Overview

System components for fully enclosed IP65 devices

System components for PRO devices are only suitable for SIMATIC HMI/IPC PRO devices. In combination with the SIMATIC HMI PRO basic devices, these components enable easy adaptation to individual customer requirements for operation and monitoring at the machine level, as well as offering a versatile and attractive solution for visualization and automation without a control cabinet.

The following system components are available:

- Fasteners
 - Adapter sets
 - Basic adapters
 - Flange mount
- Extension Units and operator controls
- Extension components
 - Stainless steel keyboard
 - Tool and keyboard tray
 - USB port for PRO devices

Overview

Fixing elements

Adapter sets, basic adapter, round tube adapter and round tube cap

The fixing elements are required for connecting the SIMATIC HMI PRO device with the support arm head of the respective support arm system.

Since the support arm head is connected directly to the device, there is complete flexibility in the choice of support arm components.

Adapter sets are available for the VESA 75 and VESA 100 systems.

Further adapter sets can be obtained directly from the respective support arm manufacturers:

- Bernstein
- Rittal
- Rose
- Haseke and
- Rolec

For the 4:3 and 16:9 variants, basic adapters are available according to design:

- The basic adapter is included in the scope of delivery of the device for 4:3 systems (dark gray)
- The basic adapter is included in the scope of delivery of the device for 16:9 systems (silver) (the basic adapter is included in the scope of delivery as a matter of principle. It is excluded only from the version "prepared for support arm and extension components", because connection is made via a round tube.)

For the version "prepared for support arm and extension components" of the 16:9 PRO devices, installation can alternatively take place with the Siemens round tube adapter or with a standard 48 mm diameter round tube.

The round tube adapter enables the transition from a round tube connection to the familiar mechanical interface of the basic adapter. This means you can combine different versions of the PRO devices with the same support arm or pedestal system.

Technical specifications

Article number	6AV7674-1KA00-0AA0 Basic Adapter for HMI/IPC Pro (16:9)
General information	
Product type designation	Basic adapter
Other	
Merchandise	Yes
Manufacturer name	SIEMENS AG
Manufacturer's address	Gleiwitzerstraße 555, 90475 Nuremberg, Germany
Article number	6AV7674-1KF00-0AA0 Flange Mount for Pro Devices
General information	
Product type designation	Flange mount
Installation type/mounting	
Mounting	for the transition from a size 48 round tube to a flange plate (compatible with basic adapter interface)
Degree and class of protection	
IP65 (all-round)	Yes; IP65 when installed
Mechanics/material	
Material	Steel, powder coating in RAL 9006
Dimensions	
Width	76.3 mm; Width of flange plate, distance between holes 40 mm
Height	168 mm; Round tube and flange plate
Depth	80 mm; Depth of flange plate, distance between holes 63 mm
Enclosure diameter	48.3 mm; Round tube in interface area
Weights	
Weight without packaging	900 g
Weight incl. packaging	1 kg
Scope of supply	
Delivery quantity in pieces	1
Other	
Target devices	Suitable for PRO devices, prepared for support arm and extension components (round tube connection)
Usable in the following products	
• Product 1	6AV7250-.G...-.8
• Product 2	6AV7250-.G...-.0
• Product 3	6AV7250-.K...-.0
• Product 4	6AV7250-.K...-.8
• Product 5	6AV7250-.D...-.0
• Product 6	6AV7250-.D...-.8
• Product 7	6AV7863-3MA16-0AA0
• Product 8	6AV7863-4MA16-0AA0
Article number	6AV7674-0KA00-0AA0 Basic Adapter for Fully enclosed HMI
General information	
Product type designation	Basic adapter
Other	
Merchandise	Yes
Manufacturer name	SIEMENS AG
Manufacturer's address	Gleiwitzerstraße 555, 90475 Nuremberg, Germany

PC-based Automation

Industrial PC

Devices for special requirements

System components for fully enclosed IP65 devices > Fixing elements

Technical specifications (continued)

Article number	6AV7674-0KD00-0AA0	6AV7674-0KE00-0AA0
	Adapter Set VESA 100 Fully enclosed HMI	Adapter Set VESA 75 f. Fully Enclose HMI
General information		
Product type designation	Adapter set VESA 100	Adapter set VESA 75
Degree and class of protection		
IP65 (all-round)	Yes	Yes
Ambient conditions		
Suited for indoor use	Yes	Yes
Suited for outdoor use	No	No
Ambient temperature during operation		
• min.	0 °C	0 °C
• max.	55 °C	55 °C
Ambient temperature during storage/transportation		
• min.	-20 °C	-20 °C
• max.	70 °C	70 °C
Relative humidity		
• Operation, max.	90 %	90 %
• Condensation permissible	No	No
Scope of supply		
Delivery quantity in pieces	1	1
Other		
Merchandise	No	No
Manufacturer name	SIEMENS AG	SIEMENS AG
Manufacturer's address	Gleiwitzerstraße 555, 90475 Nuremberg, Germany	Gleiwitzerstraße 555, 90475 Nuremberg, Germany
Target devices	Not suitable for 19" 4:3 devices	Not suitable for 19" 4:3 devices

Article number	6AV6881-0AD56-0AA0
	Flange mount adapter VESA 100/75
General information	
Product type designation	VESA 100/75 flange adapter
Installation type/mounting	
Mounting	VESA 100 mm / 75 mm with M6 thread
Mounting type	Support arm with VESA 100 mm or 75 mm
Degree and class of protection	
IP (at the front)	IP20 (depending on mounting)
Ambient conditions	
Suited for indoor use	Yes
Suited for outdoor use	No
Ambient temperature during operation	
• min.	0 °C
• max.	55 °C
Relative humidity	
• Operation, max.	90 %
• Condensation permissible	No
Mechanics/material	
Material	steel
• Aluminum	No; Powder-coated

Article number	6AV6881-0AD56-0AA0
	Flange mount adapter VESA 100/75
Dimensions	
Width	135 mm
Height	120 mm
Depth	67.5 mm
Scope of supply	
Delivery quantity in pieces	1; VESA round tube adapter 100/75 suitable for PRO devices, max. IP20 attainable
Components included	Without additional accessories
Other	
Merchandise	Yes; VESA 100/75 PRO adapter
Target devices	Not suitable for 19" 4:3 devices
Note:	Max. load 35 kg, for expandable support arm mounting

Ordering data

Article No.

VESA 100 adapter set ¹⁾	6AV7674-0KD00-0AA0
VESA 75 adapter set	6AV7674-0KE00-0AA0
Basic adapter for 16:9 systems	6AV7674-1KA00-0AA0
Spare part (silver, included in the scope of delivery of the device)	
Round tube adapter for 16:9 systems	6AV7674-1KF00-0AA0
Suitable for 16:9 PRO devices of the type "prepared for support arm and extension components (round tube connection)"	
VESA 100/75 round tube adapter	6AV6881-0AD56-0AA0
For SIMATIC PRO devices. Can be mounted with a 100 mm (M6) or 75 mm (M6) VESA. IP20 cable entry directly in the round tube adapter. Suitable for all common support arm systems with corresponding VESA coupling, load capacity and hole spacing. More information is available in the technical specifications.	

¹⁾ The VESA 100 adapter set cannot be used in combination with the 19" Flat Panel PRO.

Note:

The 48 mm internal diameter of the support arm tubes is not suitable for feeding through the standard DVI-D cable.

Scope of delivery:

- One adapter set or basic adapter, round tube adapter
- Fittings for mounting

More information

Additional information is available on the Internet at:

<http://www.siemens.com/ip65-hmi-devices>

Note:

Do you require a specific modification to or option for the products described here? Under "Customized products" you can find information about additional and generally available products for the sector, and about the possibilities for customized modification and adaptation.

Overview

Extension Units

Extension Units 12" to 22" for SIMATIC HMI PRO devices are an integral part of the system components for fully enclosed IP65 devices. They enable the expansion of the operating options on site by the installation of various operator controls. Communication can take place via PROFINET, PROFI-safe or conventional wiring.

SIMATIC Extension Unit (BTO & Advanced)

With Customized Automation, Extension Units are built to specific customer requirements and given their own customer MLFB. BTO (built to order).

Extension Units for 16:9 PRO devices



Equipping an Extension Unit with operator controls



Equipping an Extension Unit Advanced (example 22" KP48)

Extension Units for the 16:9 PRO devices are suitable for the flexible installation of various operator controls that extend the operating options on site easily and on an individual basis. They are coordinated with the design of the 16:9 PRO devices and can easily be mounted below the device by the customers themselves.

Additionally, the Extension Unit box is available for the flexible installation of lower operator controls.

PC-based Automation

Industrial PC

Devices for special requirements

System components for fully enclosed IP65 devices > Extension units and operator controls

Technical specifications

Article number	6AV7674-1LA31-0AA0	6AV7674-1LA41-0AA0	6AV7674-1LA51-0AA0	6AV7674-1LA61-0AA0
	Extension Unit 12" hardwired	Extension Unit 15" hardwired	Extension Unit 19" hardwired	Extension Unit 22" hardwired
General information				
Product type designation	Extension Unit 12" Hardwired	Extension Unit 15" hardwired	Extension Unit 19" hardwired	Extension Unit 22" hardwired
Connection type				
• Connection type of the LED module	12-pin connector	12-pin connector	12-pin connector	12-pin connector
• Connection type of the contacts of the control elements	16-pin connector	16-pin connector	16-pin connector	16-pin connector
• Connection type of the safety-related contacts (emergency stop)	8-pin connector	8-pin connector	8-pin connector	8-pin connector
Installation type/mounting				
Mounting	For mounting on a 16:9 HMI / IPC PRO device (lower part)	For mounting on a 16:9 HMI / IPC PRO device (lower part)	For mounting on a 16:9 HMI / IPC PRO device (lower part)	For mounting on a 16:9 HMI / IPC PRO device (lower part)
Mounting type	Screwed joint	Screwed joint	Screwed joint	Screwed joint
Rack mounting	No	No	No	No
Front mounting	No	No	No	No
Number of slots for command devices and signaling units	6	8	10; Max. 8 control elements + 1 emergency stop button can be mounted (refer to manual)	
Supply voltage				
Type of supply voltage	DC	DC	DC	DC
Rated value (DC)	24 V	24 V	24 V	24 V
permissible range, lower limit (DC)	19.2 V	19.2 V	19.2 V	19.2 V
permissible range, upper limit (DC)	28.8 V	28.8 V	28.8 V	28.8 V
Input current				
Current consumption (rated value)	10 mA; without load	10 mA; without load	10 mA; without load	10 mA; without load
Power				
Active power input, typ.	0.1 W	0.1 W	0.1 W	0.1 W
Emitted active power	5 W	5 W	5 W; Max. with lamp load	5 W; Max. with lamp load
Degree and class of protection				
IP65 (all-round)	Yes	Yes	Yes	Yes
NEMA (front)				
• Enclosure Type 4 at the front	Yes	Yes	Yes	Yes
Standards, approvals, certificates				
CE mark	Yes	Yes	Yes	Yes
UL approval	Yes	Yes	Yes	Yes
cULus	Yes	Yes	Yes	Yes
RCM (formerly C-TICK)	Yes	Yes	Yes	Yes
KC approval	Yes	Yes	Yes	Yes
Suitable for safety functions	Yes; e.g. installation of emergency stop			
Ambient conditions				
Ambient temperature during operation				
• min.	0 °C	0 °C	0 °C	0 °C
• max.	50 °C	50 °C	50 °C	50 °C
Ambient temperature during storage/transportation				
• min.	-20 °C	-20 °C	-20 °C	-20 °C
• max.	60 °C	60 °C	60 °C	60 °C
Altitude during operation relating to sea level				
• Installation altitude above sea level, max.	2 000 m	2 000 m	2 000 m	2 000 m
Relative humidity				
• Operation, max.	90 %; no condensation	90 %; no condensation	90 %; no condensation	90 %; no condensation
Cables				
Cable length	30 m	30 m	30 m	30 m
Mechanics/material				
Material				
• Aluminum	Yes	Yes	Yes	Yes
Enclosure material (front)				
• Aluminum	Yes; Knockout covered with black film			
Dimensions				
Width	313 mm	396 mm	462 mm	527 mm
Height	99 mm	99 mm	99 mm	99 mm
Depth	100.65 mm			
Thickness		100.65 mm	100.65 mm	100.65 mm
Weights				
Weight without packaging	2.2 kg	2.5 kg	2.7 kg	2.8 kg
Scope of supply				
Delivery quantity in pieces	1	1	1	1
Components included	all connectors required for customer interfaces			

System components for fully enclosed IP65 devices > Extension units and operator controls

Technical specifications (continued)

Article number	6AV7674-1LA32-0AA0 Extension Unit 12" PROFINET	6AV7674-1LA42-0AA0 Extension Unit 15" PROFINET	6AV7674-1LA52-0AA0 Extension Unit 19" PROFINET	6AV7674-1LA62-0AA0 Extension Unit 22" PROFINET
General information				
Product type designation	Extension Unit 12" PROFINET	Extension Unit 15" PROFINET	Extension Unit 19" PROFINET	Extension Unit 22" PROFINET
Control elements				
With parameterizable keys	Yes	Yes	Yes	Yes
Connection type				
• Connection type of the safety-related contacts (emergency stop)	8-pin connector	8-pin connector	8-pin connector	8-pin connector
Installation type/mounting				
Mounting	For mounting on a 16:9 HMI / IPC PRO device (lower part)	For mounting on a 16:9 HMI / IPC PRO device (lower part)	For mounting on a 16:9 HMI / IPC PRO device (lower part)	For mounting on a 16:9 HMI / IPC PRO device (lower part)
Mounting type	Screwed joint	Screwed joint	Screwed joint	Screwed joint
Rack mounting	No	No	No	No
Front mounting	No	No	No	No
Number of slots for command devices and signaling units	6	8	10	12
RFID reader can be installed		Yes; SIMATIC RF200 Access Control Reader RF1060R	Yes; SIMATIC RF200 Access Control Reader RF1060R	Yes; SIMATIC RF200 Access Control Reader RF1060R
Supply voltage				
Type of supply voltage	DC	DC	DC	DC
Rated value (DC)	24 V	24 V	24 V	24 V
permissible range, lower limit (DC)	19.2 V	19.2 V	19.2 V	19.2 V
permissible range, upper limit (DC)	28.8 V	28.8 V	28.8 V	28.8 V
Input current				
Current consumption (rated value)	150 mA; without load	150 mA; without load	150 mA; without load	150 mA; without load
Power				
Active power input, typ.	3 W; Additionally 0.1 W per control element with LED	3 W; Additionally 0.1 W per control element with LED	3 W; Additionally 0.1 W per control element with LED	3 W; Additionally 0.1 W per control element with LED
Interfaces				
Number of industrial Ethernet interfaces	2; For the construction of lines and rings without external switch	2; For the construction of lines and rings without external switch	2; For the construction of lines and rings without external switch	2; For the construction of lines and rings without external switch
Number of PROFINET interfaces	2; Incl. switch	2; Incl. switch	2; Incl. switch	2; Incl. switch
Protocols				
PROFINET	Yes	Yes	Yes	Yes
Redundancy mode				
Media redundancy				
- MRP	Yes	Yes	Yes	Yes
Test commissioning functions				
Key and signal lamp test	Yes; automatically when switching on	Yes; automatically when switching on	Yes; automatically when switching on	Yes; automatically when switching on
Degree and class of protection				
IP65 (all-round)	Yes	Yes	Yes	Yes
NEMA (front)				
• Enclosure Type 4x at the front	Yes; All-round	Yes; All-round	Yes; All-round	Yes; All-round
Standards, approvals, certificates				
CE mark	Yes	Yes	Yes	Yes
UL approval	Yes	Yes	Yes	Yes
cULus	Yes	Yes	Yes	Yes
RCM (formerly C-TICK)	Yes	Yes	Yes	Yes
KC approval	Yes	Yes	Yes	Yes
Suitable for safety functions	Yes; e.g. installation of emergency stop	Yes; e.g. installation of emergency stop	Yes; e.g. installation of emergency stop	Yes; e.g. installation of emergency stop

PC-based Automation

Industrial PC

Devices for special requirements

System components for fully enclosed IP65 devices > Extension units and operator controls

Technical specifications (continued)

Article number	6AV7674-1LA32-0AA0 Extension Unit 12" PROFINET	6AV7674-1LA42-0AA0 Extension Unit 15" PROFINET	6AV7674-1LA52-0AA0 Extension Unit 19" PROFINET	6AV7674-1LA62-0AA0 Extension Unit 22" PROFINET
Ambient conditions				
Ambient temperature during operation				
• min.	0 °C	0 °C	0 °C	0 °C
• max.	50 °C	50 °C	50 °C	50 °C
Ambient temperature during storage/transportation				
• min.	-20 °C	-20 °C	-20 °C	-20 °C
• max.	60 °C	60 °C	60 °C	60 °C
Altitude during operation relating to sea level				
• Installation altitude above sea level, max.	2 000 m	2 000 m	2 000 m	2 000 m
Relative humidity				
• Operation, max.	90 %; no condensation	90 %; no condensation	90 %; no condensation	90 %; no condensation
Cables				
Cable length	30 m; Max. for emergency stop	30 m; Max. for emergency stop	30 m; Max. for emergency stop	30 m; Max. for emergency stop
Mechanics/material				
Material				
• Aluminum	Yes	Yes	Yes	Yes
Enclosure material (front)				
• Aluminum	Yes; Knockout covered with black film	Yes; Knockout covered with black film	Yes; Knockout covered with black film	Yes; Knockout covered with black film
Dimensions				
Width	313 mm	396 mm	462 mm	527 mm
Height	99 mm	99 mm	99 mm	99 mm
Depth	100.65 mm	100.65 mm	100.65 mm	100.65 mm
Weights				
Weight without packaging	2.2 kg	2.5 kg	2.7 kg	2.8 kg
Scope of supply				
Delivery quantity in pieces	1	1	1	1
Components included	Power supply connectors and 8-pole plug-in connectors for safety-related inputs	Power supply connectors and 8-pole plug-in connectors for safety-related inputs	Power supply connectors and 8-pole plug-in connectors for safety-related inputs	Power supply connectors and 8-pole plug-in connectors for safety-related inputs
Article number	6AV7674-1LA33-0AA0 Extension Unit 12" PROFISAFE	6AV7674-1LA43-0AA0 Extension Unit 15" PROFISAFE	6AV7674-1LA53-0AA0 Extension Unit 19" PROFISAFE	6AV7674-1LA63-0AA0 Extension Unit 22" PROFISAFE
General information				
Product type designation	Extension Unit 12" PROFIsafe	Extension Unit 15" PROFIsafe	Extension Unit 19" PROFIsafe	Extension Unit 22" PROFIsafe
Control elements				
With parameterizable keys	Yes	Yes	Yes	Yes
Installation type/mounting				
Mounting	For mounting on a 16:9 HMI / IPC PRO device (lower part)	For mounting on a 16:9 HMI / IPC PRO device (lower part)	For mounting on a 16:9 HMI / IPC PRO device (lower part)	For mounting on a 16:9 HMI / IPC PRO device (lower part)
Mounting type	Screwed joint	Screwed joint	Screwed joint	Screwed joint
Rack mounting	No	No	No	No
Front mounting	No	No	No	No
Number of slots for command devices and signaling units	6	8	10	12
RFID reader can be installed	Yes; SIMATIC RF200 Access Control Reader RF1060R	Yes; SIMATIC RF200 Access Control Reader RF1060R	Yes; SIMATIC RF200 Access Control Reader RF1060R	Yes; SIMATIC RF200 Access Control Reader RF1060R
Supply voltage				
Type of supply voltage	DC	DC	DC	DC
Rated value (DC)	24 V	24 V	24 V	24 V
permissible range, lower limit (DC)	19.2 V	19.2 V	19.2 V	19.2 V
permissible range, upper limit (DC)	28.8 V	28.8 V	28.8 V	28.8 V
Input current				
Current consumption (rated value)	150 mA; without load	150 mA; without load	150 mA; without load	150 mA; without load

System components for fully enclosed IP65 devices > Extension units and operator controls

Technical specifications (continued)

Article number	6AV7674-1LA33-0AA0 Extension Unit 12" PROFISAFE	6AV7674-1LA43-0AA0 Extension Unit 15" PROFISAFE	6AV7674-1LA53-0AA0 Extension Unit 19" PROFISAFE	6AV7674-1LA63-0AA0 Extension Unit 22" PROFISAFE
Power				
Active power input, typ.	3 W; Additionally 0.1 W per control element with LED	3 W; Additionally 0.1 W per control element with LED	3 W; Additionally 0.1 W per control element with LED	3 W; Additionally 0.1 W per control element with LED
Interfaces				
Number of industrial Ethernet interfaces	2; For the construction of lines and rings without external switch	2; For the construction of lines and rings without external switch	2; For the construction of lines and rings without external switch	2; For the construction of lines and rings without external switch
Number of PROFINET interfaces	2; Incl. switch	2; Incl. switch	2; Incl. switch	2; Incl. switch
Protocols				
PROFIsafe	Yes; 1x SIL 2 (two-channel) or 2x SIL 3 (single-channel) emergency stop sensor	Yes; 1x SIL 2 (two-channel) or 2x SIL 3 (single-channel) emergency stop sensor	Yes; 1x SIL 2 (two-channel) or 2x SIL 3 (single-channel) emergency stop sensor	Yes; 1x SIL 2 (two-channel) or 2x SIL 3 (single-channel) emergency stop sensor
Redundancy mode				
Media redundancy				
- MRP	Yes	Yes		
Test commissioning functions				
Key and signal lamp test	Yes; automatically when switching on	Yes; automatically when switching on	Yes; automatically when switching on	Yes; automatically when switching on
Degree and class of protection				
IP65 (all-round)	Yes	Yes	Yes	Yes
NEMA (front)				
• Enclosure Type 4x at the front	Yes; All-round	Yes; All-round	Yes; All-round	Yes; All-round
Standards, approvals, certificates				
CE mark	Yes	Yes	Yes	Yes
UL approval	Yes	Yes	Yes	Yes
cULus	Yes	Yes	Yes	Yes
RCM (formerly C-TICK)	Yes	Yes	Yes	Yes
KC approval	Yes	Yes	Yes	Yes
Suitable for safety functions	Yes; e.g. installation of emergency stop	Yes; e.g. installation of emergency stop	Yes; e.g. installation of emergency stop	Yes; e.g. installation of emergency stop

PC-based Automation

Industrial PC

Devices for special requirements

System components for fully enclosed IP65 devices > Extension units and operator controls**Technical specifications** (continued)

Article number	6AV7674-1LA33-0AA0 Extension Unit 12" PROFISAFE	6AV7674-1LA43-0AA0 Extension Unit 15" PROFISAFE	6AV7674-1LA53-0AA0 Extension Unit 19" PROFISAFE	6AV7674-1LA63-0AA0 Extension Unit 22" PROFISAFE
Ambient conditions				
Ambient temperature during operation				
• min.	0 °C	0 °C	0 °C	0 °C
• max.	50 °C	50 °C	50 °C	50 °C
Ambient temperature during storage/transportation				
• min.	-20 °C	-20 °C	-20 °C	-20 °C
• max.	60 °C	60 °C	60 °C	60 °C
Altitude during operation relating to sea level				
• Installation altitude above sea level, max.	2 000 m	2 000 m	2 000 m	2 000 m
Relative humidity				
• Operation, max.	90 %; no condensation	90 %; no condensation	90 %; no condensation	90 %; no condensation
Mechanics/material				
Material				
• Aluminum	Yes	Yes	Yes	Yes
Enclosure material (front)				
• Aluminum	Yes; Knockout covered with black film	Yes; Knockout covered with black film	Yes; Knockout covered with black film	Yes; Knockout covered with black film
Dimensions				
Width	313 mm	396 mm	462 mm	527 mm
Height	99 mm	99 mm	99 mm	99 mm
Depth	100.65 mm	100.65 mm	100.65 mm	100.65 mm
Weights				
Weight without packaging	2.2 kg	2.5 kg	2.7 kg	2.8 kg
Scope of supply				
Delivery quantity in pieces	1	1	1	1
Components included	Power supply connector	Power supply connector	Power supply connector	Power supply connector

System components for fully enclosed IP65 devices > Extension units and operator controls

Technical specifications (continued)

Article number	6AV2185-8CE01-0AA0	6AV2185-8DE01-0AA0	6AV2185-8EE01-0AA0	6AV2185-8FE01-0AA0
	Extension Unit 12" KP12 PN	Extension Unit 15" KP12 PN	Extension Unit 19" KP12 PN	Extension Unit 22" KP12 PN
General information				
Product type designation	Extension Unit 12" KP12 PN	Extension Unit 15" KP12 PN	Extension Unit 19" KP12 PN	Extension Unit 22" KP12 PN
Control elements				
Version of actuating element	1x Key Panel 12	1x Key Panel 12	1x Key Panel 12	1x Key Panel 12
Operating principle of the actuating element	Tactile feedback	Tactile feedback	Tactile feedback	Tactile feedback
Functional lighting	Yes; Freely configurable colors: Red, green, blue, white, yellow	Yes; Freely configurable colors: Red, green, blue, white, yellow	Yes; Freely configurable colors: Red, green, blue, white, yellow	Yes; Freely configurable colors: Red, green, blue, white, yellow
With parameterizable keys	Yes	Yes	Yes	Yes
Connection type				
• Connection type of the safety-related contacts (emergency stop)	8-pin connector	8-pin connector	8-pin connector	8-pin connector
Installation type/mounting				
Mounting	For mounting on a 16:9 HMI / IPC PRO device (lower part)	For mounting on a 16:9 HMI / IPC PRO device (lower part)	For mounting on a 16:9 HMI / IPC PRO device (lower part)	For mounting on a 16:9 HMI / IPC PRO device (lower part)
Mounting type	Screwed joint	Screwed joint	Screwed joint	Screwed joint
Rack mounting	No	No	No	No
Front mounting	No	No	No	No
Number of slots for command devices and signaling units	3	5	6	8
RFID reader can be installed	Yes; SIMATIC RF200 Access Control Reader RF1060R	Yes; SIMATIC RF200 Access Control Reader RF1060R	Yes; SIMATIC RF200 Access Control Reader RF1060R	Yes; SIMATIC RF200 Access Control Reader RF1060R
Supply voltage				
Type of supply voltage	DC	DC	DC	DC
Rated value (DC)	24 V	24 V	24 V	24 V
permissible range, lower limit (DC)	19.2 V	19.2 V	19.2 V	19.2 V
permissible range, upper limit (DC)	28.8 V	28.8 V	28.8 V	28.8 V
Input current				
Current consumption (rated value)	150 mA; without load	150 mA; without load	150 mA; without load	150 mA; without load
Power				
Active power input, typ.	3.6 W; Additional 0.1 W per operator control with LED or 0.5 W per RGB illuminated pushbutton or 2.6 W per KP12	3.6 W; Additional 0.1 W per operator control with LED or 0.5 W per RGB illuminated pushbutton or 2.6 W per KP12	3.6 W; Additional 0.1 W per operator control with LED or 0.5 W per RGB illuminated pushbutton or 2.6 W per KP12	3.6 W; Additional 0.1 W per operator control with LED or 0.5 W per RGB illuminated pushbutton or 2.6 W per KP12
Interfaces				
Number of industrial Ethernet interfaces	2; For the construction of lines and rings without external switch	2; For the construction of lines and rings without external switch	2; For the construction of lines and rings without external switch	2; For the construction of lines and rings without external switch
Number of PROFINET interfaces	2; Incl. switch	2; Incl. switch	2; Incl. switch	2; Incl. switch
Protocols				
PROFINET	Yes	Yes	Yes	Yes
Redundancy mode				
Media redundancy				
- MRP	Yes	Yes	Yes	Yes
Degree and class of protection				
IP65 (all-round)	Yes	Yes	Yes	Yes
Standards, approvals, certificates				
CE mark	Yes	Yes	Yes	Yes
UL approval	Yes	Yes	Yes	Yes
cULus	Yes	Yes	Yes	Yes
RCM (formerly C-TICK)	Yes	Yes	Yes	Yes
KC approval	Yes	Yes	Yes	Yes
EAC (formerly Gost-R)	Yes; EAC	Yes; EAC	Yes; EAC	Yes; EAC
Suitable for safety functions	Yes; e.g. installation of emergency stop	Yes; e.g. installation of emergency stop	Yes; e.g. installation of emergency stop	Yes; e.g. installation of emergency stop

PC-based Automation

Industrial PC

Devices for special requirements

System components for fully enclosed IP65 devices > Extension units and operator controls**Technical specifications** (continued)

Article number	6AV2185-8CE01-0AA0	6AV2185-8DE01-0AA0	6AV2185-8EE01-0AA0	6AV2185-8FE01-0AA0
	Extension Unit 12" KP12 PN	Extension Unit 15" KP12 PN	Extension Unit 19" KP12 PN	Extension Unit 22" KP12 PN
Ambient conditions				
Ambient temperature during operation				
• min.	0 °C	0 °C	0 °C	0 °C
• max.	50 °C	50 °C	50 °C	50 °C
Ambient temperature during storage/transportation				
• min.	-20 °C	-20 °C	-20 °C	-20 °C
• max.	60 °C	60 °C	60 °C	60 °C
Altitude during operation relating to sea level				
• Installation altitude above sea level, max.	2 000 m	2 000 m	2 000 m	2 000 m
Relative humidity				
• Operation, max.	90 %; no condensation	90 %; no condensation	90 %; no condensation	90 %; no condensation
Cables				
Cable length	30 m; Max. for emergency stop	30 m; Max. for emergency stop	30 m; Max. for emergency stop	30 m; Max. for emergency stop
Mechanics/material				
Material				
• Aluminum	Yes	Yes	Yes	Yes
Enclosure material (front)				
• Aluminum	Yes; Knockout covered with black film	Yes; Knockout covered with black film	Yes; Knockout covered with black film	Yes; Knockout covered with black film
Dimensions				
Width	313 mm	396 mm	462 mm	527 mm
Height	99 mm	99 mm	99 mm	99 mm
Depth	100.65 mm	100.65 mm	100.65 mm	100.65 mm
Weights				
Weight without packaging	2.2 kg	2.5 kg	2.7 kg	2.8 kg
Scope of supply				
Delivery quantity in pieces	1	1	1	1
Components included	Power supply connectors and 8-pole plug-in connectors for safety-related inputs	Power supply connectors and 8-pole plug-in connectors for safety-related inputs	Power supply connectors and 8-pole plug-in connectors for safety-related inputs	Power supply connectors and 8-pole plug-in connectors for safety-related inputs

Technical specifications (continued)

Article number	6AV2185-8CE08-0AA0	6AV2185-8DE08-0AA0	6AV2185-8EE08-0AA0	6AV2185-8FE08-0AA0
	Extension Unit 12" KP24 PN	Extension Unit 15" KP36 PN	Extension Unit 19" KP36 PN	Extension Unit 22" KP48 PN
General information				
Product type designation	Extension Unit 12" KP24 PN	Extension Unit 15" KP36 PN	Extension Unit 19" KP36 PN	Extension Unit 22" KP48 PN
Control elements				
Version of actuating element	2x Key Panel 12	3x Key Panel 12	3x Key Panel 12	4x Key Panel 12
Operating principle of the actuating element	Tactile feedback	Tactile feedback	Tactile feedback	Tactile feedback
Functional lighting	Yes; Freely configurable colors: Red, green, blue, white, yellow	Yes; Freely configurable colors: Red, green, blue, white, yellow	Yes; Freely configurable colors: Red, green, blue, white, yellow	Yes; Freely configurable colors: Red, green, blue, white, yellow
With parameterizable keys	Yes	Yes	Yes	Yes
Connection type				
• Connection type of the safety-related contacts (emergency stop)	8-pin connector	8-pin connector	8-pin connector	8-pin connector
Installation type/mounting				
Mounting	For mounting on a 16:9 HMI / IPC PRO device (lower part)	For mounting on a 16:9 HMI / IPC PRO device (lower part)	For mounting on a 16:9 HMI / IPC PRO device (lower part)	For mounting on a 16:9 HMI / IPC PRO device (lower part)
Mounting type	Screwed joint	Screwed joint	Screwed joint	Screwed joint
Rack mounting	No	No	No	No
Front mounting	No	No	No	No
Number of slots for command devices and signaling units	0	0	0	0
RFID reader can be installed	No	No	No	No
Supply voltage				
Type of supply voltage	DC	DC	DC	DC
Rated value (DC)	24 V	24 V	24 V	24 V
permissible range, lower limit (DC)	19.2 V	19.2 V	19.2 V	19.2 V
permissible range, upper limit (DC)	28.8 V	28.8 V	28.8 V	28.8 V
Input current				
Current consumption (rated value)	150 mA; without load	150 mA; without load	150 mA; without load	150 mA; without load
Power				
Active power input, typ.	3.6 W; Additional 2.6 W per KP12	3.6 W; Additional 2.6 W per KP12	3.6 W; Additional 2.6 W per KP12	3.6 W; Additional 2.6 W per KP12
Interfaces				
Number of industrial Ethernet interfaces	2; For the construction of lines and rings without external switch	2; For the construction of lines and rings without external switch	2; For the construction of lines and rings without external switch	2; For the construction of lines and rings without external switch
Number of PROFINET interfaces	2; Incl. switch	2; Incl. switch	2; Incl. switch	2; Incl. switch
Protocols				
PROFINET	Yes	Yes	Yes	Yes
Redundancy mode				
Media redundancy				
- MRP	Yes	Yes	Yes	Yes
Degree and class of protection				
IP65 (all-round)	Yes	Yes	Yes	Yes
Standards, approvals, certificates				
CE mark	Yes	Yes	Yes	Yes
CSA approval			Yes	
UL approval	Yes	Yes	Yes	Yes
cULus	Yes	Yes		Yes
RCM (formerly C-TICK)	Yes	Yes	Yes	Yes
KC approval	Yes	Yes	Yes	Yes
EAC (formerly Gost-R)	Yes; EAC	Yes; EAC	Yes; EAC	Yes; EAC
Suitable for safety functions	Yes; e.g. installation of emergency stop	Yes; e.g. installation of emergency stop	Yes; e.g. installation of emergency stop	Yes; e.g. installation of emergency stop

PC-based Automation

Industrial PC

Devices for special requirements

System components for fully enclosed IP65 devices > Extension units and operator controls**Technical specifications** (continued)

Article number	6AV2185-8CE08-0AA0	6AV2185-8DE08-0AA0	6AV2185-8EE08-0AA0	6AV2185-8FE08-0AA0
	Extension Unit 12" KP24 PN	Extension Unit 15" KP36 PN	Extension Unit 19" KP36 PN	Extension Unit 22" KP48 PN
Ambient conditions				
Ambient temperature during operation				
• min.	0 °C	0 °C	0 °C	0 °C
• max.	50 °C	50 °C	50 °C	50 °C
Ambient temperature during storage/transportation				
• min.	-20 °C	-20 °C	-20 °C	-20 °C
• max.	60 °C	60 °C	60 °C	60 °C
Altitude during operation relating to sea level				
• Installation altitude above sea level, max.	2 000 m	2 000 m	2 000 m	2 000 m
Relative humidity				
• Operation, max.	90 %; no condensation	90 %; no condensation	90 %; no condensation	90 %; no condensation
Cables				
Cable length	30 m; Max. for emergency stop	30 m; Max. for emergency stop	30 m; Max. for emergency stop	30 m; Max. for emergency stop
Mechanics/material				
Material				
• Aluminum	Yes	Yes	Yes	Yes
Enclosure material (front)				
• Aluminum	Yes; Knockout covered with black film	Yes; Knockout covered with black film	Yes; Knockout covered with black film	Yes; Knockout covered with black film
Dimensions				
Width	313 mm	396 mm	462 mm	527 mm
Height	99 mm	99 mm	99 mm	99 mm
Depth	100.65 mm	100.65 mm	100.65 mm	100.65 mm
Weights				
Weight without packaging	2.2 kg	2.5 kg	2.7 kg	2.8 kg
Scope of supply				
Delivery quantity in pieces	1	1	1	1
Components included	Power supply connectors and 8-pole plug-in connectors for safety-related inputs	Power supply connectors and 8-pole plug-in connectors for safety-related inputs	Power supply connectors and 8-pole plug-in connectors for safety-related inputs	Power supply connectors and 8-pole plug-in connectors for safety-related inputs

Technical specifications (continued)

Article number	6AV2185-8CF01-0AA0	6AV2185-8DF01-0AA0	6AV2185-8EF01-0AA0	6AV2185-8FF01-0AA0
	Extension Unit 12" KP12F PN	Extension Unit 15" KP12F PN	Extension Unit 19" KP12F PN	Extension Unit 22" KP12F PN
General information				
Product type designation	Extension Unit 12" KP12F PN	Extension Unit 15" KP12F PN	Extension Unit 19" KP12F PN	Extension Unit 22" KP12F PN
Control elements				
Version of actuating element	1x Key Panel 12	1x Key Panel 12	1x Key Panel 12	1x Key Panel 12
Operating principle of the actuating element	Tactile feedback	Tactile feedback	Tactile feedback	Tactile feedback
Functional lighting	Yes; Freely configurable colors: Red, green, blue, white, yellow	Yes; Freely configurable colors: Red, green, blue, white, yellow	Yes; Freely configurable colors: Red, green, blue, white, yellow	Yes; Freely configurable colors: Red, green, blue, white, yellow
With parameterizable keys	Yes	Yes	Yes	Yes
Installation type/mounting				
Mounting	For mounting on a 16:9 HMI / IPC PRO device (lower part)	For mounting on a 16:9 HMI / IPC PRO device (lower part)	For mounting on a 16:9 HMI / IPC PRO device (lower part)	For mounting on a 16:9 HMI / IPC PRO device (lower part)
Mounting type	Screwed joint	Screwed joint	Screwed joint	Screwed joint
Rack mounting	No	No	No	No
Front mounting	No	No	No	No
Number of slots for command devices and signaling units	3	5	6	8
RFID reader can be installed	Yes; SIMATIC RF200 Access Control Reader RF1060R	Yes; SIMATIC RF200 Access Control Reader RF1060R	Yes; SIMATIC RF200 Access Control Reader RF1060R	Yes; SIMATIC RF200 Access Control Reader RF1060R
Supply voltage				
Type of supply voltage	DC	DC	DC	DC
Rated value (DC)	24 V	24 V	24 V	24 V
permissible range, lower limit (DC)	19.2 V	19.2 V	19.2 V	19.2 V
permissible range, upper limit (DC)	28.8 V	28.8 V	28.8 V	28.8 V
Input current				
Current consumption (rated value)	150 mA; without load	150 mA; without load	150 mA; without load	150 mA; without load
Power				
Active power input, typ.	3.6 W; Additional 0.1 W per operator control with LED or 0.5 W per RGB illuminated pushbutton or 2.6 W per KP12	3.6 W; Additional 0.1 W per operator control with LED or 0.5 W per RGB illuminated pushbutton or 2.6 W per KP12	3.6 W; Additional 0.1 W per operator control with LED or 0.5 W per RGB illuminated pushbutton or 2.6 W per KP12	3.6 W; Additional 0.1 W per operator control with LED or 0.5 W per RGB illuminated pushbutton or 2.6 W per KP12
Interfaces				
Number of industrial Ethernet interfaces	2; For the construction of lines and rings without external switch	2; For the construction of lines and rings without external switch	2; For the construction of lines and rings without external switch	2; For the construction of lines and rings without external switch
Number of PROFINET interfaces	2; Incl. switch	2; Incl. switch	2; Incl. switch	2; Incl. switch
Protocols				
PROFIsafe	Yes; 1x SIL 2 (two-channel) or 2x SIL 3 (single-channel) emergency stop sensor	Yes; 1x SIL 2 (two-channel) or 2x SIL 3 (single-channel) emergency stop sensor	Yes; 1x SIL 2 (two-channel) or 2x SIL 3 (single-channel) emergency stop sensor	Yes; 1x SIL 2 (two-channel) or 2x SIL 3 (single-channel) emergency stop sensor
Redundancy mode				
Media redundancy				
- MRP	Yes	Yes	Yes	Yes
Degree and class of protection				
IP65 (all-round)	Yes	Yes	Yes	Yes
Standards, approvals, certificates				
CE mark	Yes	Yes	Yes	Yes
UL approval	Yes	Yes	Yes	Yes
cULus	Yes	Yes	Yes	Yes
RCM (formerly C-TICK)	Yes	Yes	Yes	Yes
KC approval	Yes	Yes	Yes	Yes
EAC (formerly Gost-R)	Yes; EAC	Yes; EAC	Yes; EAC	Yes; EAC
Suitable for safety functions	Yes; e.g. installation of emergency stop	Yes; e.g. installation of emergency stop	Yes; e.g. installation of emergency stop	Yes; e.g. installation of emergency stop

PC-based Automation

Industrial PC

Devices for special requirements

System components for fully enclosed IP65 devices > Extension units and operator controls

Technical specifications (continued)

Article number	6AV2185-8CF01-0AA0	6AV2185-8DF01-0AA0	6AV2185-8EF01-0AA0	6AV2185-8FF01-0AA0			
	Extension Unit 12" KP12F PN	Extension Unit 15" KP12F PN	Extension Unit 19" KP12F PN	Extension Unit 22" KP12F PN			
Ambient conditions							
Ambient temperature during operation							
• min.	0 °C	0 °C	0 °C	0 °C			
• max.	50 °C	50 °C	50 °C	50 °C			
Ambient temperature during storage/transportation							
• min.	-20 °C	-20 °C	-20 °C	-20 °C			
• max.	60 °C	60 °C	60 °C	60 °C			
Altitude during operation relating to sea level							
• Installation altitude above sea level, max.	2 000 m	2 000 m	2 000 m	2 000 m			
Relative humidity							
• Operation, max.	90 %; no condensation	90 %; no condensation	90 %; no condensation	90 %; no condensation			
Mechanics/material							
Material							
• Aluminum	Yes	Yes	Yes	Yes			
Enclosure material (front)							
• Aluminum	Yes; Knockout covered with black film	Yes; Knockout covered with black film	Yes; Knockout covered with black film	Yes; Knockout covered with black film			
Dimensions							
Width	313 mm	396 mm	462 mm	527 mm			
Height	99 mm	99 mm	99 mm	99 mm			
Depth	100.65 mm	100.65 mm	100.65 mm	100.65 mm			
Weights							
Weight without packaging	2.2 kg	2.5 kg	2.7 kg	2.8 kg			
Scope of supply							
Delivery quantity in pieces	1	1	1	1			
Components included	Power supply connector	Power supply connector	Power supply connector	Power supply connector			
Article number	6AV7674-1MA00-0AA0	6AV7674-1MB00-0AA0	6AV7674-1MG00-0AA0	6AV7674-1MC00-0AA0	6AV7674-1MD00-0AA0	6AV7674-1ME00-0AA0	6AV7674-1MF00-0AA0
	E-Stop Pushbutton for Ext. Unit	Illuminated Pushbutton for Ext. Unit	Illum. pushbutton for ext.unit (1NO+1NC)	Indicator Light for Ext. Unit	Selector Switch for Ext. Unit	Key-operated Switch for Ext. Unit	USB interface for extension unit
General information							
Product type designation	EMERGENCY STOP mushroom pushbutton for Extension Unit	Illuminated pushbutton for Extension Unit	Illuminated pushbutton for Extension Unit (1 NC contact / 1 NO contact)	Indicator light for Extension Unit	Selector switch for Extension Unit	Key-operated switch for Extension Unit	USB interface for Extension Unit
Control elements							
Version of actuating element	Conical mushroom pushbutton	Pushbutton with flat button	Pushbutton with flat button	Flat lens	Rotary handle, 3 switch positions	3 switch positions (withdrawal positions)	Latching
Operating principle of the actuating element	Latching, rotate to unlatch	Momentary contact	Momentary contact		Latching	Latching	
Shape of actuating element	Round	Round	Round	Round	Round	Round	
Illuminant	No; Cannot be illuminated	Yes; Can be illuminated	Yes; Can be illuminated	Yes; Can be illuminated	Yes; Can be illuminated	No; Cannot be illuminated	
• Type of light source		Translucent white (different colors are created using the colored disk supplied)	Translucent white (different colors are created using the colored disk supplied)	Translucent white (different colors are created using the colored disk supplied)	Translucent white		
• Color of light source							
Contact configuration	2 NC contacts	1 NO contact	1 NC contact, 1 NO contact		2 NO contacts	2 NO contacts	
Connection type							
• USB							Yes; USB 2.0 type A
• Cable length							0.7 m

System components for fully enclosed IP65 devices > Extension units and operator controls

Technical specifications (continued)

Article number	6AV7674-1MA00-0AA0	6AV7674-1MB00-0AA0	6AV7674-1MG00-0AA0	6AV7674-1MC00-0AA0	6AV7674-1MD00-0AA0	6AV7674-1ME00-0AA0	6AV7674-1MF00-0AA0
	E-Stop Pushbutton for Ext. Unit	Illuminated Pushbutton for Ext. Unit	Illum. pushbutton for ext. unit (1NO+1NC)	Indicator Light for Ext. Unit	Selector Switch for Ext. Unit	Key-operated Switch for Ext. Unit	USB interface for extension unit
Installation type/mounting							
Mounting type	Threaded ring	Threaded ring	Threaded ring	Threaded ring	Threaded ring	Threaded ring	Threaded ring
Front mounting	Yes; Front plate attachment in an Extension Unit for 16:9 PRO devices						
Supply voltage							
Rated value (DC)	24 V	24 V	24 V	24 V	24 V	24 V	
Input current							
Current consumption (rated value)	100 mA	100 mA	100 mA	100 mA	100 mA	100 mA	
EMC							
Emission of radio interference acc. to EN 55 011							
• Limit class A, for use in industrial areas	No	No	No	No	No	No	Yes
Degree and class of protection							
IP65 (all-round)							Yes; IP65 fully enclosed (when protective cover is closed)
IP (at the front)	IP65 (on front) to EN60529 and NEMA4	IP65 (on front) to EN60529 and NEMA4	IP65 (on front) to EN60529 and NEMA4	IP65 (on front) to EN60529 and NEMA4	IP65 (on front) to EN60529 and NEMA4	IP65 (on front) to EN60529 and NEMA4	IP20 when protective cover is open
Standards, approvals, certificates							
CE mark	Yes	Yes	Yes	Yes	Yes	Yes	Yes
UL approval	Yes; Only in combination with Extension Unit	Yes; Only in combination with Extension Unit	Yes; Only in combination with Extension Unit	Yes; Only in combination with Extension Unit	Yes; Only in combination with Extension Unit	Yes; Only in combination with Extension Unit	Yes
cULus	Yes; Only in combination with Extension Unit	Yes; Only in combination with Extension Unit	Yes; Only in combination with Extension Unit	Yes; Only in combination with Extension Unit	Yes; Only in combination with Extension Unit	Yes; Only in combination with Extension Unit	Yes
RCM (formerly C-TICK)	Yes; Only in combination with Extension Unit	Yes; Only in combination with Extension Unit	Yes; Only in combination with Extension Unit	Yes; Only in combination with Extension Unit	Yes; Only in combination with Extension Unit	Yes; Only in combination with Extension Unit	Yes
KC approval							Yes
EAC (formerly Gost-R)							Yes
Suitable for safety functions	Yes; TÜV IEC 60947-5-x	No	No	No	No	No	
Ambient conditions							
Ambient temperature during operation							
• min.	0 °C	0 °C	0 °C	0 °C	0 °C	0 °C	0 °C
• max.	50 °C	50 °C	50 °C	50 °C	50 °C	50 °C	50 °C
Ambient temperature during storage/transportation							
• min.	-20 °C	-20 °C	-20 °C	-20 °C	-20 °C	-20 °C	-20 °C
• max.	60 °C	60 °C	60 °C	60 °C	60 °C	60 °C	60 °C
Altitude during operation relating to sea level							
• Installation altitude above sea level, max.	3 500 m	3 500 m	3 500 m	3 500 m	3 500 m	3 500 m	3 500 m
Relative humidity							
• Operation, max.	90 %	90 %	90 %	90 %	90 %	90 %	90 %
• Condensation permissible	No	No	No	No	No	No	No
Runs under operating system							
• other							Yes; Windows 7 Ultimate 32-bit / 64-bit, MUI; Windows Embedded Standard 7 E/P, 32-bit / 64-bit
Cables							
Cable length							0.5 m
smallest bending radius							0 mm

PC-based Automation

Industrial PC

Devices for special requirements

System components for fully enclosed IP65 devices > Extension units and operator controls**Technical specifications** (continued)

Article number	6AV7674-1MA00-0AA0	6AV7674-1MB00-0AA0	6AV7674-1MG00-0AA0	6AV7674-1MC00-0AA0	6AV7674-1MD00-0AA0	6AV7674-1ME00-0AA0	6AV7674-1MF00-0AA0
	E-Stop Pushbutton for Ext. Unit	Illuminated Pushbutton for Ext. Unit	Illum. pushbutton for ext. unit (1NO+1NC)	Indicator Light for Ext. Unit	Selector Switch for Ext. Unit	Key-operated Switch for Ext. Unit	USB interface for extension unit
Mechanics/material							
Material							aluminum
• Plastic	Yes	Yes	Yes	Yes	Yes	Yes	
Material of the actuating element	plastic	plastic	plastic	plastic	plastic	plastic	
Material of the front ring	plastic	plastic	plastic	plastic	plastic	plastic	
Enclosure color (front)		Colorless	Colorless	Colorless	gray	gray	Silver-metallic
Color of the front ring	Yellow	Silver-metallic	Silver-metallic	Silver-metallic	Silver-metallic	Silver-metallic	
Service life							
• Number of operating cycles, keys	50 000	1 000 000	1 000 000		300 000	50 000	1 500; Insertion cycles
Dimensions							
Height of housing front	33.2 mm	9.85 mm	9.85 mm	9.85 mm	22.24 mm	45.1 mm	
Overall depth							10 mm
Mounting diameter	22.3 mm	22.3 mm	22.3 mm	22.3 mm	22.3 mm	22.3 mm	22.3 mm
Weights							
Weight without packaging	50 g	50 g	50 g	50 g	50 g	50 g	0.13 g
Weight incl. packaging	100 g	100 g	100 g	100 g	100 g	100 g	0.14 g
Scope of supply							
Delivery quantity in pieces	1	1	1	1	1	1; Including 2 keys	
Components included							USB socket with cable and connector, threaded ring
• Number of colored lenses		5; colorless, red, yellow, green, blue	5; colorless, red, yellow, green, blue	5; colorless, red, yellow, green, blue			
Other							
Target devices	Suitable for Extension Units of the 16:9 HMI/IPC PRO devices (refer to manual)	Suitable for Extension Units of the 16:9 HMI/IPC PRO devices (refer to manual)	Suitable for Extension Units of the 16:9 HMI/IPC PRO devices (refer to manual)	Suitable for Extension Units of the 16:9 HMI/IPC PRO devices (refer to manual)	Suitable for Extension Units of the 16:9 HMI/IPC PRO devices (refer to manual)	Suitable for Extension Units of the 16:9 HMI/IPC PRO devices (refer to manual)	Suitable for Extension Units of the 16:9 HMI/IPC PRO devices (refer to manual)
Usable in the following products							
• Product 1	6AV7674-1LA31-0AA0	6AV7674-1LA31-0AA0	6AV7674-1LA31-0AA0	6AV7674-1LA31-0AA0	6AV7674-1LA31-0AA0	6AV7674-1LA31-0AA0	6AV7674-1LA41-0AA0
• Product 2	6AV7674-1LA41-0AA0	6AV7674-1LA41-0AA0	6AV7674-1LA41-0AA0	6AV7674-1LA41-0AA0	6AV7674-1LA41-0AA0	6AV7674-1LA41-0AA0	6AV7674-1LA51-0AA0
• Product 3	6AV7674-1LA51-0AA0	6AV7674-1LA51-0AA0	6AV7674-1LA51-0AA0	6AV7674-1LA51-0AA0	6AV7674-1LA51-0AA0	6AV7674-1LA51-0AA0	6AV7674-1LA61-0AA0
• Product 4	6AV7674-1LA61-0AA0	6AV7674-1LA61-0AA0	6AV7674-1LA61-0AA0	6AV7674-1LA61-0AA0	6AV7674-1LA61-0AA0	6AV7674-1LA61-0AA0	
• Product 5	6AV7674-1LA32-0AA0	6AV7674-1LA32-0AA0	6AV7674-1LA32-0AA0	6AV7674-1LA32-0AA0	6AV7674-1LA32-0AA0	6AV7674-1LA32-0AA0	
• Product 6	6AV7674-1LA42-0AA0	6AV7674-1LA42-0AA0	6AV7674-1LA42-0AA0	6AV7674-1LA42-0AA0	6AV7674-1LA42-0AA0	6AV7674-1LA42-0AA0	
• Product 7	6AV7674-1LA52-0AA0	6AV7674-1LA52-0AA0	6AV7674-1LA52-0AA0	6AV7674-1LA52-0AA0	6AV7674-1LA52-0AA0	6AV7674-1LA52-0AA0	
• Product 8	6AV7674-1LA62-0AA0	6AV7674-1LA62-0AA0	6AV7674-1LA62-0AA0	6AV7674-1LA62-0AA0	6AV7674-1LA62-0AA0	6AV7674-1LA62-0AA0	
• Product 9		6AV7674-1LA33-0AA0	6AV7674-1LA33-0AA0	6AV7674-1LA33-0AA0			
• Product 10		6AV7674-1LA43-0AA0	6AV7674-1LA43-0AA0	6AV7674-1LA43-0AA0			
• Product 11		6AV7674-1LA53-0AA0	6AV7674-1LA53-0AA0	6AV7674-1LA53-0AA0			
• Product 12		6AV7674-1LA63-0AA0	6AV7674-1LA63-0AA0	6AV7674-1LA63-0AA0			

Ordering data	Article No.	Ordering data	Article No.
Extension Units for 16:9 PRO devices		Operator controls	
Extension Unit Hardwired		Emergency stop button	6AV7674-1MA00-0AA0
• 12"	6AV7674-1LA31-0AA0	Illuminated pushbutton	
• 15"	6AV7674-1LA41-0AA0	• One NO contact	6AV7674-1MB00-0AA0
• 19"	6AV7674-1LA51-0AA0	• One NO contact and one NC contact	6AV7674-1MG00-0AA0
• 22"	6AV7674-1LA61-0AA0	Indicator light	6AV7674-1MC00-0AA0
Extension Unit PROFINET		Selector switch	6AV7674-1MD00-0AA0
• 12"	6AV7674-1LA32-0AA0	Key-operated switch	6AV7674-1ME00-0AA0
• 15"	6AV7674-1LA42-0AA0	Accessories	
• 19"	6AV7674-1LA52-0AA0	USB port for front mounting in Extension Unit	6AV7674-1MF00-0AA0
• 22"	6AV7674-1LA62-0AA0	USB 2.0 type A, IP65 degree of protection with closed protective cover, cable and plug	
Extension Unit PROFIsafe		Insert labels for self-inscription	6AV7674-1LB30-0AA0
• 12"	6AV7674-1LA33-0AA0	Label holders for self-inscription	6AV7674-1LB20-0AA0
• 15"	6AV7674-1LA43-0AA0		
• 19"	6AV7674-1LA53-0AA0		
• 22"	6AV7674-1LA63-0AA0		
Extension Unit box			
• 12"	6AV7674-1LA30-0AA0		
• 15"	6AV7674-1LA40-0AA0		
• 19"	6AV7674-1LA50-0AA0		
• 22"	6AV7674-1LA60-0AA0		
Extension Unit Advanced PROFINET ¹⁾			
• 12" KP12 PN	6AV2185-8CE01-0AA0		
• 15" KP12 PN	6AV2185-8DE01-0AA0		
• 19" KP12 PN	6AV2185-8EE01-0AA0		
• 22" KP12 PN	6AV2185-8FE01-0AA0		
• 12" KP24 PN	6AV2185-8CE08-0AA0		
• 15" KP36 PN	6AV2185-8DE08-0AA0		
• 19" KP36 PN	6AV2185-8EE08-0AA0		
• 22" KP48 PN	6AV2185-8FE08-0AA0		
Extension Unit Advanced PROFIsafe ¹⁾			
• 12" KP12F PN	6AV2185-8CF01-0AA0		
• 15" KP12F PN	6AV2185-8DF01-0AA0		
• 19" KP12F PN	6AV2185-8EF01-0AA0		
• 22" KP12F PN	6AV2185-8FF01-0AA0		

¹⁾ Max. two Extension Units possible as extension

Scope of delivery

Extension Units Hardwired:

- 1 Extension Unit
- 1 plug connector, 16-pin, for interface X12
- 1 plug connector, 12-pin, for interface X11
- 1 plug connector, 8-pin, for interface X10
- 1 power supply terminal for 24 V DC
- 4 bolts M4x20 for mounting the Extension Unit on the SIMATIC PRO device

PROFINET Extension Units:

- 1 Extension Unit
- 1 plug connector, 8-pin, for interface X10
- 1 power supply connector for 24 V DC
- 4 bolts M4x20 for mounting the Extension Unit on the SIMATIC PRO device

Additional information is available on the Internet at:


<https://www.siemens.com/simatic-hmi-pro>

PC-based Automation


Industrial PC

Devices for special requirements

System components for fully enclosed IP65 devices > Extension components

Overview***Stainless steel keyboard and keyboard shelf***

HMI accessories, metal keyboard



HMI accessories, metal keyboard

Extension components

The extension components are part of the system components for PRO devices and complement the portfolio of devices with all-round protection. These components in combination with the basic devices enable customers to implement a large variety of operating scenarios.

The following products are available as extension components:

- Keyboard shelf for PRO devices
- Keyboard tray for PRO devices
- USB keyboard INT, KV25605 INOX with IP67 USB plug
- USB keyboard GER, KV25605 INOX with IP67 USB plug

Technical specifications

Article number	6AV7674-1LX00-0AA0 USB Interface for Pro Devices
General information	
Product type designation	USB interface for PRO devices
Connection type	
• USB	Yes; USB 2.0 type A
• Cable length	0.5 m
Installation type/mounting	
Mounting	Integrated by means of cover on the side of the basic adapter.
EMC	
Emission of radio interference acc. to EN 55 011	
• Limit class A, for use in industrial areas	Yes
Degree and class of protection	
IP65 (all-round)	Yes; IP65 fully enclosed (when protective cover is closed)
IP (at the front)	IP20 when protective cover is open
Standards, approvals, certificates	
CE mark	Yes
Ambient conditions	
Ambient temperature during operation	
• min.	0 °C
• max.	50 °C
Ambient temperature during storage/transportation	
• min.	-20 °C
• max.	60 °C
Altitude during operation relating to sea level	
• Installation altitude above sea level, max.	3 500 m

Article number	6AV7674-1LX00-0AA0 USB Interface for Pro Devices
Relative humidity	
• Operation, max.	90 %
• Condensation permissible	No
Cables	
Cable length	0.5 m
Mechanics/material	
Material	Brass, nickel-plated
Enclosure material (front)	USB cover: Anodized aluminum, cover for basic adapter: Aluminum, powder-coated, RAL 9006
Enclosure color (front)	Silver-metallic
Service life	
• Number of operating cycles, keys	1 500; Insertion cycles
Dimensions	
Enclosure diameter	22.5 mm; Hole diameter in the cover for the basic adapter
Overall depth	20 mm
Weights	
Weight without packaging	0.25 kg
Weight incl. packaging	0.53 g
Scope of supply	
Delivery quantity in pieces	1
Components included	USB socket with cable and connector, cover for the basic adapter, bolts for fastening
Other	
Usable in the following products	
• Product 1	6AV7674-1KA00-0AA0

PC-based Automation

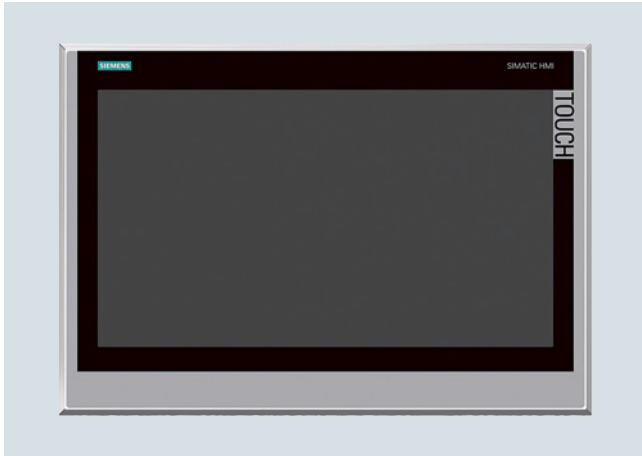
Industrial PC

Devices for special requirements

System components for fully enclosed IP65 devices > Extension components

Ordering data	Article No.
Keyboard shelf for PRO devices Tilttable, incl. 2-way USB port; color: silver	6AV7674-1NF01-0AA0
Keyboard tray for PRO devices Tilttable, incl. 2-way USB port; color: silver	6AV7674-1NG00-0AA0
USB port for PRO devices Cable and connector, USB 2.0 type A. IP65 degree of protection if protective cover is closed. Integrated via cover on the side of the basic adapter	6AV7674-1LX00-0AA0
Handles for PRO devices For optimum handling and haptics when positioning and tilting the HMI PRO device. Universally adjustable from 12" to 22".	6AV7674-1LB10-0AA0

Overview



SIMATIC ITC1900 INOX

The Industrial Thin Client with touch screen and stainless steel front is designed for use in the food and beverage industry, the pharmaceuticals industry, fine chemicals and in other hygiene areas for machine-level operator control and monitoring.

For this reason, the devices with stainless steel front have been developed in compliance with EN 1672-2 "Food processing machinery – Safety and hygiene requirements".

Technical specifications

Article number	6AV6646-8AC10-0AA0 SIMATIC ITC1900 INOX
General information	
Product type designation	ITC1900 INOX
Display	
Design of display	TFT widescreen display, LED backlighting
Screen diagonal	18.5 in
Display width	409.8 mm
Display height	230.4 mm
Number of colors	16 777 216
Resolution (pixels)	
• Horizontal image resolution	1 366 Pixel
• Vertical image resolution	768 Pixel
Backlighting	
• Type of backlighting	LED, dimmable
• Backlight dimmable	Yes; 5-100 %
Touch operation	
• Design as touch screen	Yes
• Monitor keyboard	Yes
Installation type/mounting	
Built-in unit	Yes
Supply voltage	
Type of supply voltage	24 V DC
permissible range, lower limit (DC)	19.2 V
permissible range, upper limit (DC)	28.8 V
Input current	
Current consumption, max.	1.3 A
Starting current inrush I _t	0.5 A ² ·s
Interfaces	
Number of industrial Ethernet interfaces	1
Number of USB interfaces	2; on rear
Connection for keyboard/mouse	USB
Industrial Ethernet	
• Transmission rate, max.	1 000 Mbit/s
Protocols	
Protocols (Ethernet)	
• TCP/IP	Yes
• DHCP	Yes
• SNMP	Yes
• DCP	Yes
• LLDP	Yes
WEB characteristics	
• HTTP	Yes
• HTML	Yes; HTML5
• XML	Yes
• CSS	Yes
• JavaScript	Yes
Protocols (terminal link)	
• Sm@rtServer	Yes
• RDP	Yes
• VNC viewer	Yes
• Citrix	No
• SINUMERIK	Yes
Degree and class of protection	
IP (at the front)	IP66K
NEMA (front)	
• Enclosure Type 4x at the front	Yes; indoor use only

PC-based Automation

Industrial PC

Devices for special requirements

Devices with stainless steel front > SIMATIC Industrial Thin Client INOX

Technical specifications (continued)

Article number	6AV6646-8AC10-0AA0 SIMATIC ITC1900 INOX
Standards, approvals, certificates	
CE mark	Yes
cULus	Yes
Use in hazardous areas	
• ATEX Zone 2	Yes
• ATEX Zone 22	Yes
• IECEx Zone 2	Yes
• IECEx Zone 22	Yes
• cULus Class I Zone 1	No
• cULus Class I Zone 2, Division 2	Yes
Ambient conditions	
Ambient temperature during operation	
• min.	0 °C
• max.	45 °C
Ambient temperature during storage/transportation	
• min.	-20 °C
• max.	60 °C
Relative humidity	
• Operation, max.	70 %
Software	
Web browser	Yes
PDF reader	Yes
Configuration	
Configuration	
• Local	Yes
• Remote	Yes; With Remote Configuration Center (RCC) as of V2.0
Languages	
Online languages	
• Number of online/runtime languages	2; german / english
Peripherals/Options	
Printer	No
USB memory	Yes; USB storage medium can be connected
Additional software components loadable	No
Mechanics/material	
Enclosure material (front)	
• Aluminum	No
• Stainless steel	Yes
Dimensions	
Width of the housing front	483 mm
Height of housing front	337 mm
Mounting cutout, width	465 mm
Mounting cutout, height	319 mm
Overall depth	73 mm
Weights	
Weight without packaging	8.5 kg
Weight incl. packaging	9.1 kg

Ordering data

Article No.

SIMATIC ITC1900 INOX

With accessory pack comprising:

- Clamping frame
- Device seal
- Tension jack
- Terminal
- Installation instructions

6AV6646-8AC10-0AA0

The device seals can be replaced using the corresponding service packages from the accessories.

More information

Customized modifications

- Customized design (logo, type designation and membrane color)
- Protection against condensation and corrosive gases

Quotation preparation

Customized automation specialists define the product modifications precisely in accordance with customer requirements.

The quotation is then prepared with:

- Non-recurring costs
- Prototype costs
- Serial device prices and
- The general conditions in the form of a product agreement (e.g. minimum quantity).

The defined device can then be ordered easily using this product agreement and a customer-specific order number.

Overview



19" INOX PRO with pedestal, front view

SIMATIC IFP1900 INOX PRO

Industrial Flat Panel in fully enclosed stainless steel housing with high degree of protection for machine-level operation and monitoring in the food and beverage, pharmaceutical and fine chemicals industries and in other areas where hygienic requirements are high.

The device has been developed on the basis of EN 1672-2 "Food processing machinery – Safety and hygiene requirements".

With its fully enclosed design and optional expansion modules, the SIMATIC PRO devices are eminently suitable for industrial and machine-level use.

The INOX PRO devices with their stainless steel housing are compact and hygienically designed and feature integrated operating elements. They are also even better equipped to meet the high requirements presented by the food and beverage production environment. IP66K degree of protection protects against water, even with a jet strength of 100 l/min at 10 bar from a distance of 2.5 m to 3 m.

The optimized profile and minimal housing depth allow liquids to run off.

The high quality requirements in the food and beverages industry demand a high standard of the food processing machinery. There are many relevant regulations, directives, ordinances, standards and laws. Essential here is that all equipment and components are easy to clean and disinfect so that cross-contamination of foodstuffs can be avoided.

Technical specifications

IFP1900 INOX PRO		
Special features	Pedestal mounting	Support arm mounting
General features		
Display	18.5" TFT widescreen display	
Resolution (pixels)	1 366 x 768	
MTBF of backlit display (at 25°C)	50,000 h	
Power supply	24 V DC	
Equipment		
Touch	Analog-resistive touch (single touch)	
Control elements	2 x illuminated pushbutton with LED (red, green), 1 x emergency off; permanently wired on terminals	
Option	External, USB interface on rear with captive stainless steel lock	
Special features	Flange adapter for pedestal	Flange adapter for support arm
Configuration / interfaces		
Based on SIMATIC IFP1900 (6AV7863-3MA20-0AA0)		
1 x DisplayPort interface		
1 x Ethernet interface (RJ45) up to 1 Mbit/s		
2 x USB interface		
For connecting to an IPC427D with these system requirements: <ul style="list-style-type: none"> • Configuration 1:1, without multi-monitor mode • RAM min. 2 GB • Operating systems Windows 7, WES7 • Ethernet with min. 100 Mbit/s 		
Enclosure		
Front	Stainless steel 1.4301, polyester-based membrane	
Material	Stainless steel 1.4301	
Surface	Hairline finish, 240 grit abrasive grain	
Device seals	FPM, molded parts, replaceable	
Special features	Decorative display membrane; without USB port on front	
Ambient conditions		
Degree of protection, complete	IP66K, enclosure type 4 and 4x (indoor use only)	
Ambient temperature during operation	0 ... +45 °C	
Relative humidity during operation	Max. 95 %, no condensation	
Transport temperature / storage temperature / humidity	- 20°C ... + 60°C / 10 % to 90 % without condensation	
Approvals and inspections	CE; hygiene testing according to EN 1672-2	
Approvals (planned)	RCM (previously C-Tick)/KC/CUL	
Sector	Food & beverages, pharmaceuticals industry, cosmetics industry, fine chemicals, other hygiene areas	
Dimensions		
External dimensions (W x H x D in mm)	544 x 430.7 x 136	544 x 430.7 x 136
Depth of enclosure only (without flange and operator controls) in mm	80	80
Weight, net	15.5 kg	15.5 kg
Special features	Flange adapter for pedestal	Flange adapter for support arm
The other specifications correspond to the basic unit (MLFB)		
SIMATIC IFP1900 (6AV7863-3MA20-0AA0)		

PC-based Automation

Industrial PC

Devices for special requirements

Devices with stainless steel front > SIMATIC Industrial Flat Panel IFP1900 INOX PRO

Ordering data

Article No.

SIMATIC IFP1900 INOX PRO for pedestal mounting

19"; with accessory pack comprising:
Documentation and driver CD, product information; terminals; Quickinstall Guide

6AV7484-6AB00-0AA0

SIMATIC IFP1900 INOX PRO for support-arm mounting

19"; with accessory pack comprising:
Documentation and driver CD, product information; terminals; Quickinstall Guide

6AV7484-6AB10-0AA0

Accessories

Mounting packages are provided as accessories for mounting the devices on the support system. The device seals can be replaced using the corresponding service packages from the accessories.

See "System components for devices with all-round IP65 protection"

More information

More information is available on the Internet at:

<http://www.siemens.com/inox-pro-hmi-devices>

Customized modifications

- Customized design (logo, type designation and membrane color)
- Other display sizes
- Changes to the operator controls
- Further certificates and approvals

Quotation preparation

Customized automation specialists define the product modifications precisely in accordance with customer requirements.

The quotation is then prepared with:

- Non-recurring costs
- Prototype costs
- Serial device prices and
- The general conditions in the form of a product agreement (e.g. minimum quantity).

The defined device can then be ordered easily using this product agreement and a customer-specific order number.

Overview



SIMATIC Industrial Flat Panel IFP2200 INOX MT ETH

The Industrial Flat Panel (Ethernet monitor) with its projective-capacitive touch screen for multi-finger operation and stainless steel front is designed for use in the food and beverage, pharmaceutical, and fine chemicals industries as well as in other hygienic areas for machine level operator control and monitoring.

For this reason, these stainless steel front devices have been developed in compliance with EN 1672-2 "Food processing machinery – Safety and hygiene requirements".

Technical specifications

Article number	6AV7485-6BE00-0AA0 SIMATIC FLAT PANEL 22" INOX MT ETH
General information	
Product type designation	IFP2200 INOX
Short designation	Flat Panel 22" INOX multi-touch Ethernet
Display	
Design of display	TFT widescreen display, LED backlighting
Screen diagonal	21.5 in
Screen diagonal [cm]	56 cm
Display width	476 mm
Display height	268 mm
On Screen Display (OSD) configuration	No; Adjustable by means of software
Number of colors	16 777 216; 24 bit
Viewing angle	170° x 170°
Resolution (pixels)	
• Horizontal image resolution	1 920 Pixel
• Vertical image resolution	1 080 Pixel
• Pixel size, horizontal	0.2475 mm
• Pixel size, vertical	0.2475 mm
General features	
• Brightness/contrast	250 cd/m ² / 1 000:1
• Luminance	250 cd/m ²
Backlighting	
• Type of backlighting	LED
• MTBF backlighting (at 25 °C)	50 000 h; At 25°C
• Backlight dimmable	Yes; 0-100 %
Keyboard fonts	
• Function keys	No
- Number of function keys	0
Touch operation	
• Design as touch screen	Yes; Projective-capacitive
• Design as multi-touch screen	Yes
• Monitor keyboard	Yes
Installation type/mounting	
Built-in unit	Yes; Portrait mode possible
maximum permitted forward tilt angle from vertical	35°
maximum permitted backward tilt angle from vertical	35°
Supply voltage	
Type of supply voltage	DC
Rated value (DC)	24 V
permissible range, lower limit (DC)	19.2 V
permissible range, upper limit (DC)	28.8 V
Power loss	
Power loss, typ.	40 W
Power loss, max.	65 W
Interfaces	
Number of industrial Ethernet interfaces	1; Ethernet, 1 port, RJ45
USB on the rear	Yes; 2x onboard
Video interfaces	
• analog video signal (VGA)	No
• DisplayPort	Yes; DisplayPort V1.1
Touch interfaces	
• USB	Yes
Industrial Ethernet	
• Transmission rate, max.	1 000 Mbit/s

PC-based Automation

Industrial PC

Devices for special requirements

Devices with stainless steel front > SIMATIC Industrial Flat Panel IFP2200 INOX MT ETH

Technical specifications (continued)

Article number	6AV7485-6BE00-0AA0 SIMATIC FLAT PANEL 22" INOX MT ETH
Degree and class of protection	
IP (at the front)	IP6x/IPx6K/IPx9
IP (rear)	IP20
NEMA (front)	
• Enclosure Type 4x at the front	No; Available soon
Standards, approvals, certificates	
CE mark	Yes
cULus	No; Available soon
RCM (formerly C-TICK)	No; Available soon
KC approval	No
EAC (formerly Gost-R)	No
Use in hazardous areas	
• ATEX Zone 2	No; Available soon
• ATEX Zone 22	No; Available soon
• FM Class I Division 2	No; Available soon
Marine approval	
• Germanischer Lloyd (GL)	No
• American Bureau of Shipping (ABS)	No
• Bureau Veritas (BV)	No
• Det Norske Veritas (DNV)	No
• Lloyds Register of Shipping (LRS)	No
• Nippon Kaiji Kyokai (Class NK)	No
Ambient conditions	
Ambient temperature during operation	
• min.	0 °C
• max.	45 °C; Vertical installation (horizontal)
Ambient temperature during storage/transportation	
• min.	-20 °C
• max.	60 °C
Vibrations	
• Vibration load in operation	10 m/s ²
• Vibration load during transport/ storage	10 m/s ²
Shock testing	
• Shock load during operation	150 m/s ²
• shock acceleration during storage/ transport	150 m/s ²
Mechanics/material	
Enclosure material (front)	
• Glass	Yes
Dimensions	
Width of the housing front	544 mm
Height of housing front	345 mm
Mounting cutout, width	513 mm; Tolerance: +1 mm
Mounting cutout, height	315 mm; Tolerance: +1 mm
Overall depth	62.5 mm
Weights	
Weight without packaging	8 kg
Weight incl. packaging	9.1 kg

Ordering data

SIMATIC IFP2200 INOX MT ETH

With accessory pack comprising:

- Clamping frame
- Device seal
- Mounting clamp
- Terminal
- Installation instructions

Article No.

6AV7485-6BE00-0AA0

The device seals can be replaced using the corresponding service packages from the accessories.

More information

Customized modifications

- Neutral design (black, no logo, type designation)
- Protection against condensation and corrosive gases

Quotation preparation

Customized automation specialists define the product modifications precisely in accordance with customer requirements.

The quotation is then prepared with:

- Non-recurring costs
- Prototype costs
- Serial device prices
- General conditions in the form of a product agreement (e.g. minimum quantity)

The defined device can then be ordered easily using this product agreement and a customer-specific order number.

Overview



Configured Nanopanel PC in fully enclosed stainless steel housing with high degree of protection for machine-level operation and monitoring in the food and beverage, pharmaceutical and fine chemicals industries and in other areas of hygiene.

The device has been developed on the basis of EN 1672-2 "Food processing machinery – Safety and hygiene requirements".

With its fully enclosed design and optional expansion modules, the SIMATIC PRO devices are eminently suitable for industrial and machine-level use.

The INOX PRO devices feature stainless steel housing and a compact, hygienic design, and are equipped to meet the high requirements presented by the food and beverage production environment. IP66K degree of protection protects against water, even with a jet strength of 100 l/min at 10 bar from a distance of 2.5 m to 3 m.

The optimized profile and minimal housing depth allow liquids to run off.

The high quality requirements in the food and beverages industry demand a high standard of the food processing machinery. There are many relevant regulations, directives, ordinances, standards and laws. Essential here is that all equipment and components are easy to clean and disinfect.

The INOX PRO devices with stainless steel front have a 240 grit hairline finish, and are thus suitably smooth to allow micro-organisms to be sufficiently removed during cleaning. On the front, the membrane covering the display cutout is tested with regard to its resistance to chemicals, has minimal grooves and gaps in which micro-organisms could settle, and also provides shatter protection for the display. The rear covers have an innovative sealing design with replaceable compression seals. This prevents liquids from seeping through.

Technical specifications

IPC277E 19" INOX PRO		
Special features	Pedestal mounting	Support arm mounting
General features		
Display	18.5" TFT widescreen display	
Resolution (pixels)	1 366 x 768	1 366 x 768
MTBF of backlit display (at 25°C)	50 000 h	50 000 h
Power supply	24 V DC	24 V DC
Equipment		
Touch	Analog-resistive touch	
Option	External, USB interface on rear with captive stainless steel lock	
Special features	Flange adapter for pedestal	
Configuration / interfaces		
Based on SIMATIC IPC277E, configured (6AV7882-0EB30-2LA0)		
Celeron N2930, 8 GB RAM 8 GB CFAST		
WES 7 SP1 64-bit, English		
Without RTX/HMI software		
2 x 10/100/1000 Mbps Ethernet RJ45		
1 x USB 3.0, 2 x USB V2.0; without serial (COM1)		
CFAST slot		
Enclosure		
Front	Stainless steel 1.4301, polyester-based membrane	Stainless steel 1.4301, polyester-based membrane
Material	Stainless steel 1.4301	Stainless steel 1.4301
Surface	Hairline finish, 240 grit abrasive grain	Hairline finish, 240 grit abrasive grain
Device seals	FPM, molded parts, replaceable	FPM, molded parts, replaceable
Special features	Decorative display membrane; without USB port on front	Decorative display membrane; without USB port on front
Ambient conditions		
Degree of protection, fully enclosed	IP66, enclosure type 4 and 4x (indoor use only)	
Ambient temperature during operation	0 ... +45 °C	
Relative humidity during operation	Max. 95 %, no condensation	
Transport temperature / storage temperature / humidity	- 20°C ... + 60°C / 10 % to 90 % without condensation	
Approvals and inspections	CE, UL, IECEx, ATEX Zone 2/22 Hygiene inspection on the basis of EN 1672-2	
Approvals (planned)	RCM (previously C-Tick)/KC/CUL	
Sector	Food & beverages, pharmaceuticals industry, cosmetics industry, fine chemicals, other hygiene areas	
Dimensions		
External dimensions (W x H x D in mm)	544 x 430.7 x 136	544 x 430.7 x 136
Depth of enclosure only (without flange and operator controls) in mm	80	80
Weight, net	15.5 kg	15.5 kg
Special features	Flange adapter for pedestal	Flange adapter for support arm

PC-based Automation

Industrial PC

Devices for special requirements

Devices with stainless steel front > SIMATIC IPC277E 19" INOX PRO

Ordering data	Article No.
SIMATIC IPC277E 19" INOX PRO for pedestal mounting Device with accessory pack. Accessory pack comprising: operating system license, product information, terminals in the accessory pack, Quickinstall Guide	6AV7484-5AB00-0AA0
SIMATIC IPC277E 19" INOX PRO for support arm mounting Device with accessory pack. Accessory pack comprising: operating system license, product information, terminals in the accessory pack, Quickinstall Guide	6AV7484-5AB10-0AA0
Accessories Assembly kit for pedestal mounting Assembly kit comprising tube, straight, 40 mm internal diameter, 500 mm long with welded flange, seal, screws and product information	6AV7675-1GB00-0AA0
Assembly kit for support arm mounting Assembly kit comprising tube, straight, 40 mm internal diameter, 500 mm long with welded flange, adapter to support arm, 2 x flange seals for support arm, 8 x screws for flange, plus product information	6AV7675-1GB10-0AA0
Service pack for devices with pedestal mounting Service pack comprising seal for SERVICE FLAP, seal for pedestal flange, screws, connecting terminals 24 V DC, I/O	6AV7675-1JD20-0AA0
Service pack for devices with support arm mounting Service pack comprising seal for SERVICE FLAP, flange seal, adapter seal, screws, connecting terminals 24 V DC, I/O	6AV7675-1JD20-1AA0
Service Pack 2 Service Pack 2 comprising rear cover seal, flange seal, 4 x screws for flange mounting and 4 x replacement screws for rear cover, connecting terminal 24 V DC	6AV7675-1JD21-0AA0

More information

Note:

Customized modifications

- Customized design (logo, type designation and membrane color)
- Other display sizes
- Further certificates and approvals

Quotation preparation

SIMATIC HMI specialists define the product modifications precisely in accordance with customer requirements. The quotation is then prepared with:

- Non-recurring costs
- Prototype costs
- Serial device prices and
- The general conditions in the form of a product agreement (e.g. minimum quantity).
- The defined device can then be ordered easily using this product agreement and a customer-specific order number.

More information is available on the Internet at:

<http://www.siemens.com/inox-pro-hmi-devices>

Overview

The SIMATIC HMI Ex devices are intrinsically safe Panel PCs and thin clients that have been specially designed for hazardous areas. The intrinsically-safe design allows simple installation on site. The variety of certification allows use in many parts of the world without further approvals.

The devices are fanless and permit completely maintenance-free installation without batteries or rotating parts.

Available as HMI devices for hazardous areas "Zone 1" and "Zone 2" are:

- SIMATIC HMI Panel PC Ex NG
- SIMATIC HMI Panel PC Ex OG
- SIMATIC HMI Panel PC Ex
- SIMATIC HMI Thin Client Ex NG
- SIMATIC HMI Thin Client Ex OG
- SIMATIC HMI Thin Client Ex2

Further SIMATIC HMI devices are also available for the "Zone 2/22" hazardous area and can be found in the "Operator panels" chapter:

- SIMATIC HMI Comfort Panels

PC-based Automation

Industrial PC

Devices for special requirements

Devices for hazardous areas > SIMATIC HMI Panel PC Ex NG

Overview



SIMATIC HMI Panel PC Ex NG

The new generation SIMATIC HMI Panel PC Ex NG has been specially developed for use in the pharmaceutical, chemical and life science industries, but can also be used in many other areas since it satisfies the requirements for operator control and monitoring directly in hazardous areas.

Due to the 22" and 24" display diagonals, these devices are ideal for showing plant and process information provided from systems such as PCS.

A modern Intel ATOM E3845 Quad Core processor is used with this SIMATIC HMI Panel PC Ex NG.

Highlights:

- High degree of industrial functionality and industrial front panels
 - Single-touch fronts 22" (1 680 x 1 050), 24" (1 920 x 1 080) and 24" WU (1 920 x 1 200)
 - -30 °C up to 55 °C ambient temperature in operation
 - Resistive Touch Display 300 cd/m²
 - Built-in unit optional stainless steel enclosure or GMP/ cleanroom
- Certificates for hazardous area
 - IECEx, ATEX Zones 1, 21 and 2, 22
 - Class 1, Division 2
 - NEC
 - CEC
 - KGS
 - TR
 - Certificates for marine applications DNV / GL
- High system performance in hazardous areas
 - Intel Bay Trail (BT) 1.91 GHz Quad Core

Technical specifications

SIMATIC HMI Panel PC Ex NG	
General features	
Design	Built-in unit
Fronts	
Display diagonal	<ul style="list-style-type: none"> • 22" (1 680 x 1 050) 16:10, • 24" (1 920 x 1 080) 16:9 and • 24" WU (1 920 x 1 200) 16:10
Resolution	1 680 x 1 050 or 1 920 x 1 080 or 1 920 x 1 200
Number of colors	16.7 million
Brightness	<ul style="list-style-type: none"> • Standard display 300 cd/m²
Contrast	1 000:1
MTBF backlight	LED backlight approx. 50 000 h
Single-touch	Resistive? 5-wire glass or membrane touch
Computing unit	
Processor	ATOM E3845, Intel Bay Trail (BT)? 1.91 GHz? Quad Core
Main memory	4 GB RAM
Operating system	
Windows Embedded Standard 7 (64-bit)	Pre-installed
Windows 7 Ultimate (64-bit)	Pre-installed
Drives	
Mass storage	32 GB SSD, 64 GB SSD, 128 GB SSD MLC
Interfaces	
Ethernet	<ul style="list-style-type: none"> • 10/100BaseTX - copper Ethernet or • 2x 10/100BaseTX - 2x copper Ethernet or • 1000BaseSX - Fiber Optic Ethernet or • 1000BaseLX - Fiber Optic Ethernet or • 100BaseFX - Fiber Optic Ethernet
USB	2 x USB (Ex ia), 1 x USB (Ex e), 2 x USB (Ex ia) (keyboard, pointer instrument)
Serial	1 x RS 232 (Ex e)
Audio	1 x audio line out (Ex e)
Barcode	Optionally via USB
Bluetooth	Optionally via USB

SIMATIC HMI Panel PC Ex NG	
Power supply	
<ul style="list-style-type: none"> • 230 V AC • 24 V DC 	<ul style="list-style-type: none"> • Yes (100 – 240 V AC) • Yes; optional
Ambient conditions	
Temperature	<ul style="list-style-type: none"> • -20 °C ... +55 °C • -30 °C ... +55 °C with heater • Storage -40 °C ... +70 °C
Relative humidity during operation	+55 °C (±2 °C) ≥ 95%, according to IEC 60068-2-30 : 2005
Degree of protection	IP66 front, IP65 rear? optionally according to GMP
Vibration	Operation: 5 to 13.2 Hz: ± 1 mm 13.2 to 100 Hz: ± 0.7 g
Shock	Operation: 15 g / 11 ms
Miscellaneous	
Power consumption at 24 V DC	Typ. 50 W / 100 W at O30 / max. 150 W (typ. 170 BTU / 341 BTU at O30 / max. 510 BTU)
Weight / Size	
Weights	
Dimensions (W x H x D)	<ul style="list-style-type: none"> • 22": 660 mm x 475 mm x 110 mm • 24": 660 mm x 475 mm x 110 mm
Approvals	
IECEX	<ul style="list-style-type: none"> • Ex e q [ia op is Ga] IIC T4 Gb? • Ex tb IIIC [ia op is Da] IP65 T110 °C Db
ATEX	<ul style="list-style-type: none"> • II 2(1) G Ex e q [ia op is Ga] IIC T4 Gb II 2(1) D • Ex tb IIIC [ia op is Da] IP65 T110 °C Db
NEC	Class I, Zone 1 AEx e q [ia] IIC T4 Gb
CEC	Ex e q [ia] IIC T4 Gb Class I, Division 2
TR	<ul style="list-style-type: none"> • 1Ex e q [ia op is Ga] IIC T4 Gb X • Ex tb IIIC [ia op is Da] IP65 T110 °C Db
KGS	<ul style="list-style-type: none"> • Ex e q IIC T4 • Ex tb IIIC IP64 T110 °C • Ex ia IIC T4 • Ex ia IIIB T110 °C

PC-based Automation

Industrial PC

Devices for special requirements

Devices for hazardous areas > SIMATIC HMI Panel PC Ex NG

Ordering data

SIMATIC HMI Panel PC Ex NG

Display

- 22", 1 680 x 1 050, 16:10 format, Zone 1
- 24", 1 920 x 1 080, 16:9 format, Zone 1
- 24", 1 920 x 1 200, 16:10 format, Zone 1
- 22", 1 680 x 1 050, 16:10 format, Zone 2
- 24", 1 920 x 1 080, 16:9 format, Zone 2
- 24", 1 920 x 1 200, 16:10 format, Zone 2
- 22", 1 680 x 1 050, 16:10 format, non-Ex
- 24", 1 920 x 1 080, 16:9 format, non-Ex
- 24", 1 920 x 1 200, 16:10 format, non-Ex

Network

- 10/100BaseTX - copper Ethernet
- 2 x 10/100BaseTX - 2 x copper Ethernet
- 1000BaseSX - Fiber Optic Ethernet
- 1000BaseLX - Fiber Optic Ethernet
- 100BaseFX - Fiber Optic Ethernet

Mass storage / main memory / operating system

- 32 GB SSD, 4 GB RAM, Windows 7 Ultimate 64-bit
- 64 GB SSD, 4 GB RAM, Windows 7 Ultimate 64-bit
- 128 GB SSD MLD, 4 GB RAM, Windows 7 Ultimate 64-bit
- 32 GB SSD, 4 GB RAM, Windows Embedded Standard 7 (WES 7) 64-bit
- 64 GB SSD, 4 GB RAM, Windows Embedded Standard 7 (WES 7) 64-bit
- 128 GB SSD MLD, 4 GB RAM, Windows Embedded Standard 7 (WES 7) 64-bit

Touch and front design

- Without touch, panel mount with aluminum front
- Analog-resistive, polyester membrane with aluminum front
- Analog-resistive, glass touch with aluminum front

Enclosure type and material

- No enclosure
- Cleanroom enclosure front door (CFR), SS304
- Front door enclosure (FR), SS304
- Back door enclosure (BD), SS304

Article No.

Article No.	6	7	8	9	0	A	B	C	D	E	F	G	H	J
6AV7200-	6													
Display						A	B	C	D	E	F	G	H	J
Network						A	B	C	D	E				
Mass storage / main memory / operating system					0	1	2	3	4	5				
Touch and front design					0	1	2							
Enclosure type and material					0	1	2	3						

Article No.

SIMATIC HMI Panel PC Ex NG

Keyboard with housing / layout

- No keyboard
- Keyboard housing SS304; layout DE
- Keyboard housing SS304; layout US
- Keyboard housing SS304; layout FR
- Keyboard housing SS304; layout CH
- Keyboard housing SS304; layout ES
- Keyboard housing SS304; layout SI
- Keyboard housing SS304; layout FR-BE

Integrated mouse / trackball

- No mouse / trackball
- Trackball 50 mm IP54
- Trackball (SS304) 50 mm IP54
- Touchpad
- Joystick
- Mouse module

Mounting options

- Without, front panel fastening only
- Direct wall mounting
- Fastener for pedestal or elbow on enclosure bottom
- Fastener for ceiling or elbow mounting on enclosure top part

Additional options

- 24 V DC power supply
- Outdoor to -20 °C for enclosure
- Outdoor to -30 °C
- Emergency off button 8003 right, only with enclosure
- Emergency off button 8003 left, only with enclosure

Accessories

USB flash drive

- Intrinsically safe, 16 GB
- Intrinsically safe, 16 GB with recovery and backup function
- Non-intrinsically safe, 16 GB with recovery and backup function

Pedestal

- 60.3 mm; requires enclosure
- 60.3 mm; with corner brace; requires enclosure
- Large (88.9 mm); requires enclosure
- Extra large (114 mm); requires enclosure

Bracket (elbow)

- Requires enclosure

Article No.	6	7	8	9	0	A	B	C	D	E	F	G	H
6AV7200-	6												
Keyboard with housing / layout						A	B	C	D	E	F	G	H
Integrated mouse / trackball						A	B	C	D	E	F		
Mounting options					0	1	2	3					
Additional options						A01	B01	C01	D01	E01			
USB flash drive						6AV7675-0FX00-0AA0	6AV7675-0FX10-0AA0	6AV7675-0FX20-0AA0					
Pedestal						6AV7675-0KE00-0AA0	6AV7675-0KF00-0AA0	6AV7675-0KG00-0AA0	6AV7675-0KH00-0AA0				
Bracket (elbow)						6AV7675-0KJ00-0AA0							

Note:

Please assemble the required IPC configuration using the TIA Selection Tool or configuration editor in the Industry Mall in order to ensure suitability; we do not accept any liability for configurations compiled by users themselves.

You can find additional information on the Internet at:

<http://www.siemens.com/simatic-hmi-ex>

Overview



SIMATIC HMI Panel PC Ex OG with international approvals for operator control and monitoring in hazardous areas.

Technical specifications

SIMATIC HMI Panel PC Ex OG	
General features	
Design	Panel PC, stand-alone device for use outdoors
Front	15" 4:3 or 21.5" 16:9
Resolution	1 024 x 768 or 1 920 x 1 080
Number of colors	16.7 million
Brightness	<ul style="list-style-type: none"> Standard display 350 cd/m² Sunlight-readable display 21.5", 1 000 cd/m² Sunlight-readable display 15", 1 200 cd/m²
MTBF backlight	LED backlight approx. 50 000 h (70 000 h at 25 °C)
Multi-touch	Capacitive
Keys	8 function keys (capacitive)
Computing unit	
Processor	Intel Core i7-3517UE with 1.7 GHz
Main memory	4 GB or 8 GB RAM
Operating system	
Windows 7 Ultimate	Pre-installed
WES 7 P	Pre-installed
Drives	
Mass storage	SSD with <ul style="list-style-type: none"> • 240 GB • 480 GB
Interfaces	
Ethernet	<ul style="list-style-type: none"> • 2 x Ethernet 10/100/1000 Base Tx (Ex e) or • FO 100 Base Fx 100 Mb (Ex op is)
USB	1 x USB (Ex e). 3 x USB (Ex ia)
Serial	1x RS 232/RS 422/RS 485 (Ex e)
DVI	1 x DVI Out (Ex e)
Barcode	1 x reader interface (external barcode scanner/reader)
Bluetooth	1 x (optional)
Power supply	
<ul style="list-style-type: none"> • 230 V AC • 24 V DC 	<ul style="list-style-type: none"> • Standard (100 - 240 V AC) • Optional
Ambient conditions	
Temperature	<ul style="list-style-type: none"> • Running operation: -10 °C to +65 °C • Optional: -40 °C to +65 °C • Storage: -40 °C to +70 °C
Relative humidity during operation	> 95% at +65 °C in accordance with IEC 60068-2-30
Degree of protection	IP66/4X all-round
Vibration	Operation: <ul style="list-style-type: none"> 3 Hz to 22 Hz: 1 mm 22 to 500 Hz: 9.8 m/s² = 1 g In accordance with EN 60068-2-6 and DNV Marine approval vibration class A
Shock	Operation: 15 g/11 mS
Miscellaneous	
Power consumption at 24 V DC	4.6 A (6.9 A in heating mode), (recommended fuses: 12 A)
Weight/size	
Weights	15" Zone 1; < 22.6 kg 21.5" Zone 1; < 34 kg
Dimensions (W x H x D)	15": 380 x 394 x 137 mm 21.5": 553 x 458 x 141 mm
Approvals	
ATEX, IECEx	<ul style="list-style-type: none"> • Gas: II 2 (1) G Ex e q [ia op is Ga] IIC T4 Gb • Dust: II 2 (1) D Ex tb [ia op is Da] IIIC T115°C Db
More, such as UL, NEC, CSA, coming soon	

PC-based Automation

Industrial PC

Devices for special requirements

Devices for hazardous areas > SIMATIC HMI Panel PC Ex OG

Ordering data

SIMATIC HMI Panel PC Ex OG

Display

- 15", 1 024 x 768, 4:3 format; Zone 1
- 21.5" Full HD, 1 920 x 1 080, format 16:9; Zone 1
- 15", 1 024 x 768, 4:3 format; Zone 2 and non-Ex
- 21.5" FullHD, 1 920 x 1 080, format 16:9; Zone 2 and non-Ex

Network

- 1 x 1000 Base TX – copper Ethernet in combination with WLAN
- 2 x 1000 Base TX – copper Ethernet not in combination with WLAN
- 2 x 1000 Base FX – fiber-optic Ethernet not in combination with WLAN

Mass storage/main memory

- 240 GB SSD, 4 GB RAM
- 240 GB SSD, 8 GB RAM
- 480 GB SSD, 8 GB RAM

Operating system

- Windows 7 Ultimate
- WES7 P

Display options

- Standard TFT, not touch; for 15" display only
- Sunlight-readable display 15", not touch
- Sunlight-readable display 21.5", not touch
- Standard TFT, capacitive glass touch, for 15" display only
- Sunlight-readable display 15", capacitive glass touch
- Sunlight-readable display 21.5", capacitive glass touch

Article No.

6AV7200 - 2 ■ ■ ■ ■ - ■ ■ ■ ■ A 0

A
B
C
D

A
B
C

1
2
3

1
2

1
2
3
4
5
6

Article No.

6AV7200 - 2 ■ ■ ■ ■ - ■ ■ ■ ■ A 0

A
B
C
D
E
F
G
H
J
K
L
M

SIMATIC HMI Panel PC Ex OG

Optional expansions ¹⁾

- No WLAN, no Bluetooth, no RFID
- WLAN 2.4 GHz, no Bluetooth, no RFID
- WLAN 2.4 GHz and 5 GHz, no Bluetooth, no RFID
- No WLAN, Bluetooth, no RFID
- WLAN 2.4 GHz, Bluetooth, no RFID
- WLAN 2.4 GHz and 5 GHz, Bluetooth, no RFID
- No WLAN, no Bluetooth, RFID, not for 15" display
- WLAN 2.4 GHz, no Bluetooth, RFID, not for 15" display
- WLAN 2.4 GHz and 5 GHz, no Bluetooth, RFID, not for 15" display
- No WLAN, Bluetooth, RFID, not for 15" display
- WLAN 2.4 GHz, Bluetooth, RFID, not for 15" display
- WLAN 2.4 GHz and 5 GHz, Bluetooth, RFID, not for 15" display

Additional options

- 24 V power supply
- CAN bus interface open CAN Ex e
- VESA 200 and table pedestal and bracket SS316L material
- Outdoor design E01, F01, G01 and H01 now listed under accessories

-A01
-B01
-C01

-D01

¹⁾ RFID option only with 21.5" display

Note:

Please assemble the required IPC configuration using the TIA Selection Tool or the configurator in the Industry Mall in order to ensure suitability; we do not accept any liability for configurations compiled by users themselves.

An adapter plate is required for mounting on the support arm systems of well-known manufacturers; see "System components for devices with all-round IP65 protection".

Ordering data	Article No.	More information
Accessories Digital KVM for HMI Thin Client Ex monitor option With 2 x USB, 2 x PS/2, 1 x VGA/DVI-i	6AV7675-0EX00-0AA0	Additional information is available on the Internet at: http://www.siemens.com/simatic-hmi-ex
USB drive <ul style="list-style-type: none"> Intrinsically safe, 16 GB Intrinsically safe, 16 GB with recovery function NOT intrinsically safe, 16 GB with recovery and backup function 	6AV7675-0FX00-0AA0 6AV7675-0FX10-0AA0 6AV7675-0FX20-0AA0	
Ethernet switch With FOC 4x 100Base Tx, 1x 100 Base (MTRJ), Fx Ex op is	6AV7675-0PX00-0AA0	
Pedestal	6AV7675-0KA00-0AA0	
Yoke Mount (fixing bracket)	6AV7675-0KB00-0AA0	
Sun roof <ul style="list-style-type: none"> For 15" For 21.5" 	6AV7675-0KC00-0AA0 6AV7675-0KD00-0AA0	
Keyboard <ul style="list-style-type: none"> DE layout, trackball US layout, trackball FR layout, trackball DE layout, touchpad US layout, touchpad FR layout, touchpad DE layout, joystick US layout, joystick FR layout, joystick Desktop keyboard US Zone 1, 2, 21, 22 Desktop keyboard DE Zone 1, 2, 21, 22 	6AV7675-0NA00-0AA0 6AV7675-0NB00-0AA0 6AV7675-0NC00-0AA0 6AV7675-0ND00-0AA0 6AV7675-0NE00-0AA0 6AV7675-0NG00-0AA0 6AV7675-0NH00-0AA0 6AV7675-0NJ00-0AA0 6AV7675-0NL00-0AA0 6AV7675-0NK00-0AA0 6AV7675-0NM00-0AA0	
Transportation in a wooden crate	6AV7675-0NP00-0AA0	

PC-based Automation

Industrial PC

Devices for special requirements

Devices for hazardous areas > SIMATIC HMI Panel PC Ex

Overview



SIMATIC HMI Panel PC Ex with international approvals for operation and monitoring in hazardous areas.

Notice:

Effective immediately, the SIMATIC Panel PC Ex will be supplied with a Quad-Core Intel Atom Processor E3845, thus enabling it to offer around four times the performance of the current Intel Atom N270 systems.

A new ordering configurator with the Article No. 6AV7200-4....-.... has been created:

Additional information is available on the Internet at:

<http://www.siemens.com/simatic-hmi-ex>

And in the Industry Mall:

<https://mall.industry.siemens.com>

Technical specifications

SIMATIC HMI Panel PC Ex	
General features	
Design	Panel PC built-in unit, protective enclosure available as an option
Front	15" and 19", optional 15" sunlight-readable displays
Operation	Touch with 8 function keys
Processor	Intel Atom E3845 with 1.91 GHz
Main memory	4 GB DDR2 SDRAM
Operating system, preinstalled and configured	Windows 7 MUI, Windows 7 Ultimate, WES7 E
Mass storage	32 GB SSD, 128 GB SSD
Power supply	24 V DC, max. 2.1 A (19")
Interfaces	
Ethernet	10/100 Mbit Ex e, or fiber-optics 100 Mbit (SC) Ex op is
USB 2.0	2 x Ex i, 2 x Ex e (Zone 1) or 2 x Ex nA (Zone 2)
Serial	1 x RS232 or 1 x RS422/485
Ambient conditions	
Degree of protection	IP66 at front, IP65 at rear, IP66 in protective enclosure
Ambient temperature during operation	- 20 °C ... + 50 °C (cold start -10 °C) with optional auxiliary heater down to - 30 °C
Relative humidity during operation	90 % at + 40 °C, no condensation

Technical specifications (continued)

SIMATIC HMI Panel PC Ex	
Approvals/directives	
Devices in version "Zone 1"	
ATEX directive 94/9/EC	
• Network 10/100 Base-Tx	II 2 (2) G Ex d e ia ib mb [ia ib] IIC T4 Gb II 2 (2) D Ex ia tb [ia ib] IIIC T80°C Db IP66
• Network 10/100 Base-Fx	II 2 (2) G Ex d e ia ib mb [ia ib op is] IIC T4 Gb II 2 (2) D Ex ia tb [ia ib op is] IIIC T80°C Db IP66
IECEX	
• Network 10/100 Base-Tx	Ex d e ia ib mb [ia ib] IIC T4 Gb Ex ia tb [ia ib] IIIC T80°C Db IP66
• Network 10/100 Base-Fx	Ex d e ia ib mb [ia ib op is] IIC T4 Gb Ex ia tb [ia ib op is] IIIC T80°C Db IP66
GOST-R	
• Network 10/100 Base-Tx	2 Ex d e ia ib mb [ia ib] IIC T4 DIP A21 TA80°C, IP66
• Network 10/100 Base-Fx	2 Ex d e ia ib mb [ia ib op is] IIC T4 DIP A21 TA80°C, IP66
CSA	
	Ex d e ia ib mb [ia ib] IIC T4 Gb, Type 4X, IP66 Class II, Division 1, Groups E, F, G, T80°C Ex ia tb [ia ib] IIIC T80°C Db, IP66
KGS	
	Ex d e ia ib mb [ia ib] IIC T4 Ex ia tb [ia ib] IIIC T80°C Db IP66
InMetro	
• Network 10/100 Base-Tx	Ex d e ia ib mb [ia ib] IIC T4 Gb Ex ia tb [ia ib] IIIC T80°C Db IP66
• Network 10/100 Base-Fx	Ex d e ia ib mb [ia ib op is] IIC T4 Gb Ex ia tb [ia ib op is] IIIC T80°C Db IP66
Device version "UL Class 1, Division 2"	
	Class 1, Division 2, Groups A, B, C, D Class 2, Division 2, Groups F, G Class 3, Hazardous Locations

SIMATIC HMI Panel PC Ex	
Devices in version "Zone 2"	
ATEX directive 94/9/EC	
• Network 10/100 Base-Tx	II 3 (2/3) G Ex d e ia ib mb nA [ib Gb] [ic] IIC T4 Gc II 3 (2/3) D Ex ia tc [ib Db] [ic] IIIC T80°C Dc IP66
• Network 10/100 Base-Fx	II 3 (2/3) G Ex d e ia ib mb nA [ib op is Gb] [ic] IIC T4 Gc II 3 (2/3) D Ex ia tc [ib op is Db] [ic] IIIC T80°C Dc IP66
IECEX	
• Network 10/100 Base-Tx	Ex d e ia ib mb nA [ib Gb] [ic] IIC T4 Gc Ex ia tc [ib Db] [ic] IIIC T80°C Dc IP66
• Network 10/100 Base-Fx	Ex d e ia ib mb nA [ib op is Gb] [ic] IIC T4 Gc Ex ia tc [ib op is Db] [ic] IIIC T80°C Dc IP66
GOST-R	
• Network 10/100 Base-Tx	2 Ex d e ia ib mb nA [ib][ic] IIC T4 DIP A21 TA80°C, IP66
• Network 10/100 Base-Fx	2 Ex d e ia ib mb nA [ib opis][ic] IIC T4 DIP A21 TA80°C, IP66
CSA	
	Ex d e ia ib mb nA [ib Gb] [ic] IIC T4 Gc, Type 4X, IP66 Class II, Division 2, Groups E, F, G, T80°C; Ex ia tc [ib ic] IIIC T80°C Dc, IP66
InMetro	
• Network 10/100 Base-Tx	Ex d e ia ib mb nA [ib Gb] [ic] IIC T4 Gc Ex ia tc [ib Db] [ic] IIIC T80°C Dc IP66
• Network 10/100 Base-Fx	Ex d e ia ib mb nA [ib op is Gb] IIC T4 Ex ia tc [ib op is Db] [ic] IIIC T80°C Dc IP66
Device version "UL Class 1, Division 2"	
	Class 1, Division 2, Groups A, B, C, D Class 2, Division 2, Groups F, G Class 3, Hazardous Locations
Dimensions	
Mounting dimensions (W x H x D)	15": 427.5 mm x 327.5 mm x 165 mm 19": 522.5 mm x 412.5 mm x 165 mm
Front dimensions (W x H)	15": 440 mm x 340 mm 19": 535 mm x 425 mm
Weight	
	15": 15 kg 19": 23 kg

PC-based Automation

Industrial PC

Devices for special requirements

Devices for hazardous areas > SIMATIC HMI Panel PC Ex

Ordering data

Article No.

SIMATIC HMI Panel PC Ex2

SIMATIC HMI Panel PC Ex;
4 x USB 2.0, 2 x RS 232/422;
power supply 24 V DC;
Intel Atom E3845; 1.91 GHz

Design / display size

- Zone 2: 15" touch with 8 function keys
- Zone 2: 19" touch with 8 function keys
- Zone 1: 15" touch with 8 function keys
- Zone 1: 19" touch with 8 function keys
- Zone 2: 15" touch, sunlight-readable with 8 function keys
- Zone 1: 15" touch, sunlight-readable with 8 function keys

Network

- 10/100 base Tx, Ex e
- 100 base Fx FOC (SC), Ex op is

Mass storage

- SSD 32 GB, 4 GB RAM
- SSD 128 GB MLC, 4 GB RAM

Operating system (pre-installed)

- Windows 7 Ultimate (64-bit)
- Windows 7 Embedded Standard 7 E 64-bit
- Without

Enclosure options

- Without protective enclosure
- Stainless steel enclosure for:
 - Wall mounting
 - Pedestal (incl. coupling, 300° rotation possible)
 - Suspension bracket (incl. coupling, 300° rotation possible)
 - Support arm (incl. coupling, 300° rotation possible)
 - Swivel arm from above (incl. coupling, 300° rotation possible)

External keyboard

- Without
- QWERTZ keyboard, mounted on protective enclosure
- QWERTY keyboard, mounted on protective enclosure
- AZERTY keyboard, mounted on protective enclosure
- QWERTZ keyboard with trackball, mounted on protective enclosure
- QWERTY keyboard with trackball, mounted on protective enclosure
- AZERTY keyboard with trackball, mounted on protective enclosure

Further options together with stainless steel enclosure

- Breather glands (to avoid build-up of condensation)
- Heater (2 x 50 W incl. temp. controller, only in protective enclosure)
- Handles, mounted (only in protective enclosure)
- Front USB (bottom) (only in protective enclosure)
- NPT thread for pedestal mounting (only in protective enclosure)

6AV7200 - 4 ■ ■ ■ ■ - ■ ■ ■ ■ A 0

A

B

C

D

E

F

A

B

0

1

0

1

2

0

1

2

3

4

5

A

B

C

D

E

F

G

-z A01

-z B01

-z C01

-z D01

-z G01

Article No.

Accessories

Digital KVM for HMI Thin Client Ex

6AV7675-0EX00-0AA0

USB drive

- Intrinsically safe, 16 GB
- Intrinsically safe, 16 GB with recovery function
- Not intrinsically safe, 16 GB with recovery and backup function

6AV7675-0FX00-0AA0

6AV7675-0FX10-0AA0

6AV7675-0FX20-0AA0

Ethernet switch

6AV7675-0PX00-0AA0

With FOC 4x 100Base Tx,
1x 100 Base (MTRJ), Fx Ex op is

Additional information is available on the Internet at:

<http://www.siemens.com/simatic-hmi-ex>

Overview



SIMATIC HMI Thin Client Ex NG

The new generation SIMATIC HMI Thin client Ex NG has been specially developed for use in the pharmaceutical, chemical and life science industries, but can also be used in many other areas since it satisfies the requirements for operator control and monitoring directly in hazardous areas.

Due to the 22" and 24" display diagonals, these devices are ideal for showing plant and process information provided from systems such as PCS.

Highlights:

- High degree of industrial functionality and industrial front panels
 - Single-touch fronts 22" (1 680 x 1 050), 24" (1 920 x 1 080) and 24" WU (1 920 x 1 200)
 - -30 °C up to 55 °C ambient temperature in operation
 - Resistive Touch Display 300 cd/m²
 - Built-in unit optional stainless steel enclosure or GMP/ cleanroom
- Certificates for hazardous area
 - IECEx, ATEX Zones 1, 21 and 2, 22
 - Class 1, Division 2
 - NEC
 - CEC
 - KGS
 - TR
 - Certificates for marine applications DNV / GL
- High system performance in hazardous areas
 - Intel Bay Trail (BT) 1.91 GHz Quad Core

Technical specifications

SIMATIC HMI Thin Client Ex NG	
General features	
Design	Built-in unit
Fronts	
Display diagonal	<ul style="list-style-type: none"> • 22" (1 680 x 1 050) 16:10, • 24" (1 920 x 1 080) 16:9 and • 24" WU (1 920 x 1 200) 16:10
Resolution	1 680 x 1 050 or 1 920 x 1 080 or 1 920 x 1 200
Number of colors	16.7 million
Brightness	• Standard display 300 cd/m ²
Contrast	1 000:1
MTBF backlight	LED backlight approx. 50 000 h
Single-touch	Resistive? 5-wire glass or membrane touch
Computing unit	
Processor	ATOM E3845, Intel Bay Trail (BT)? 1.91 GHz? Quad Core
Main memory	4 GB RAM
Operating system	
Windows 10 IoT Enterprise	Pre-installed
Image	Remote firmware
Drives	
Mass storage	64 GB SSD
Interfaces	
Ethernet	<ul style="list-style-type: none"> • 10/100BaseTX - copper Ethernet or • 2x 10/100BaseTX - 2x copper Ethernet or • 1000BaseSX - Fiber Optic Ethernet or • 1000BaseLX - Fiber Optic Ethernet or • 100BaseFX - Fiber Optic Ethernet
USB	2 x USB (Ex ia), 1 x USB (Ex e), 2 x USB (Ex ia) (keyboard, pointer instrument)
Serial	1 x RS 232 (Ex e)
Audio	1 x audio line out (Ex e)
Barcode	Optionally via USB
Bluetooth	Optionally via USB

SIMATIC HMI Thin Client Ex NG	
Power supply	<ul style="list-style-type: none"> • 230 V AC • 24 V DC
	<ul style="list-style-type: none"> • Yes (100 – 240 V AC) • Yes; optional
Ambient conditions	
Temperature	<ul style="list-style-type: none"> • -20 °C ... +55 °C • -30 °C ... +55 °C with heater • Storage -40 °C ... +70 °C
Relative humidity during operation	+55 °C (±2 °C) ≥ 95%, according to IEC 60068-2-30 : 2005
Degree of protection	IP66 front, IP65 rear? optionally according to GMP
Vibration	Operation: 5 to 13.2 Hz: ± 1 mm 13.2 to 100 Hz: ± 0.7 g
Shock	Operation: 15 g / 11 ms
Miscellaneous	
Power consumption at 24 V DC	Typ. 50 W / 100 W at O30 / max. 150 W (typ. 170 BTU / 341 BTU at O30 / max. 510 BTU)
Weight / Size	
Weights	
Dimensions (W x H x D)	<ul style="list-style-type: none"> • 22": 660 mm x 475 mm x 110 mm • 24": 660 mm x 475 mm x 110 mm
Approvals	
IECEX	<ul style="list-style-type: none"> • Ex e q [ia op is Ga] IIC T4 Gb? • Ex tb IIIC [ia op is Da] IP65 T110 °C Db
ATEX	<ul style="list-style-type: none"> • II 2(1) G Ex e q [ia op is Ga] IIC T4 Gb II 2(1) D • Ex tb IIIC [ia op is Da] IP65 T110 °C Db
NEC	Class I, Zone 1 AEx e q [ia] IIC T4 Gb
CEC	Ex e q [ia] IIC T4 Gb Class I, Division 2
TR	<ul style="list-style-type: none"> • 1Ex e q [ia op is Ga] IIC T4 Gb X • Ex tb IIIC [ia op is Da] IP65 T110 °C Db
KGS	<ul style="list-style-type: none"> • Ex e q IIC T4 • Ex tb IIIC IP64 T110 °C • Ex ia IIC T4 • Ex ia IIB T110 °C

PC-based Automation

Industrial PC

Devices for special requirements

Devices for hazardous areas > SIMATIC HMI Thin Client Ex NG

Ordering data

SIMATIC HMI Thin Client Ex NG

Article No.

6AV7200-	5	A	B	C	D	E	F	G	H	J	0	1	0	1	2	3
<u>Display</u>																
• 22", 1 680 x 1 050, 16:10 format, Zone 1																
• 24", 1 920 x 1 080, 16:9 format, Zone 1																
• 24", 1 920 x 1 200, 16:10 format, Zone 1																
• 22", 1 680 x 1 050, 16:10 format, Zone 2																
• 24", 1 920 x 1 080, 16:9 format, Zone 2																
• 24", 1 920 x 1 200, 16:10 format, Zone 2																
• 22", 1 680 x 1 050, 16:10 format, non-Ex																
• 24", 1 920 x 1 080, 16:9 format, non-Ex																
• 24", 1 920 x 1 200, 16:10 format, non-Ex																
<u>Network</u>																
• 10/100BaseTX - copper Ethernet																
• 2 x 10/100BaseTX - 2 x copper Ethernet																
• 1000BaseSX - Fiber Optic Ethernet																
• 1000BaseLX - Fiber Optic Ethernet																
• 100BaseFX - Fiber Optic Ethernet																
<u>Mass storage / main memory / operating system</u>																
• 64 GB SSD, 4 GB RAM, Windows 10 IoT & Remote Firmware V5																
• 128 GB SSD MLC, 4 GB RAM, Windows 10 IoT & Remote Firmware V5																
<u>Touch and front design</u>																
• Without touch, panel mount with aluminum front																
• Analog-resistive, polyester membrane with aluminum front																
• Analog-resistive, glass touch with aluminum front																
<u>Enclosure type and material</u>																
• No enclosure																
• Cleanroom enclosure front door (CFR), SS304																
• Front door enclosure (FR), SS304																
• Back door enclosure (BD), SS304																

Article No.

6AV7200-	5	A	B	C	D	E	F	G	H	A	B	C	D	E	F	0	1	2	3	
<u>SIMATIC HMI Thin Client Ex NG</u>																				
<u>Keyboard with housing / layout</u>																				
• No keyboard																				
• Keyboard housing SS304; layout DE																				
• Keyboard housing SS304; layout US																				
• Keyboard housing SS304; layout FR																				
• Keyboard housing SS304; layout CH																				
• Keyboard housing SS304; layout ES																				
• Keyboard housing SS304; layout SI																				
• Keyboard housing SS304; layout FR-BE																				
<u>Integrated mouse / trackball</u>																				
• No mouse / trackball																				
• Trackball 50 mm IP54																				
• Trackball (SS304) 50 mm IP54																				
• Touchpad																				
• Joystick																				
• Mouse module																				
<u>Mounting options</u>																				
• Without, front panel fastening only																				
• Direct wall mounting																				
• Fastener for pedestal or elbow on enclosure bottom																				
• Fastener for ceiling or elbow mounting on enclosure top part																				
<u>Additional options</u>																				
• 24 V DC power supply																				
• Outdoor to -20 °C for enclosure																				
• Outdoor to -30 °C																				
• Emergency-off button 8003 right, only with enclosure																				
• Emergency off button 8003 left, only with enclosure																				
<u>Accessories</u>																				
<u>USB flash drive</u>																				
• Intrinsically safe, 16 GB																				
• Intrinsically safe, 16 GB with recovery and backup function																				
• Non-intrinsically safe, 16 GB with recovery and backup function																				
<u>Ethernet switch</u>																				
With FOC 4x 100Base Tx, 1x 100 Base (MTRJ), Fx Ex op is																				

Note:

Please assemble the required IPC configuration using the TIA Selection Tool or configurator in the Industry Mall in order to ensure suitability; we do not accept any liability for configurations compiled by users themselves.

You can find additional information on the Internet at:

<http://www.siemens.com/simatic-hmi-ex>

Overview



SIMATIC HMI Thin Client Ex OG with international approvals for operator control and monitoring in hazardous areas.

Technical specifications

SIMATIC HMI Thin Client Ex OG	
General features	
Design	Panel PC, stand-alone device for use outdoors
Front	15" 4:3 or 21.5" 16:9
Resolution	1 024 x 768 or 1 920 x 1 080
Number of colors	16.7 million
Brightness	<ul style="list-style-type: none"> Standard display 350 cd/m² Sunlight-readable display 21.5", 1 000 cd/m² Sunlight-readable display 15", 1 200 cd/m²
MTBF backlight	LED backlight approx. 50 000 h (70 000 h at 25 °C)
Multi-touch	Capacitive
Keys	8 function keys (capacitive)
Computing unit	
Processor	Intel Core i7-3517UE with 1.7 GHz; AMD GX-217GA
Main memory	4 GB
Operating system	
Windows 10 Enterprise 2016 LTSB	Pre-installed
Remote Firmware V5	Pre-installed
Drives	
Mass storage	SSD with <ul style="list-style-type: none"> 60 GB 80 GB
Interfaces	
Ethernet	<ul style="list-style-type: none"> 2 x Ethernet 10/100/1000 Base Tx (Ex e) or FO 100 Base Fx 100 Mb (Ex op is)
USB	1 x USB (Ex e). 3 x USB (Ex ia)
Serial	1x RS 232/RS 422/RS 485 (Ex e)
DVI	1 x DVI Out (Ex e)
Barcode	1 x reader interface (external barcode scanner/reader)
Bluetooth	1 x (optional)
Power supply	
<ul style="list-style-type: none"> 230 V AC 24 V DC 	<ul style="list-style-type: none"> Standard (100 - 240 V AC) Optional
Ambient conditions	
Temperature	<ul style="list-style-type: none"> Running operation: -10 °C to +65 °C Optional: -40 °C to +65 °C Storage: -40 °C to +70 °C
Relative humidity during operation	> 95% at +65 °C in accordance with IEC 60068-2-30
Degree of protection	IP66/4X all-round
Vibration	Operation: <ul style="list-style-type: none"> 3 Hz to 22 Hz: 1 mm 22 to 500 Hz: 9.8 m/s² = 1 g In accordance with EN 60068-2-6 and DNV Marine approval vibration class A
Shock	Operation: 15 g/11 mS
Miscellaneous	
Power consumption at 24 V DC	4.6 A (6.9 A in heating mode), (recommended fuses: 12 A)
Weight/size	
Weights	15" Zone 1; < 22.6 kg 21.5" Zone 1; < 34 kg
Dimensions (W x H x D)	15": 380 x 394 x 137 mm 21.5": 553 x 458 x 141 mm
Approvals	
ATEX, IECEx	<ul style="list-style-type: none"> Gas: II 2 (1) G Ex e q [ia op is Ga] IIC T4 Gb Dust: II 2 (1) D Ex tb [ia op is Da] IIIC T115°C Db
More, such as UL, NEC, CSA, coming soon	

PC-based Automation

Industrial PC

Devices for special requirements

Devices for hazardous areas > SIMATIC HMI Thin Client Ex OG

Ordering data

SIMATIC HMI Thin Client Ex OG

Display

- 15", 1 024 x 768, 4:3 format; Zone 1
- 21.5" Full HD, 1 920 x 1 080, format 16:9; Zone 1
- 15", 1 024 x 768, 4:3 format; Zone 2
- 21.5" Full HD, 1 920 x 1 080, format 16:9; Zone 2

Network

- 1 x 1000 Base TX - copper Ethernet in combination with WLAN
- 2 x 1000 Base TX - copper Ethernet not in combination with WLAN
- 2 x 1000 Base FX - fiber-optic Ethernet not in combination with WLAN

Mass storage / main memory

- 60 GB SSD, 4 GB RAM
- 80 GB SSD, 4 GB RAM

Processor

- AMD GX-217GA
- Intel Core i/-3517 UE
- Intel Core i/-3517 UE with TPM

Display options

- Standard TFT, not touch; for 15" display only
- Sunlight-readable display 15", not touch
- Sunlight-readable display 21.5", not touch
- Standard TFT, capacitive glass touch, for 15" display only
- Sunlight-readable display 15", capacitive glass touch
- Sunlight-readable display 21.5", capacitive glass touch

Article No.

6AV7200 - 3 ■ ■ ■ ■ - ■ ■ ■ ■ A 0

A

B

C

D

A

B

C

0

1

2

0

1

2

3

4

5

Article No.

6AV7200 - 3 ■ ■ ■ ■ - ■ ■ ■ ■ A 0

SIMATIC HMI Thin Client Ex OG

Optional expansions ¹⁾

- No WLAN, no Bluetooth, no RFID
- WLAN 2.4 GHz, no Bluetooth, no RFID
- WLAN 2.4 GHz and 5 GHz, no Bluetooth, no RFID
- No WLAN, Bluetooth, no RFID
- WLAN 2.4 GHz, Bluetooth, no RFID
- WLAN 2.4 GHz and 5 GHz, Bluetooth, no RFID
- No WLAN, no Bluetooth, RFID, not for 15" display
- WLAN 2.4 GHz, no Bluetooth, RFID, not for 15" display
- WLAN 2.4 GHz and 5 GHz, no Bluetooth, RFID, not for 15" display
- No WLAN, Bluetooth, RFID, not for 15" display
- WLAN 2.4 GHz, Bluetooth, RFID, not for 15" display
- WLAN 2.4 GHz and 5 GHz, Bluetooth, RFID, not for 15" display

A

B

C

D

E

F

G

H

J

K

L

M

Additional options

- 24 V power supply
- CAN bus interface open CAN Ex e
- VESA 200 and table pedestal and bracket SS316L material
- Outdoor design up to -40 °C

-A01

-B01

-C01

-D01

¹⁾ RFID option only with 21.5" display

Note:

Please assemble the required IPC configuration using the TIA Selection Tool or the configurator in the Industry Mall in order to ensure suitability; we do not accept any liability for configurations compiled by users themselves.

An adapter plate is required for mounting on the support arm systems of well-known manufacturers; see "System components for devices with all-round IP65 protection".

Ordering data	Article No.
Accessories	
Digital KVM for HMI Thin Client Ex monitor option With 2 x USB, 2 x PS/2, 1 x VGA/DVI-i	6AV7675-0EX00-0AA0
USB drive	
• Intrinsically safe, 16 GB	6AV7675-0FX00-0AA0
• Intrinsically safe, 16 GB with recovery function	6AV7675-0FX10-0AA0
• NOT intrinsically safe, 16 GB with recovery and backup function	6AV7675-0FX20-0AA0
Ethernet switch	6AV7675-0PX00-0AA0
With FOC 4x 100Base Tx, 1x 100 Base (MTRJ), Fx Ex op is	
Pedestal	6AV7675-0KA00-0AA0
Yoke Mount (fixing bracket)	6AV7675-0KB00-0AA0
Sun roof	
• For 15"	6AV7675-0KC00-0AA0
• For 21.5"	6AV7675-0KD00-0AA0
Keyboard	
• DE layout, trackball	6AV7675-0NA00-0AA0
• US layout, trackball	6AV7675-0NB00-0AA0
• FR layout, trackball	6AV7675-0NC00-0AA0
• DE layout, touchpad	6AV7675-0ND00-0AA0
• US layout, touchpad	6AV7675-0NE00-0AA0
• FR layout, touchpad	6AV7675-0NG00-0AA0
• DE layout, joystick	6AV7675-0NH00-0AA0
• US layout, joystick	6AV7675-0NJ00-0AA0
• FR layout, joystick	6AV7675-0NL00-0AA0
• Desktop keyboard US Zone 1, 2, 21, 22	6AV7675-0NK00-0AA0
• Desktop keyboard DE Zone 1, 2, 21, 22	6AV7675-0NM00-0AA0

More information

More information is available on the Internet at:

<http://www.siemens.com/simatic-hmi-ex>

PC-based Automation

Industrial PC

Devices for special requirements

Devices for hazardous areas > SIMATIC HMI Thin Client Ex2

Overview



SIMATIC HMI Thin Client Ex2 with international approvals for operation and monitoring in hazardous areas.

Technical specifications

SIMATIC HMI Thin Client Ex2	
General features	
Design	Thin Client built-in unit, available in protective enclosure as an option
Front	15" and 19" display
Operation	Touch with 8 function keys
MTBF backlight	50 000 h
Operating system	Windows 10 Enterprise 2016 LTSB
Mass storage	integrated, 64 GB SSD
Power supply	24 V DC, max. 2.1 A (19")
Interfaces	
Ethernet	100 Mbit Ex e, or alternatively fiber-optics 100 Mbit (SC) Ex op is
USB 2.0	2 x Ex i, 2 x Ex e (Zone 1) or 2 x Ex nA (Zone 2)
Serial	1 x RS232 or 1 x RS422/485
Ambient conditions	
Degree of protection	IP66 at front, IP65 at rear, IP66 in protective enclosure
Ambient temperature during operation	-20 °C ... + 50 °C, (cold start -10 °C) with optional auxiliary heater down to -30 °C
Relative humidity during operation	90 % at 40 °C, no condensation
Approvals/directives	
Devices in "Zone 1" version	
ATEX directive 94/9/EC	
• Network 10/100 Base-Tx	II 2 (2) G Ex d e ia ib mb [ia ib] IIC T4 Gb II 2 (2) D Ex ia tb [ia ib] IIIC T80°C Db IP66
• Network 10/100 Base-Fx	II 2 (2) G Ex d e ia ib mb [ia ib op is] IIC T4 Gb II 2 (2) D Ex ia tb [ia ib op is] IIIC T80°C Db IP66
IECEX	
• Network 10/100 Base-Tx	Ex d e ia ib mb [ia ib] IIC T4 Gb Ex ia tb [ia ib] IIIC T80°C Db IP66
• Network 10/100 Base-Fx	Ex d e ia ib mb [ia ib op is] IIC T4 Gb Ex ia tb [ia ib op is] IIIC T80°C Db IP66
GOST-R	
• Network 10/100 Base-Tx	2 Ex d e ia ib mb [iaib] IIC T4 DIP A21 TA80°C, IP66
• Network 10/100 Base-Fx	2 Ex d e ia ib mb [iaibopis] IIC T4 DIP A21 TA80°C, IP66
CSA	Ex d e ia ib mb [ia ib] IIC T4 Gb, Type 4X, IP66 Class II, Division 1, Groups E, F, G, T80°C Ex ia tb [ia ib] IIIC T80°C Db, IP66
KGS	Ex d e ia ib mb [ia ib] IIC T4 Ex ia tb [ia ib] IIIC T80°C Db IP66
InMetro	
• Network 10/100 Base-Tx	Ex d e ia ib mb [ia ib] IIC T4 Gb Ex ia tb [ia ib] IIIC T80°C Db IP66
• Network 10/100 Base-Fx	Ex d e ia ib mb [ia ib op is] IIC T4 Gb Ex ia tb [ia ib op is] IIIC T80°C Db IP66

Technical specifications (continued)

SIMATIC HMI Thin Client Ex2	
Devices in version "Zone 2"	
ATEX directive 94/9/EC	
• Network 10/100 Base-Tx	II 3 (2/3) G Ex d e ia ib mb nA [ib Gb] [ic] IIC T4 Gc
• Network 10/100 Base-Fx	II 3 (2/3) D Ex ia tc [ib Db] [ic] IIIC T80°C Dc IP66
IECEX	
• Network 10/100 Base-Tx	Ex d e ia ib mb nA [ib Gb] [ic] IIC T4 Gc Ex ia tc [ib Db] [ic] IIIC T80°C Dc IP66
• Network 10/100 Base-Fx	Ex d e ia ib mb nA [ib op is Gb] [ic] IIC T4 Gc Ex ia tc [ib op is Db] [ic] IIIC T80°C Dc IP66
GOST-R	
• Network 10/100 Base-Tx	2 Ex de i a ib mb nA [ib][ic] IIC T4 DIP A21 TA80°C, IP66
• Network 10/100 Base-Fx	2 Ex de i a ib mb nA [ibopis][ic] IIC T4 DIP A21 TA80°C, IP66

SIMATIC HMI Thin Client Ex2	
CSA	Ex d e ia ib mb nA [ib Gb] [ic] IIC T4 Gc, Type 4X, IP66 Class II, Division 2, Groups E, F, G, T80°C; Ex ia tc [ib ic] IIIC T80°C Dc, IP66
InMetro	
• Network 10/100 Base-Tx	Ex d e ia ib mb nA [ib Gb] [ic] IIC T4 Gc Ex ia tc [ib Db] [ic] IIIC T80°C Dc IP66
• Network 10/100 Base-Fx	Ex d e ia ib mb nA [ib op is Gb] IIC T4 Ex ia tc [ib op is Db] [ic] IIIC T80°C Dc IP66
Protocols	RDP, RealVNC
Digital KVM switch	Input: DVI / VGA, PS/2 / USB, output: RJ45 (IP network)
Dimensions	
Mounting dimensions (W x H x D) in mm	15": 427.5 x 327.5 x 165 19": 522.5 x 412.5 x 165
Front dimensions in mm	15": 440 x 340 19": 535 x 425
Weight	15": 15 kg, 19": 23 kg

Ordering data

Article No.	7	0	-						
SIMATIC HMI Thin Client Ex2	6AV7200-								
Intel Atom E3845 1.91 GHz, 24 V DC power supply									
<u>Design / display size</u>									
• Zone 2: 15" touch with 8 function keys								A	
• Zone 2: 19" touch with 8 function keys								B	
• Zone 1: 15" touch with 8 function keys								C	
• Zone 1: 19" touch with 8 function keys								D	
<u>Networks</u>									
• 10/100 BaseTX, copper Ethernet								A	
• 100 BaseFX, Fibre Optic Ethernet								B	
<u>Mass storage / main memory / operating system</u>									
• 64 GB SSD, 4 GB RAM, Windows 10 IoT & Remote Firmware V5									0
<u>Optional interfaces</u>									
• No interfaces									0
• Second serial interface									1
• Intrinsically safe reader interface									2
<u>Enclosure type and material</u>									
• No enclosure									0
• Cleanroom enclosure front door (CFR), SS304									1
• Front door enclosure (FR), SS304									2
• Backdoor enclosure (BD), SS304; (only without wall mounting, without 240 V AC and without -30 °C options)									3
<u>Keyboard with housing; layout</u>									
• No keyboard									A
• Keyboard SS304, layout DE									B
• Keyboard SS304, layout US									C
• Keyboard SS304, layout FR									D
• Keyboard SS304, layout DK									E

Article No.	7	0	-						
SIMATIC HMI Thin Client Ex2	6AV7200-								
<u>Integrated mouse / trackball</u>									
• No mouse/trackball									A
• Trackball 50 mm IP54 integrated									B
• Trackball 50 mm IP54 separate									C
<u>Mounting options</u>									
• Without, front panel mounting only									0
• Direct wall mounting									1
• Mount for pedestal or bracket mounting on enclosure base									2
• Mount for ceiling or bracket mounting on enclosure top part									3
<u>Additional options</u>									
• 100 .. 240 V AC power supply, (requires enclosure)									A01
• Outdoor to -20 °C (requires enclosure, only without keyboard)									B01
• -20°C (only without keyboard)									C01
• Emergency off button 8003 right (only with enclosure)									D01
• Emergency off button 8003 left (only with enclosure)									E01
• Outdoor to -30 °C (requires enclosure, only without keyboard)									F01
• Outdoor to -10 °C (requires enclosure, for keyboard)									G01
<u>Accessories</u>									
Digital KVM for HMI Thin Client Ex									6AV7675-0EX00-0AA0
<u>USB drive</u>									
• Intrinsically safe, 16 GB									6AV7675-0FX00-0AA0
• Intrinsically safe, 16 GB with recovery function									6AV7675-0FX10-0AA0
<u>Ethernet switch</u>									6AV7675-0PX00-0AA0
With FOC 4x 100Base Tx, 1x 100 Base (MTRJ), Fx Ex op is									

Additional information is available on the Internet at:
<http://www.siemens.com/simatic-hmi-ex>

PC-based Automation

Industrial PC
IPC software

Introduction

Overview



SIMATIC industrial PCs offer users a wide range of designs and systems which are perfectly matched to industrial applications and meet the stringent demands for ruggedness.

These include e.g.:

- Wide temperature range up to 60 °C
- High resistance to vibration/shock
- Rugged housing design
- Special degrees of protection up to IP65, NEMA 4
- High electromagnetic compatibility (EMC)
- UL, CE industry certification
- Integral industrial power supplies (NAMUR)
- Easy-to-service design for rapid replacement of faulty components

Higher system availability

A graded concept is available for effective early detection of potential failures and minimization of actual downtimes. It consists of software developed specifically for the SIMATIC IPCs, which enables system availability to be individually increased according to the safety requirements.

Reduced costs

Special backup mechanisms reduce the risk of data loss and allow the introduction of new concepts at initial or repeated commissioning.

The remote control and automatic self-diagnostics options reduce travel expenditure and time spent on on-site service calls, allowing service measures to be planned more efficiently.

Downtimes are minimized or eliminated altogether. The SIMATIC IPC software products thus help to significantly reduce the total cost of ownership (TCO) of the installation according to the motto: "Small effort, great effect".

The following components are available:

SIMATIC IPC Image & Partition Creator

- Software tool for preventive data backup of hard disk contents
- High-speed restoring of system and data partitions with bit accuracy; user software and special installations are also backed up
- Secure processing of hard disk partitions
- Creation of bootable and password-protected USB flash drives
- Secure deletion of data storage media

SIMATIC IPC DiagMonitor

- Diagnostic and alarm software for monitoring SIMATIC IPCs
- Comprehensive monitoring of temperature, fans, hard disks (SMART, RAID, CompactFlash, CFast, SSD), watchdog
- Operating hours counter for preventive maintenance
- Event logging and task planning
- Data exchange via OPC, email, text messages or SNMP
- Integrated BIOS Manager

SIMATIC IPC Remote Manager

- Efficient remote maintenance and operation of SIMATIC IPCs
- Use of the Intel Active Management Technology (Intel AMT) for SIMATIC IPCs
- Remote access to desktop, BIOS and power management
- Booting of a remote PC by means of a local ISO image

SIMATIC IPC FirmwareManager

- Display of the firmware information
- Updating the firmware
- Setting the booting behavior
- Display of the SMBIOS data
- Setting the password parameters
- Editing the setup settings (Bios configuration)
- Insertion of a boot logo
- Setup of a secure boot

Operating systems for applications in the industrial environment

SIMATIC Industrial OS

Apart from the hardware, the operating system is the most important internal component of a computer. It can come supplied with user programs or simply provide the application resources.

The SIMATIC Industrial OS with its Linux-based operating system not only constitutes an alternative to the Microsoft Windows operating systems also available for the SIMATIC IPCs, it also offers a suitable solution to the challenges listed above.

Overview

SIMATIC IPC Image & Partition Creator is the software tool for easy, preventive backup and restoring of hard disk contents (images of individual partitions or complete hard disks). This software can be ordered using the SIMATIC IPC Configurator, or separately as a single license.

- Can run on all SIMATIC IPCs, regardless of the computer configuration
- Direct starting from the USB flash drive possible (no installation required)
- Complete backup by means of a mouse double-click with "1ClickImage" (must be installed)
- Independent of operating system thanks to start from bootable USB flash drive with Image & Partition Creator
- Extremely easy system restore using end customer's USB flash drive

<https://support.industry.siemens.com/cs/ww/en/view/109766855>

Ordering data

SIMATIC IPC Image & Partition Creator V3.5

SIMATIC IPC Image & Partition Creator V3.5

Software tool for very easy preventive data backup and efficient partition management on SIMATIC IPCs

Article No.

Can be ordered using the SIMATIC IPC Configurator

6ES7648-6AA13-5YA0

PC-based Automation

Industrial PC
IPC software

SIMATIC IPC DiagMonitor

Overview



The SIMATIC IPC DiagMonitor permits intelligent and comprehensive monitoring and diagnostics of SIMATIC Industrial PCs.

It detects potential hardware and software faults at an early stage, visualizes operating states and offers various options for access and data exchange.

The SIMATIC IPC DiagMonitor supports not only local diagnostics, but also access via the network to SIMATIC IPC. When installed on a standard PC, all remote functions required for remote access are available.

Only the following SIEMENS products are supported:

- SIMATIC IPC127E
- SIMATIC IPC227E / IPC277E
- SIMATIC IPC427E / IPC477E / IPC427D / IPC477D
- SIMATIC IPC547G
- SIMATIC IPC647E / IPC627D / IPC647D / IPC677D
- SIMATIC IPC847E / IPC827D / IPC847D
- CPU 1515SP PC
- CPU 1515SP PC2

The software can be ordered as:

- Individual product from stock (e.g. for server applications on third-party PCs or immediate integration in new systems) on USB flash drive, as download via Online Software Delivery (OSD), or
- as option ordered according to the SIMATIC IPC Configurator (Internet, Industry Mall).

Note:

As of Version 5.1, the SIMATIC IPC DiagMonitor is delivered on a USB flash drive.

One version of SIMATIC IPC DiagMonitor is required for each monitoring PC or for each SIMATIC IPC to be monitored.

<https://support.industry.siemens.com/cs/ww/en/view/109763202>

Ordering data

SIMATIC IPC DiagMonitor V5.1

SIMATIC IPC DiagMonitor V5.1

Software for diagnostics/messages via Ethernet, email, SMS, OPC, web

- On USB flash drive; single license
- Download via OSD; single license; software and license for download; email address required for delivery

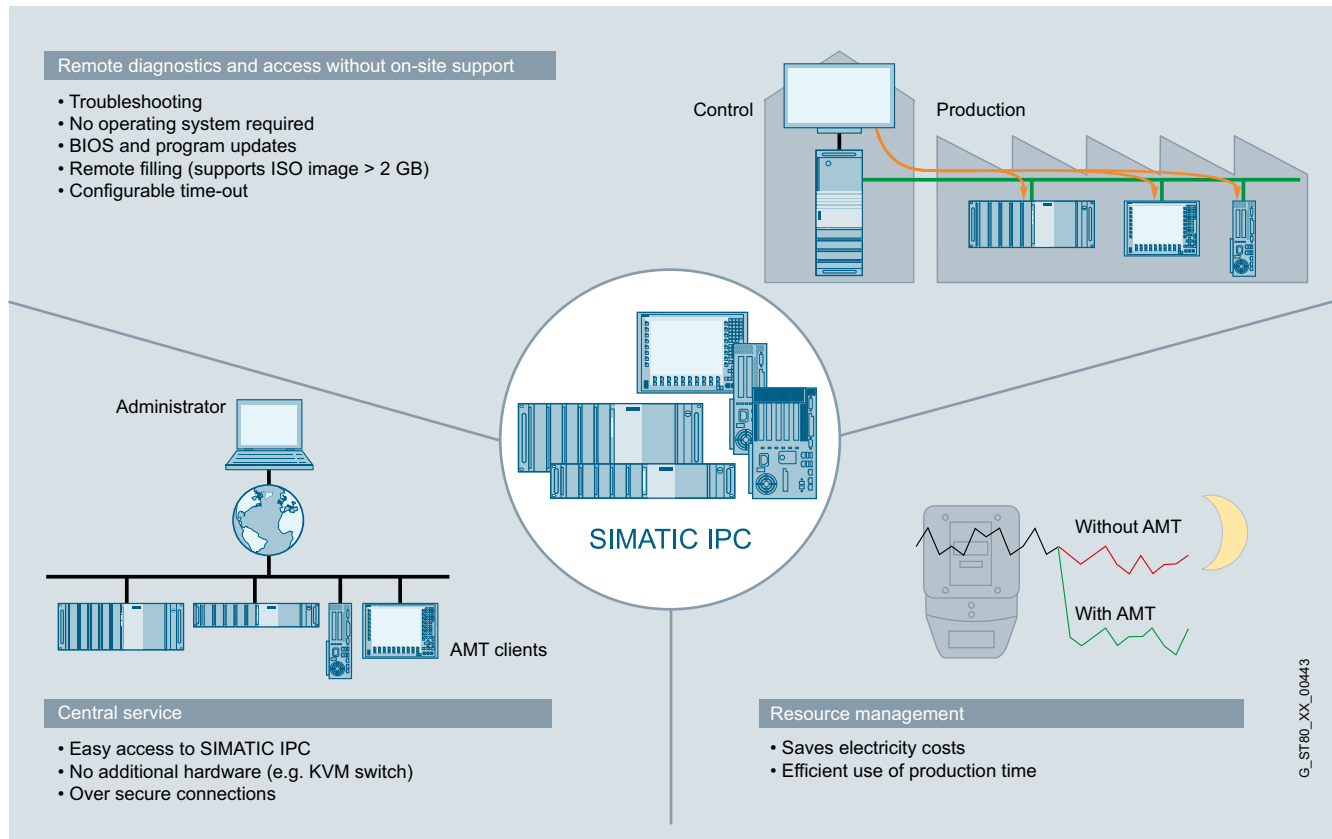
Article No.

Can be ordered using the SIMATIC IPC Configurator

6ES7648-6CA15-1YX0

6ES7648-6CA85-1YX0

Overview



SIMATIC IPC Remote Manager

Efficient remote maintenance and management of SIMATIC IPCs.

With the SIMATIC IPC Remote Manager you can use functions of the Intel Active Management Technology (Intel AMT) for SIMATIC IPCs. Intel AMT is used for remote management of PCs.

Intel AMT offers a range of functions, such as:

- Remote reboot
- IDE redirection
- Keyboard video mouse redirection
- Power on / off / reset, and
- An integrated web server.

<https://support.industry.siemens.com/cs/ww/en/view/109744024>

Ordering data

SIMATIC IPC Remote Manager V1.3

Software tool for remote maintenance and management of SIMATIC IPC, incl. manual on CD-ROM (English, German), single license

Article No.

6ES7648-6EA01-3YA0

PC-based Automation

Industrial PC
IPC software

SIMATIC IPC FirmwareManager

Overview

SIMATIC IPC FirmwareManager

The SIMATIC IPC FirmwareManager is a management tool for configuring and replacing firmware components. The FirmwareManager is controlled via command line options.

Only the following Siemens products are supported:

- SIMATIC IPC647E, SIMATIC IPC647D, SIMATIC IPC847E, SIMATIC IPC847D
- SIMATIC IPC127E, SIMATIC IPC227E, SIMATIC IPC427E, SIMATIC IPC427D, SIMATIC IPC627E, SIMATIC IPC627D, SIMATIC IPC827D
- SIMATIC IPC277E, SIMATIC IPC477E, SIMATIC IPC477D, SIMATIC IPC677E, SIMATIC IPC677D
- SIMATIC Field PG M5, SIMATIC Field PG M6
- SIMATIC ITP1000

Supported operating systems:

- UEFI Shell
- Windows XP 32/64-bit
- Windows 7 32/64-bit
- Windows 10 64-bit
- Linux-based (kernel 3.x, 4.x, 5.x) 32/64-bit

The SIMATIC IPC FirmwareManager is available via online software delivery (OSD).

Licenses:

There are two license versions available for the SIMATIC IPC FirmwareManager.

- The **single license** is intended for use with a single IPC. It allows installation or mobile use with only one SIMATIC IPC.
- The **license for 50 devices** allows mobile use (via e.g. a USB flash drive) together with up to 50 IPCs. If the FirmwareManager is to be used with more than 50 IPCs, a corresponding number of licenses is required.

Ordering data

Article No.

SIMATIC IPC FirmwareManager V4.0

Software and license for download: E-mail address absolutely required for delivery.

- **Single license;**
One version of the "SIMATIC IPC FirmwareManager" is required for each SIMATIC IPC on which the firmware manager is installed.
- **SIMATIC IPC FirmwareManager for 50 devices;**
One version of the "SIMATIC IPC FirmwareManager for 50 devices" is required for mobile use with up to 50 SIMATIC IPC

6ES7648-6FA84-0YX0

6ES7648-6GA84-0YX0

Additional information is available on the Internet at:

<https://support.industry.siemens.com/cs/ww/en/view/109773878>

<https://support.industry.siemens.com/cs/ww/en/view/109778609>

Overview***SIMATIC Industrial OS – the operating system for applications in the industrial environment***

The SIMATIC Industrial OS with its Linux-based operating system constitutes an alternative to the tried-and-tested Microsoft Windows operating systems available for the SIMATIC IPCs.

The focus is on a small footprint, without unnecessary ballast, but with all components for fast commissioning and simple further development.

It was put together and tested on the SIMATIC IPCs and can be used in industrial environments and other areas of application.

Released devices:

Siemens has released the following SIMATIC IPCs for version 1.5 of SIMATIC Industrial OS:

- SIMATIC IPC127E
- SIMATIC IPC227E/277E
- SIMATIC IPC327E/377E/IPC347E
- SIMATIC IPC427E/477E
- SIMATIC IPC527G/IPC547G
- SIMATIC IPC647E
- SIMATIC IPC847E

Minimum requirements:

- USB flash drive with a memory of at least 8 GB
- SIMATIC IPC (see released devices) with at least 4 GB capacity on the target storage medium (CFAST, SSD, etc.)

<https://support.industry.siemens.com/cs/ww/en/view/109766374>

Ordering data**SIMATIC Industrial OS V1.5, based on Linux**

Operating system for SIMATIC IPC; single license; software and license for download; email address required for delivery

Article No.


6ES7648-6LA81-0YA8

PC-based Automation

Industrial PC

Embedded bundles, starter systems, software packages

Overview



Embedded bundles and starter systems - The fast, efficient way to get started with PC-based automation

Embedded bundles and starter systems

Embedded bundles and IPC starter systems for PC-based automation are based on rugged, fan-free embedded industrial PCs:

- Nanobox PC SIMATIC IPC227 and Microbox PC SIMATIC IPC427 or
- Panel PC SIMATIC IPC277 and SIMATIC IPC477

They are pre-installed, configured, and ready-to-use with the SIMATIC S7-1507S / SIMATIC WinAC RTX (F) Software Controller and/or a version of the SIMATIC WinCC Advanced visualization software.

Embedded bundles and IPC starter systems are embedded IPC configurations with pre-installed software, specially designed for automation and visualization tasks.

- All embedded bundles and IPC starter systems are based on rugged, fanless SIMATIC IPCs
- Various CPU performance classes are available for different applications. From Intel Atom CPUs for simple open-loop control and visualization tasks, all the way to Intel Xeon CPUs for complex automation solutions
- Optionally pre-installed and configured with the SIMATIC S7-1507S (for IPC227E / 277E / IPC427E / IPC477E / IPC477E PRO) / SIMATIC WinAC RTX (F) Software Controller and/or SIMATIC WinCC RT Advanced visualization software
- Embedded bundles are based on Windows Embedded Standard 7 and the scope of supply includes licenses for the configured system in each case
- The IPC starter systems are based on Windows 10 Enterprise 2016 LTSB.

The license for the CPU 1507S can be obtained for the IPC427E and IPC477E when ordering the software controller. Software packages can be accessed for the IPC227E and IPC277E.

For WinCC Runtime Advanced licenses we recommend ordering the software packages required in order to benefit from price savings.

Software packages

Software packages with SIMATIC WinCC (SCADA, Advanced, Professional), SIMATIC WinCC flexible and SIMATIC WinAC RTX (F) are available for all SIMATIC IPCs.

Ordering the automation software together with an industrial PC results in significant price savings.

A software package can only be supplied if the same number of SIMATIC industrial PCs is ordered together with the software.

Benefits

Embedded bundles and starter systems:

- Fast commissioning thanks to preinstalled software
- IPC hardware and software perfectly tuned to each other
- High system availability in order to reduce the risk of potential failures and maintenance costs
- Maintenance-free since no rotating parts (fans, hard disks) and operation without battery possible
- NVRAM can be overwritten by the software controller
- SIMATIC software system-tested
- Long-term availability: Service and support period of 8 to 10 years after market launch

Software packages:


- Easy to order
- Cost savings compared to ordering components individually
- Optimally tuned hardware for the SIMATIC HMI software
- System-tested solution
- Available for all SIMATIC IPCs

More information

Additional information is available on the Internet at:

<http://www.automation.siemens.com/mcms/pc-based-automation/en/embedded-bundles>

Overview



SIMATIC IPC227E (Nanobox PC): The Box PC with optimized performance in compact design – maintenance-free and rugged

The SIMATIC IPC227E Nanobox PC is an extremely compact and flexible embedded industrial PC.

Thanks to its closed, dust-protected all-metal enclosure, the IPC227E offers maximum industrial functionality for flexible use under harsh conditions—while remaining maintenance-free.

Modern interfaces and the option for expansion via a PCIe slot mean this Box PC can be easily integrated into the automation system. The latest Intel Dual-Core and Quad-Core processors ensure excellent performance here in an ultra-compact design.

Ordering data

Article No.

Ordering data	Article No.
SIMATIC IPC227E	6ES7647- 8 B
<u>Processor</u>	
• Celeron N2807 (2C/2T)	A
• Celeron N2930 (4C/4T)	B
• Celeron N2807 (2C/2T)/TPM (not for China)	C
• Celeron N2930 (4C/4T)/TPM (not for China)	D
• Celeron E3845 ET (4C/4T) / TPM (not for China)	E
<u>Work memory/NVRAM</u>	
• 2 GB	1
• 4 GB	2
• 8 GB	3
• 2 GB/NVRAM	4
• 4 GB/NVRAM	5
• 8 GB/NVRAM	6
• 4 GB RAM ET / NVRAM	7
<u>Device version/interface</u>	
• Basis without COM	1
• Basis with COM1/2	2
• PCIe without COM	3
• PCIe with COM1/2	4
<u>Operating system</u>	
• Without operating system	0
• Windows Embedded Standard 7 E SP1, English, 32-bit	1
• Windows Embedded Standard 7 E SP1, English, 64-bit	2
• Windows Embedded Standard 7 P SP1, English, 32-bit	3
• Windows Embedded Standard 7 P SP1, English, 64-bit	4
• Windows 7 Ultimate SP1, 32-bit, MUI (en, de, fr, it, es)	5
• Windows 7 Ultimate SP1, 64-bit, MUI (en, de, fr, it, es)	6
• Windows 10 IoT Enterprise 2016 LTSB, 64-bit, MUI (en, de, fr, it, es)	7

PC-based Automation

Industrial PC

Embedded bundles, starter systems, software packages

SIMATIC IPC227E bundles**Ordering data****Article No.****SIMATIC IPC227E****6ES7647- 8 B ■ ■ ■ - ■ ■ ■ ■**Mass storage

- None
- 128 GB SSD
- 240 GB SSD
- 480 GB SSD
- 60 GB SSD ET
- 4 GB CFast
- 8 GB CFast
- 16 GB CFast
- 30 GB CFast
- 320 GB HDD

A
E
C
D
H
K
L
M
N
RSoftware

- Without SIMATIC software
- CPU 1507S
- WinCC RT Advanced V14, 128 PT (V15 license package)
- WinCC RT Advanced V14, 512 PT (V15 license package)
- WinCC RT Advanced V14, 2 048 PT (V15 license package)
- WinCC RT Advanced V14, 4 096 PT (V15 license package)
- CPU 1507S/WinCC RT Advanced V14, 128 PT (V15 license package)
- CPU 1507S/WinCC RT Advanced V14, 512 PT (V15 license package)
- CPU 1507S/WinCC RT Advanced V14, 2 048 PT (V15 license package)
- CPU 1507S/WinCC RT Advanced V14, 4 096 PT (V15 license package)
- Starter system, with CPU1507S and WinCC RT Advanced, without licenses
- Industrial Edge

A
B
D
E
F
G
J
K
L
M
S
V**Article No.****SIMATIC IPC227E****6ES7647- 8 B ■ ■ ■ - ■ ■ ■ ■**Mounting accessories

- Standard mounting rail
- Wall mounting
- Portrait mounting
- DIN rail mounting with ATEX/IECEX Cat 3G Zone 2 / cULus Class I Div. 2
- Wall mounting with ATEX/IECEX Cat 3G Zone 2 / cULus Class I Div. 2
- Portrait mounting with ATEX/IECEX Cat 3G Zone 2 / cULus Class I Div. 2


1
2
3
4
5
6

4

Note:

Please assemble the required IPC configuration using the TIA Selection Tool or the configurator in the Industry Mall in order to ensure suitability; we do not accept any liability for configurations compiled by users themselves.

Overview



SIMATIC IPC427E (Microbox PC): The powerful embedded IPC – maintenance-free with versatile configuration

Ready-to-run, complete solution:

- Ultra-compact
- Maintenance-free
- Intel Core i technology of the 6th Generation

Ordering data

Article No.

Ordering data	Article No.
SIMATIC IPC427E (Box PC) ¹⁾	6AG4141-
<u>Processor and fieldbus</u>	
• Celeron G3902E; 2 x Gigabit Ethernet (IE/PN)	0
• Celeron G3902E; 3 x Gigabit Ethernet (IE/PN)	1
• Core i3-6102E; 3 x Gigabit Ethernet (IE/PN)	3
• Core i5-6442EQ; 3 x Gigabit Ethernet (IE/PN)	5
• Xeon E3-1505L; 3 x Gigabit Ethernet (IE/PN)	7
<u>Mounting accessories/ATEX</u>	
• DIN rail mounting	B
• Wall mounting	C
• Portrait mounting	D
• DIN rail mounting with ATEX/IECEX Cat 3G Zone 2/cULus Class I Div. 2	F
• Wall mounting with ATEX/IECEX Cat 3G Zone 2/cULus Class I Div. 2	G
• Portrait mounting with ATEX/IECEX Cat 3G Zone 2/cULus Class I Div. 2	H
<u>Work memory/NVRAM/ECC</u>	
• 4 GB	A
• 8 GB	B
• 16 GB	C
• 8 GB with ECC	D
• 16 GB with ECC	E
• 4 GB and NVRAM	F
• 8 GB and NVRAM	G
• 16 GB and NVRAM	H
• 8 GB with ECC and NVRAM	J
• 16 GB with ECC and NVRAM	K
<u>Expansions/interfaces</u>	
• No RS 232/RS 485, without PCIe	0
• No RS 232/RS 485 and one PCIe	1
• No RS 232/RS 485 and two PCIe	2
• Two RS 232/RS 485, without PCIe	3
• Two RS 232/RS 485 and one PCIe	4
• Two RS 232/RS 485 and two PCIe	5
<u>Operating system</u>	
• Without operating system	0
• Windows Embedded Standard 7 SP1, English, 32-bit	1
• Windows Embedded Standard 7 SP1, English, 64-bit	2
• Windows Embedded Standard 7 SP1, English, 64-bit, multi-touch	3
• Windows 7 Ultimate SP1, 64-bit, MUI (en, de, fr, it, es)	4
• Windows 10 Enterprise 2016 LTSB (64-bit) for Celeron, Core i3 and Core i5 processors	7
• Windows 10 Enterprise 2016 LTSB (64-bit) for Xeon processors	8

PC-based Automation

Industrial PC

Embedded bundles, starter systems, software packages

SIMATIC IPC427E bundles and starter systems

Ordering data	Article No.
SIMATIC IPC427E (Box PC) ¹⁾	6AG4141- ■■■■ - ■■■■
<u>Mass storage, externally accessible</u>	
• Without external mass storage	0
• CFast 2 GB without operating system	1
• CFast 4 GB without operating system	2
• CFast 8 GB (only optionally with operating system/software if no internal mass storage or HDD)	3
• CFast 16 GB (only optionally with operating system/software if no internal mass storage or HDD)	4
• CFast 128 GB (only optionally with operating system/software if no internal mass storage or HDD)	5
<u>Mass storage, internal</u>	
• Without internal mass storage	A
• 128 GB solid-state drive SATA	D
• 240 GB solid-state drive SATA	F
• 480 GB solid-state drive SATA	G
• 320 GB HDD	J
<u>SIMATIC Software (bundles/starter system)</u>	
• Without SIMATIC software	A
• CPU 1507S	B
• WinCC RT Advanced V15	
- 128 PT	C
- 512 PT	D
- 2 048 PT	E
- 4 096 PT	F
- 8 192 PT	G
CPU 1507S / WinCC RT Advanced V15	
- 128 PT	H
- 512 PT	J
- 2 048 PT	K
- 4 096 PT	L
- 8 192 PT	M
• IPC starter system with CPU 1507S and WinCC RT Advanced, without licenses	S
<u>Power supply</u>	
• 24 V DC industrial power supply	0
• 24 V DC and TPM ²⁾ (not for China or Russia)	8

¹⁾ For an up-to-date overview, see the SIMATIC PC Online Configurator:
<http://www.siemens.com/ipc-configurator>

²⁾ TPM = Trusted Platform Module

Overview



SIMATIC IPC277E: The Panel PC with optimized performance – maintenance-free and compact with displays from 7"

The SIMATIC IPC277E Nanopanel PC is a flexible embedded industrial PC with rugged and durable displays.

Technologically it is based on the IPC227E Nanobox PC and thus offers maximum industrial functionality for flexible use even under harsh conditions – all without the need for maintenance.

The Panel PC is characterized by modern interfaces and a high degree of flexibility in the selection of the display. The latest Intel Dual-Core and Quad-Core processors ensure excellent performance here for visualization and control tasks.

Ordering data

Article No.

Article No.

SIMATIC IPC277E (Nanopanel PC)	6AV7882-	0	0	0	0
<u>Operating unit</u>					
• 7" touch				A	
• 9" touch				B	
• 12" touch				C	
• 15" touch front USB				D	
• 19" touch front USB				E	
• 12" multi-touch (with WES7-E only single-touch mode)				H	
• 15" multi-touch (with WES7-E only single-touch mode)				F	
• 19" multi-touch (with WES7-E only single-touch mode)				G	
• 15" multi-touch (1 366 x 768; ATEX/IECEx/UL HazLoc; with WES7-E only single-touch mode)				J	
• 19" multi-touch (1 366 x 768; ATEX/IECEx/UL HazLoc; with WES7-E only single-touch mode)				K	
<u>Processor</u>					
• Celeron N2807 (2C/2T)				A	
• Celeron N2930 (4C/4T)				B	
• Celeron N2807 (2C/2T)/TPM				C	
• Celeron N2930 (4C/4T)/TPM				D	
<u>Work memory/NVRAM</u>					
• 2 GB			1		
• 4 GB			2		
• 8 GB			3		
• 2 GB/NVRAM			4		
• 4 GB/NVRAM			5		
• 8 GB/NVRAM			6		
<u>Operating system</u>					
• Without operating system			0		
• Windows Embedded Standard 7 E SP1, English, 32-bit			1		
• Windows Embedded Standard 7 E SP1, English, 64-bit			2		
• Windows Embedded Standard 7 P SP1, English, 32-bit			3		
• Windows Embedded Standard 7 P SP1, English, 64-bit			4		
• Windows 7 Ultimate SP1, 32-bit, MUI (en, de, fr, it, es)			5		
• Windows 7 Ultimate SP1, 64-bit, MUI (en, de, fr, it, es)			6		
• Windows 10 IoT Enterprise 2016 LTSB, 64-bit, MUI (en, de, fr, it, es)			7		

SIMATIC IPC277E (Nanopanel PC)	6AV7882-	0	0	0	0
<u>Mass storage</u>					
• None				A	
• 128 GB SSD				E	
• 240 GB SSD				C	
• 480 GB SSD				D	
• 4 GB CFast				K	
• 8 GB CFast				L	
• 16 GB CFast				M	
• 30 GB CFast				N	
<u>Software</u>					
• Without SIMATIC software				A	
• CPU 1507S				B	
• WinCC RT Advanced V14, 128 PT (V15 license package)				D	
• WinCC RT Advanced V14, 512 PT (V15 license package)				E	
• WinCC RT Advanced V14, 2 048 PT (V15 license package)				F	
• WinCC RT Advanced V14, 4 096 PT (V15 license package)				G	
• CPU 1507S/WinCC RT Advanced V14, 128 PT (V15 license package)				J	
• CPU 1507S/WinCC RT Advanced V14, 512 PT (V15 license package)				K	
• CPU 1507S/WinCC RT Advanced V14, 2 048 PT (V15 license package)				L	
• CPU 1507S/WinCC RT Advanced V14, 4 096 PT (V15 license package)				M	

Note:

Please assemble the required IPC configuration using the TIA Selection Tool or the configurator in the Industry Mall in order to ensure suitability; we do not accept any liability for configurations compiled by users themselves.

Ordering data	Article No.	Article No.
SIMATIC IPC477E ¹⁾	6AV7241 -	6AV7241 -
<u>Operating system</u>		
• Without operating system	0	
• Windows Embedded Standard 7 SP1, English, 32-bit	1	A
• Windows Embedded Standard 7 SP1, English, 64-bit	2	B
• Windows Embedded Standard 7 P SP1, English, 64-bit, multi-touch	3	C
• Windows 7 Ultimate SP1, 64-bit, MUI (en, de, fr, it, es)	4	D
• Windows 10 Enterprise 2016 LTSC (64-bit) for Celeron, Core i3 and Core i5 processors	7	E
• Windows 10 Enterprise 2016 LTSC (64-bit) for Xeon processors	8	F
<u>Mass storage, externally accessible</u>		G
• Without external mass storage	0	H
• CFAST 2 GB, without operating system	1	J
• CFAST 4 GB, without operating system	2	K
• CFAST 8 GB (only optionally with operating system/software if no internal mass storage or HDD)	3	L
• CFAST 16 GB (only optionally with operating system/software if no internal mass storage or HDD)	4	M
• CFAST 128 GB (only optionally with operating system/software if no internal mass storage or HDD)	5	S
<u>Mass storage, internal</u>		
• Without internal mass storage		A
• 128 GB solid-state drive SATA		D
• 240 GB solid-state drive SATA		F
• 480 GB solid-state drive SATA		G
• 320 GB HDD		J
<u>SIMATIC IPC477E ¹⁾</u>		
<u>SIMATIC software (bundles and starter systems)</u>		
• Without SIMATIC software		A
• CPU 1507S		B
• WinCC RT Advanced V15		C
- 128 PT		D
- 512 PT		E
- 2 048 PT		F
- 4 096 PT		G
- 8 192 PT		
• CPU 1507S / WinCC RT Advanced V15		H
- 128 PT		J
- 512 PT		K
- 2 048 PT		L
- 4 096 PT		M
- 8 192 PT		S
• IPC starter system with CPU 1507S and WinCC RT Advanced, without licenses		
<u>Power supply:</u>		
• 24 V DC industrial power supply		0
• 110/230 V AC industrial power supply with NAMUR; European power cable		1
• 110/230 V AC industrial power supply with TPM ²⁾ (not for China or Russia) NAMUR, European power cable		7
• 24 V DC industrial power supply and TPM ²⁾ (not for China or Russia)		8

¹⁾ For an up-to-date overview, see the SIMATIC PC Online Configurator: <http://www.siemens.com/ipc-configurator>

²⁾ TPM = Trusted Platform Module

PC-based Automation

Industrial PC

Embedded bundles, starter systems, software packages

SIMATIC IPC477E PRO bundles

Overview

SIMATIC IPC477E PRO

The fully enclosed IP65-protected SIMATIC IPC477E PRO in 15", 19" and 22" versions extends the portfolio of PRO devices.

The robust aluminum housing allows it to be used directly on the machine even in harsh environmental conditions.

The operating unit can either be mounted on a pedestal or connected to a support arm system from above.

Ordering data

Article No.	Article No.
SIMATIC IPC477E PRO ¹⁾	SIMATIC IPC477E PRO ¹⁾
6AV7251-	6AV7251-
CPU's and fieldbus	Operating system
<ul style="list-style-type: none"> Celeron G3902E; 3x Gigabit Ethernet (IE/PN) 1 Core i3-6102E; 3x Gigabit Ethernet (IE/PN) 3 Core i5-6442EQ; 3x Gigabit Ethernet (IE/PN) 5 XEON E3-1505L; 3x Gigabit Ethernet (IE/PN) 7 	<ul style="list-style-type: none"> Without operating system 0 Windows Embedded Standard 7 SP1, English, 32-bit 1 Windows Embedded Standard 7 SP1, English, 64-bit 2 Windows Embedded Standard 7 P SP1, MUI, 64-bit, multi-touch 3 Windows 7 Ultimate SP1, 64-bit, MUI (en, de, fr, it, es) 4 Windows 7 Ultimate SP1, 32-bit, MUI (en, de, fr, it, es) 5 Windows 10 IoT Enterprise 2016 LTSB (64-bit) for Celeron, I3 and I5 7 Windows 10 IoT Enterprise 2016 LTSB (64-bit) for Xeon 8
Operating unit	Mass storage, external
<ul style="list-style-type: none"> 15" multi-touch (1 366 x 768), for support arm (not expandable, flange on top) B 15" multi-touch (1 366 x 768), for pedestal (expandable, flange below) C 15" multi-touch (1 366 x 768), for support arm (expandable, round tube) D 19" multi-touch (1 366 x 768), for support arm (not expandable, flange on top) E 19" multi-touch (1 366 x 768), for pedestal (expandable, flange below) F 19" multi-touch (1 366 x 768), for support arm (expandable, round tube) G 22" multi-touch (1 920 x 1 080), for support arm (not expandable, flange on top) H 22" multi-touch (1 920 x 1 080), for pedestal (expandable, flange below) J 22" multi-touch (1 920 x 1 080), for support arm (expandable, round tube) K 	<ul style="list-style-type: none"> Without external mass storage 0 CFast 2 GB, without operating system 1 CFast 4 GB, without operating system 2 CFast 8 GB (only optionally with operating system/software if no internal mass storage or HDD) 3 CFast 16 GB (only optionally with operating system/software if no internal mass storage or HDD) 4 CFast 128 GB (only optionally with operating system/software if no internal mass storage or HDD) 5
Work memory/NVRAM	Mass storage, internal
<ul style="list-style-type: none"> 4 GB A 8 GB B 16 GB C 8 GB with ECC D 16 GB with ECC E 4 GB and NVRAM F 8 GB and NVRAM G 16 GB and NVRAM H 8 GB with ECC and NVRAM J 16 GB with ECC and NVRAM K 	<ul style="list-style-type: none"> Without internal mass storage A 128 GB solid-state drive SATA D 240 GB solid-state drive SATA F 480 GB solid-state drive SATA G
Expansions/interfaces	SIMATIC software pre-installed (bundles)
<ul style="list-style-type: none"> No RS232/485, without PCIe 0 Two RS232/RS485, without PCIe 3 No RS 232 without PCIe, with ATEX/IECEx Cat 3G Zone 2 / cULus Class I Div. 2 ³⁾ 5 Two RS 232 without PCIe, with ATEX/IECEx Cat 3G Zone 2 / cULus Class I Div. 2 ³⁾ 6 	<ul style="list-style-type: none"> Without SIMATIC software A IPC starter system with CPU 1507S and WinCC RT Advanced, without licenses S
	Power supply
	<ul style="list-style-type: none"> 24 V DC industrial power supply 0 24 V DC industrial power supply and TPM ²⁾ (not for China or Russia) 8

¹⁾ IPC477E PRO as "built to order" version (max. delivery time 15 working days).

²⁾ TPM = Trusted Platform Module

³⁾ Scheduled start of delivery: Q1/2019

Note:

As with the existing 4:3 IPC477C/D PRO devices, adaptation to different support arm/pedestal systems is by means of the basic adapter. The basic adapter is included in the scope of supply (except in the case of the "prepared for support arm and extension components" version, as the connection is made via a round tube). For the version "prepared for support arm and extension components", installation can alternatively take place with the Siemens flange mount or with a standard 48 mm diameter round tube. The flange mount enables the transition from a round tube connection to the familiar mechanical interface of the basic adapter. This means you can combine different versions of the PRO devices with the same support arm or pedestal system.

Overview

**Software packages with SIMATIC IPC**

Software packages with SIMATIC WinCC, WinCC flexible, or SIMATIC WinAC together with the corresponding SIMATIC IPC.

Available:

- SIMATIC IPC packages with WinCC Unified PC RT (TIA Portal)
- SIMATIC IPC packages with WinCC V7
- SIMATIC IPC packages with WinCC Open Architecture – WinCC OA
- SIMATIC IPC packages with WinCC RT Advanced (TIA Portal)
- SIMATIC IPC packages with WinCC RT Professional (TIA Portal)
- SIMATIC WinCC flexible
- SIMATIC IPC packages with WinAC RTX (F)

A software package can only be supplied if the same number of SIMATIC industrial PCs is ordered together with the software. It cannot be ordered subsequently.

Ordering data

Article No.

Article No.

Software packages for SIMATIC IPC**SIMATIC WinCC Unified V16 PC Runtime** ^{1) 2)}

Software and documentation on DVD, single license, license key on USB flash drive for:

- 150 PowerTags
- 500 PowerTags
- 1k PowerTags
- 2.5k PowerTags
- 5k PowerTags
- 10k PowerTags
- 50k PowerTags

6AV2155-3DB01-6AA0
6AV2155-1EB01-6AA0
6AV2155-2EB01-6AA0
6AV2155-2MB01-6AA0
6AV2155-1FB01-6AA0
6AV2155-2FB01-6AA0
6AV2155-1GB01-6AA0

SIMATIC WinCC Runtime Advanced V16 ^{1) 2)}

Software and documentation on DVD, incl. WinCC Archives and WinCC Recipes. Single license, license key on USB flash drive for:

- 128 PowerTags
- 512 PowerTags
- 2 048 PowerTags
- 4 096 PowerTags
- 8 192 PowerTags

6AV2114-2BA06-0AA0
6AV2114-2DA06-0AA0
6AV2114-2FA06-0AA0
6AV2114-2HA06-0AA0
6AV2114-2KA06-0AA0

SIMATIC WinCC Runtime Advanced V15.1 ^{1) 2)}

Software and documentation on DVD, including WinCC Archives and WinCC Recipes. Single license, license key on USB flash drive for:

- 128 PowerTags
- 512 PowerTags
- 2 048 PowerTags
- 4 096 PowerTags
- 8 192 PowerTags

6AV2114-2BA05-0AA0
6AV2114-2DA05-0AA0
6AV2114-2FA05-0AA0
6AV2114-2HA05-0AA0
6AV2114-2KA05-0AA0

SIMATIC WinCC Runtime Professional V16 ^{1) 2) 3)}

- WinCC Client for RT Professional
- 128 PowerTags
- 512 PowerTags
- 2 048 PowerTags
- 4 096 PowerTags
- 8 192 PowerTags
- 65 536 PowerTags

6AV2117-2DB06-0AA0
6AV2117-2BA06-0AA0
6AV2117-2DA06-0AA0
6AV2117-2FA06-0AA0
6AV2117-2HA06-0AA0
6AV2117-2KA06-0AA0
6AV2117-2MA06-0AA0

SIMATIC WinCC Runtime Professional V15.1 ^{1) 2) 3)}

- WinCC Client for RT Professional
- 128 PowerTags
- 512 PowerTags
- 2 048 PowerTags
- 4 096 PowerTags
- 8 192 PowerTags
- 65 536 PowerTags

6AV2117-2DB05-0AA0
6AV2115-2BA05-0AA0
6AV2115-2DA05-0AA0
6AV2115-2FA05-0AA0
6AV2115-2HA05-0AA0
6AV2115-2KA05-0AA0
6AV2115-2MA05-0AA0

¹⁾ Only if ordered together with a SIMATIC IPC.

²⁾ The current version is always supplied.

³⁾ IPC127 only as client and single-user station for small projects, IPC227E/IPC277E and IPC327E/IPC377E only as WinCC client & single-user station.

PC-based Automation

Industrial PC

Embedded bundles, starter systems, software packages

Software packages for SIMATIC IPC

Ordering data	Article No.	Article No.
SIMATIC WinCC V7.5 SP1 Runtime ^{1) 2)} <ul style="list-style-type: none"> WinCC RT Client 128 PowerTags 512 PowerTags 2 048 PowerTags 8 192 PowerTags 65 536 PowerTags 	6AV6382-2AA07-5AX0 6AV6382-2CA07-5AX0 6AV6382-2DA07-5AX0 6AV6382-2EA07-5AX0 6AV6382-2HA07-5AX0 6AV6382-2FA07-5AX0	SIMATIC WinCC Open Architecture Version 3.17 Only offered with IPC127E and IPC227E/IPC277E. These packages cannot be extended with further WinCC OA options (restrictions according to WinCC OA documentation). N/EAR99S 9377 <ul style="list-style-type: none"> 128 PowerTags 512 PowerTags 2 048 PowerTags 4 096 PowerTags
SIMATIC WinCC V7.5 SP1 Runtime ASIA ^{1) 2)} <ul style="list-style-type: none"> WinCC RT Client 128 PowerTags 512 PowerTags 2 048 PowerTags 8 192 PowerTags 65 536 PowerTags 	6AV6382-2AA07-5AV0 6AV6382-2CA07-5AV0 6AV6382-2DA07-5AV0 6AV6382-2EA07-5AV0 6AV6382-2HA07-5AV0 6AV6382-2FA07-5AV0	6AV6355-1AA31-7FA0 6AV6355-1AA31-7FA1 6AV6355-1AA31-7FA2 6AV6355-1AA31-7FA3
SIMATIC WinCC flexible Runtime SW package for SIMATIC IPC; WinCC flexible Runtime current version, WinCC flexible/Archives+Recipes; Delivery only when ordering the same number of SIMATIC IPCs on the same order form <ul style="list-style-type: none"> 128 PowerTags 512 PowerTags 2 048 PowerTags 4 096 PowerTags 	6AV6623-2BA00-0AA0 6AV6623-2DA00-0AA0 6AV6623-2FA00-0AA0 6AV6623-2GA00-0AA0	SIMATIC S7-1500 Software Controller CPU1507S Package SW package only available for IPC227E/IPC277E <ul style="list-style-type: none"> SW Controller CPU 1507S for IPC2x7E V2.7 (DVD) ^{1) 2)} SW Controller CPU 1507S (F) for IPC2x7E V2.7 (DVD) ^{1) 2)}
		6ES7672-7AC01-6YA0 6ES7672-7FC01-6YA0
		SIMATIC WinAC RTX (F) Package <ul style="list-style-type: none"> SIMATIC WinAC RTX ^{1) 2) 3) 4)} SIMATIC WinAC RTX F ^{1) 2) 3) 4)}
		6ES7671-0RC08-6YA0 6ES7671-1RC08-6YA0

¹⁾ Only if ordered together with a SIMATIC IPC

²⁾ The current version is always supplied

³⁾ For 32-bit operating systems only

⁴⁾ Not for IPC327E, IPC347D/E, IPC377E, ITP1000, Panel PC Ex

Note:

For ordering data for Panel PCs and accessories, see configurators in "SIMATIC Panel PCs".

More information is available on the Internet at:

<http://www.automation.siemens.com/simatic-hmi>

Overview***SIMATIC IOT2000***

The SIMATIC IOT2000 is the reliable, open platform designed for the acquisition, processing and transfer of data directly in the production environment.

It is ideally suited for use as a gateway between the cloud or company IT level and production.

It can serve as an interface in both directions. It can also transfer evaluated data from the cloud to production control. This continuous exchange of data closes the control loop for optimizing the production process. The openness of the system in supporting numerous communication protocols and programming in high-level languages enables tailored solutions.

PC-based Automation

Industrial IoT Gateway

SIMATIC IOT2000

SIMATIC IOT2050

Overview



The openness of the system in supporting numerous communication protocols and programming in high-level languages enables tailored solutions.

Openness for industrial IOT applications

- Wide range of options for programming in high-level languages
- Implementation of flexible communication solutions with different protocols, from Modbus RTU, OPC UA to cloud protocols such as MQTT/AMQP
- Use of open source application examples and libraries
- SIMATIC Industrial OS, via OSD + free "ISAR" Debian via download

Additional information is available on the Internet at:
<http://siemens.com/iot2000>

SIMATIC IOT2050

The SIMATIC IOT2050 is the reliable, open platform designed for the acquisition, processing and transfer of data directly in the production environment. It is ideally suited for use as a gateway between the cloud or company IT level and production.

Technical specifications

Article number	6ES7647-0BA00-0YA2	6ES7647-0BA00-1YA2
	SIMATIC IoT2050	SIMATIC IoT2050
Installation type/mounting		
Design	IoT Gateway, built-in unit	IoT Gateway, built-in unit
Supply voltage		
Type of supply voltage	12/24 V DC	12/24 V DC
Mains buffering		
• Mains/voltage failure stored energy time	5 ms	5 ms
Processor		
Processor type	ARM T1 AM6528 GP	ARM T1 AM6548 HS
Graphic		
Graphics controller	Integrated	Integrated
Drives		
Slot for drives	1x microSD card slot	1x microSD card slot
Memory		
Type of memory	DDR4	DDR4
Main memory	1 GB RAM	2 GB RAM
Capacity of main memory, max.	1 Gbyte	2 Gbyte
Hardware configuration		
Slots		
• free slots	1x Arduino, 1x mPCIe	1x Arduino, 1x mPCIe
Digital inputs		
Number of digital inputs	20	20
Input voltage		
• Type of input voltage	DC	DC
Digital outputs		
Number of digital outputs	20	20
Output voltage		
• Type of output voltage	DC	DC
• permissible voltage at output, min.	3.3 V	3.3 V
• permissible voltage at output, max.	5 V	5 V

Article number	6ES7647-0BA00-0YA2	6ES7647-0BA00-1YA2
	SIMATIC IoT2050	SIMATIC IoT2050
Analog inputs		
Number of analog inputs		6
Input ranges		
• Voltage		Yes; 0 ... 5 V
Interfaces		
PROFIBUS/MPI	can be implemented with plug-in card	
Number of industrial Ethernet interfaces	2	2
Number of PROFINET interfaces	2	2
USB port	2x USB 2.0	2x USB 2.0
Connection for keyboard/mouse serial interface	USB	USB
	1x COM (1x RS 232 / 422 / 485)	
Video interfaces		
• Graphics interface	1x DisplayPort	1x DisplayPort
Industrial Ethernet		
• Industrial Ethernet interface	2x Ethernet (RJ45)	2x Ethernet (RJ45)
- 100 Mbps	Yes	Yes
- 1000 Mbps	Yes	Yes
Integrated Functions		
Monitoring functions		
• Temperature monitoring	Yes	Yes
• Watchdog	Yes	Yes
• Status LEDs	Yes	Yes
EMC		
Interference immunity against discharge of static electricity		
• Interference immunity against discharge of static electricity	±4 kV contact discharge acc. to IEC 61000-4-2; ±8 kV air discharge acc. to IEC 61000-4-2	

Technical specifications (continued)

Article number	6ES7647-0BA00-0YA2 SIMATIC IoT2050	6ES7647-0BA00-1YA2 SIMATIC IoT2050
Interference immunity against high-frequency electromagnetic fields		
<ul style="list-style-type: none"> Interference immunity against high frequency radiation 		10 V/m for 80 ... 1 000 MHz, 80 % AM according to IEC 61000-4-3; 3 V/m for 1.4 ... 6 GHz, 80 % AM according to IEC 61000-4-3
Interference immunity to cable-borne interference		
<ul style="list-style-type: none"> Interference immunity on supply cables Interference immunity on signal cables >30m Interference immunity on signal cables < 30m 	<ul style="list-style-type: none"> ±2 kV (according to IEC 61000-4-4, burst); ±1 kV (according to IEC 61000-4-5, surge pulse/line to line); ±2 kV (according to IEC 61000-4-5, surge pulse/line to ground) 	<ul style="list-style-type: none"> ±2 kV acc. to IEC 61000-4-5, surge, length > 30 m ±1 kV acc. to IEC 61000-4-4, Burst
Interference immunity against voltage surge		
<ul style="list-style-type: none"> asymmetric interference symmetric interference 	<ul style="list-style-type: none"> ±2 kV acc. to IEC 61000-4-5, surge asymmetric ±1 kV acc. to IEC 61000-4-5, surge symmetric 	
Degree and class of protection		
IP degree of protection	IP20	IP20
IP (all-round)	IP20	IP20
Standards, approvals, certificates		
CE mark	Yes	Yes
UL approval	Yes	Yes
cULus	Yes	Yes
RCM (formerly C-TICK)	Yes	Yes
KC approval	Yes	Yes
EAC (formerly Gost-R)	Yes	Yes
FCC	Yes	Yes
EMC	CE, EN 61000-6-4:2007 +A1:2011, EN 61000-6-2:2005, CE, EN IEC 61000-6-4:2019, EN IEC 61000-6-2:2019	
Ambient temperature during storage/transportation		
<ul style="list-style-type: none"> min. max. 	<ul style="list-style-type: none"> -20 °C 70 °C 	<ul style="list-style-type: none"> -20 °C 70 °C
Altitude during operation relating to sea level		
<ul style="list-style-type: none"> Installation altitude above sea level, max. 	2 000 m	2 000 m
Relative humidity		
<ul style="list-style-type: none"> Relative humidity Operation, max. 	<ul style="list-style-type: none"> 5 ... 85 % at 30 °C, no condensation 85 % 	<ul style="list-style-type: none"> 5 ... 85 % at 30 °C, no condensation 85 %
Operating systems		
pre-installed operating system	No	SIMATIC Industrial OS
without operating system	Yes	No

Article number	6ES7647-0BA00-0YA2 SIMATIC IoT2050	6ES7647-0BA00-1YA2 SIMATIC IoT2050
Mechanics/material		
Enclosure material (front)	plastic	plastic
<ul style="list-style-type: none"> Plastic Aluminum Stainless steel Glass 	<ul style="list-style-type: none"> Yes Yes Yes No 	<ul style="list-style-type: none"> Yes Yes Yes No
Dimensions		
Width	37 mm	37 mm
Height	142 mm	142 mm
Depth	100 mm	100 mm

Ordering data
Article No.

SIMATIC IOT2050
 2 x GB Ethernet RJ45;
 Display Port; 2x USB 2.0;
 SD CARD slot;
 24 V DC industrial power supply

- Hard disk: 1x microSD card slot; memory: DDR4-SDRAM 1 GB
- Hard disk: 16 GB eMMC; 1x microSD card slot; memory: DDR4-SDRAM 2 GB

6ES7647-0BA00-0YA2
6ES7647-0BA00-1YA2

Additional information is available on the Internet at:


<http://siemens.com/iot2000>

PC-based Automation

Industrial IoT Gateway
SIMATIC IOT2000

SIMATIC IOT2040

Overview



SIMATIC IOT2040

The SIMATIC IOT2040 is the reliable, open platform designed for the acquisition, processing and transfer of data directly in the production environment.

It is ideally suited for use as a gateway between the cloud or company IT level and production.

The openness of the system in supporting numerous communication protocols and programming in high-level languages enables tailored solutions.

Openness for industrial IOT applications

- Wide range of options for programming in high-level languages
- Implementation of flexible communication solutions with different protocols, from Modbus RTU, OPC UA to cloud protocols such as MQTT/AMQP
- Use of open source application examples and libraries
- Yocto Linux support

Additional information

More information is available on the Internet at:
<http://siemens.com/iot2000>

Technical specifications

Article number	6ES7647-0AA00-1YA2 SIMATIC IoT2040
Installation type/mounting	
Design	IoT Gateway, built-in unit
Supply voltage	
Type of supply voltage	24 V DC (9 ... 36 V)
Mains buffering	
• Mains/voltage failure stored energy time	5 ms
Processor	
Processor type	Intel Quark X1020
Drives	
Hard disk	1x microSD card slot
Memory	
Type of memory	DDR3-SDRAM
Main memory	1 GB
Capacity of main memory, max.	1 Gbyte
Hardware configuration	
Slots	
• free slots	1x Arduino, 1x mPCIe
Interfaces	
Number of industrial Ethernet interfaces	2
USB port	1x USB 2.0, 1x USB client
Connection for keyboard/mouse serial interface	USB / USB 2x COM ports (RS 232, RS 485)
Industrial Ethernet	
• Industrial Ethernet interface	2x Ethernet (RJ45)
- 100 Mbps	Yes
- 1000 Mbps	No
Integrated Functions	
Monitoring functions	
• Temperature monitoring	No
• Watchdog	Yes
• Status LEDs	Yes
• Fan	No
EMC	
Interference immunity against discharge of static electricity	
• Interference immunity against discharge of static electricity	±4 kV contact discharge acc. to IEC 61000-4-2; ±8 kV air discharge acc. to IEC 61000-4-2
Interference immunity against high-frequency electromagnetic fields	
• Interference immunity against high frequency radiation	10 V/m for 80 - 1 000 MHz, 80% AM acc. to IEC 61000-4-3; 3 V/m for 1.4 - 2 GHz, 80% AM acc. to IEC 61000-4-3; 1 V/m for 2 - 2.7 GHz, 80% AM acc. to IEC 61000-4-3; 10 V for 150 kHz - 80 MHz, 80% AM acc. to IEC 61000-4-6

Technical specifications (continued)

Article number	6ES7647-0AA00-1YA2 SIMATIC IoT2040
Interference immunity to cable-borne interference	
<ul style="list-style-type: none"> Interference immunity on supply cables 	±2 kV acc. to IEC 61000-4-4, burst; ±1 kV acc. to IEC 61000-4-5, surge symmetric; ±2 kV acc. to IEC 61000-4-5, surge asymmetric
<ul style="list-style-type: none"> Interference immunity on signal cables >30m 	±2 kV acc. to IEC 61000-4-5, surge, length > 30 m
<ul style="list-style-type: none"> Interference immunity on signal cables < 30m 	±2 kV in accordance with IEC 61000-4-4, burst, length > 30 m
Interference immunity against voltage surge	
<ul style="list-style-type: none"> asymmetric interference 	±2 kV acc. to IEC 61000-4-5, surge asymmetric
<ul style="list-style-type: none"> symmetric interference 	±1 kV acc. to IEC 61000-4-5, surge symmetric
Interference immunity to magnetic fields	
<ul style="list-style-type: none"> Interference immunity to magnetic fields at 50 Hz 	100 A/m; to IEC 61000-4-8
Emission of conducted and non-conducted interference	
<ul style="list-style-type: none"> Interference emission via line/AC current cables 	EN 61000-6-4:2007 +A1:2011
Degree and class of protection	
IP degree of protection	IP20
IP (at the front)	IP20
Standards, approvals, certificates	
CE mark	Yes
UL approval	Yes
cULus	Yes
KC approval	Yes
EMC	CE, EN 61000-6-4:2007 +A1:2011, EN 61000-6-2:2005, EN 61000-6-3:2007 +A1:2011, EN 61000-6-1:2007
Ambient conditions	
Ambient temperature during operation	
<ul style="list-style-type: none"> Ambient temperature during operation 	0 °C to 50 °C
Relative humidity	
<ul style="list-style-type: none"> Relative humidity 	Tested according to IEC 60068-2-78, IEC 60068-2-30: Operation: 5 % to 85 % at 30 °C (no condensation), storage / transport: 5 % to 95 % at 25 / 55 °C (no condensation)
Vibrations	
<ul style="list-style-type: none"> Vibration resistance during operation acc. to IEC 60068-2-6 	Tested according to IEC 60068-2-6: 5 Hz to 9 Hz: 3.5 mm; 9 Hz to 200 Hz: 9.8 m/s ²
Shock testing	
<ul style="list-style-type: none"> Shock load during operation 	Tested according to IEC 60068-2-27: 150 m/s ² , 11 ms
Operating systems	
without operating system	Yes
Dimensions	
Width	144 mm
Height	90 mm
Depth	53 mm

Ordering data

SIMATIC IOT2040
 2 x 10/100 Mbps Ethernet RJ45;
 1 x USB 2.0,
 1 x USB client;
 SD card slot;
 24 V DC industrial power supply

Article No.

6ES7647-0AA00-1YA2

Additional information is available on the Internet at:

<http://siemens.com/iot2000>

PC-based Automation

Industrial IoT Gateway

SIMATIC IOT2000

SIMATIC IOT2000 Input/Output Module

Overview

IO shield for SIMATIC IOT2000 industrial IoT Gateways

The SIMATIC IOT2000 IO shield allows for direct connection of non-time-critical sensor data to the SIMATIC IOT2000 via digital and analog IOs.

Essential highlights:

- High degree of industrial functionality
- Arduino shield with 5x DI, 2x DO, 2x AI
- Rapid installation since suitable cover and fixing accessories supplied
- Industrial design
- For use in standard industrial voltage ranges (e.g. 24 V with digital In)

- Tested environmental conditions as for IOT2040 (e.g. for 0 ... 50° C)
- Approvals as for IOT2040 (CE UL)
- Developed and tested for 24/7 operation
- Extremely versatile application creation
- Module addressing via GPIOs allows wide choice of programming language and development environment.

Target applications:

- Direct connection of
 - Sensors
 - Actuators (especially lamps, horns)
- Distribution of data to higher-level units, such as clouds

Technical specifications

Article number	6ES7647-0KA01-0AA2 SIMATIC IoT2000 input/output module
Installation type/mounting	
Design	Plug-in card
Supply voltage	
Type of supply voltage	24 V DC
Digital inputs	
Number of digital inputs	5
Input voltage	
• Type of input voltage	DC
• for signal *0*	< 5 V DC
• for signal *1*	> 12 V DC
Input current	
• for signal *0*, max. (permissible quiescent current)	0.9 mA
• for signal *1*, typ.	2.1 mA
Input delay (for rated value of input voltage)	
for standard inputs	
- at *0* to *1*, max.	1.5 ms
- at *1* to *0*, max.	1.5 ms
Digital outputs	
Type of digital output	transistor
Number of digital outputs	2
Short-circuit protection	Yes
Output voltage	
• Type of output voltage	DC
• permissible voltage at output, min.	0 V
• permissible voltage at output, max.	28.8 V
Output current	
• for signal *1* rated value	0.3 A
Parallel switching of two outputs	
• for uprating	No
Switching frequency	
• with resistive load, max.	10 Hz
• with inductive load, max.	0.5 Hz
Analog inputs	
Number of analog inputs	2
Input ranges	
• Voltage	Yes; 0 to 10V
• Current	Yes; 0 to 20 mA
• Thermocouple	No
• Resistance thermometer	No
• Resistance	No

Article number	6ES7647-0KA01-0AA2 SIMATIC IoT2000 input/output module
Input ranges (rated values), voltages	
• 0 to +10 V	Yes
Input ranges (rated values), currents	
• 0 to 20 mA	Yes
Analog value generation for the inputs	
Integration and conversion time/resolution per channel	
• Resolution with overrange (bit including sign), max.	9 bit
Integrated Functions	
Monitoring functions	
• Temperature monitoring	No
• Watchdog	No
• Status LEDs	No
• Fan	No
EMC	
Interference immunity against discharge of static electricity	
• Interference immunity against discharge of static electricity	±4 kV contact discharge acc. to IEC 61000-4-2; ±8 kV air discharge acc. to IEC 61000-4-2
Interference immunity against high-frequency electromagnetic fields	
• Interference immunity against high frequency radiation	10 V/m for 80 - 1 000 MHz, 80% AM acc. to IEC 61000-4-3; 3 V/m for 1.4 - 2 GHz, 80% AM acc. to IEC 61000-4-3; 1 V/m for 2 - 2.7 GHz, 80% AM acc. to IEC 61000-4-3; 10 V for 150 kHz - 80 MHz, 80% AM acc. to IEC 61000-4-6
Interference immunity to cable-borne interference	
• Interference immunity on supply cables	±2 kV acc. to IEC 61000-4-4, burst; ±1 kV acc. to IEC 61000-4-5, surge symmetric; ±2 kV acc. to IEC 61000-4-5, surge asymmetric
• Interference immunity on signal cables >30m	±2 kV acc. to IEC 61000-4-5, surge, length > 30 m
• Interference immunity on signal cables < 30m	±2 kV in accordance with IEC 61000-4-4, burst, length > 30 m

Technical specifications (continued)

Article number	6ES7647-0KA01-0AA2 SIMATIC IoT2000 input/output module
Interference immunity against voltage surge	
• asymmetric interference	±2 kV acc. to IEC 61000-4-5, surge asymmetric
• symmetric interference	±1 kV acc. to IEC 61000-4-5, surge symmetric
Interference immunity to magnetic fields	
• Interference immunity to magnetic fields at 50 Hz	100 A/m; to IEC 61000-4-8
Emission of conducted and non-conducted interference	
• Interference emission via line/ AC current cables	EN 61000-6-4:2007 +A1:2011
Degree and class of protection	
IP (at the front)	n.a.
Standards, approvals, certificates	
CE mark	Yes
UL approval	Yes
cULus	Yes
KC approval	Yes; For use inside SIMATIC IoT2040
EMC	CE, EN 61000-6-4:2007 +A1:2011, EN 61000-6-2:2005, EN 61000-6-3:2007 +A1:2011, EN 61000-6-1:2007
Ambient conditions	
Ambient temperature during operation	
• Ambient temperature during operation	0 °C to 50 °C
Relative humidity	
• Relative humidity	Tested according to IEC 60068-2-78, IEC 60068-2-30: Operation: 5 % to 85 % at 30 °C (no condensation), storage / transport: 5 % to 95 % at 25 / 55 °C (no condensation)
Operating systems	
without operating system	Yes
Dimensions	
Width	75 mm
Height	57 mm
Depth	32 mm

Ordering data
Article No.

SIMATIC IOT2000 Input/Output Module
 5x DI, 2x AI, 2x DO, Arduino shield for SIMATIC IOT2020 and IOT2040

6ES7647-0KA01-0AA2

Technical support:

Technical and application support for the SIMATIC IOT2000 Input/Output Module is exclusively via the moderated Siemens Industry Online Forum:
 IOT2000 Forum link:

<https://support.industry.siemens.com/tf/ww/en/search/mainsearch/?text=IOT2000>

Here you can find Getting Started, FAQs etc.


Application examples are continually being added.

PC-based Automation

Industrial IoT Gateway
SIMATIC IOT2000

SIMATIC IOT2000 Input Module Sink/Source

Overview



IO shield for SIMATIC IOT2000 industrial IoT gateway

The SIMATIC IOT2000 IO shield allows for direct connection of non-time-critical sensor data to the SIMATIC IOT2000 via its digital IOs.

Essential highlights:

- High degree of industrial functionality
- Arduino shield with 10x DI
- Each input can be used as a sink or source, no configuration necessary
- Rapid installation since suitable cover and fixing accessories supplied
- Industrial design
- For use with standard industrial voltage ranges (e.g. 24 V with digital In)
- Tested environmental conditions as for IOT2040 (e.g. for 0 ... 50° C)
- Approvals as for IOT2040 (CE UL)
- Developed and tested for 24/7 operation
- Extremely versatile application creation
- Module addressing via GPIOs allows wide choice of programming languages and development environments.

Target applications:

- Direct connection of sensors
- Distribution of data to higher-level units, such as clouds

Technical specifications

Article number	6ES7647-0KA02-0AA2 SIMATIC IoT2000 input module sink/source
Installation type/mounting	
Mounting	On Arduino interface
Design	Plug-in card
Supply voltage	
Type of supply voltage	24 V
Digital inputs	
Number of digital inputs	10
Input voltage	
• for signal "0"	< 5 V DC
• for signal "1"	> 12 V DC
Input current	
• for signal "0", max. (permissible quiescent current)	0.9 mA
• for signal "1", typ.	2.1 mA
Input delay (for rated value of input voltage)	
for standard inputs	
- at "0" to "1", max.	1.5 ms
- at "1" to "0", max.	1.5 ms
Digital outputs	
Type of digital output	without
EMC	
Interference immunity against discharge of static electricity	
• Interference immunity against discharge of static electricity	± 6 kV contact discharge at the front in accordance with IEC 61000-4-2; ±4 kV, housing contact discharge at the back in accordance with IEC 61000-4-2; ± 8 kV air discharge in accordance with IEC 61000-4-2
Interference immunity to cable-borne interference	
• Interference immunity on signal cables < 30m	±1 kV acc. to IEC 61000-4-4, Burst
Emission of conducted and non-conducted interference	
• Interference emission via line/AC current cables	10 V/m for 80 - 2 000 MHz, 80 % AM acc. to IEC 61000-4-3; 3 V/m for 2 - 2.7 GHz, 80 % AM acc. to IEC 61000-4-3
Compliance with line harmonic distortion limits	
• Compliance with line harmonic distortion acc. to IEC 61000-3-2, IEC 61000-3-3	No

SIMATIC IOT2000 Input Module Sink/Source

Technical specifications (continued)

Article number	6ES7647-0KA02-0AA2 SIMATIC IoT2000 input module sink/source
Degree and class of protection	
IP (at the front)	20
Standards, approvals, certificates	
CE mark	Yes
UL approval	Yes
cULus	Yes
RCM (formerly C-TICK)	Yes
FCC	Yes
EMC	CE (industry)
Ambient temperature during storage/transportation	
• min.	-20 °C
• max.	70 °C
Mechanics/material	
Enclosure material (front)	plastic
• Plastic	Yes
• Aluminum	No
• Stainless steel	No
• Glass	No
Dimensions	
Width	75 mm
Height	57 mm
Depth	32 mm

Ordering data

SIMATIC IOT2000 Input Module Sink/Source
 10x DI, Arduino shield for SIMATIC IOT2020 and IOT2040

Article No.

6ES7647-0KA02-0AA2

More informationTechnical support:

Technical and application support for the SIMATIC IOT2000 Input/Output Module is exclusively via the moderated Siemens Industry Online Forum:
 IOT2000 Forum link:

<https://support.industry.siemens.com/tf/ww/en/search/mainsearch/?text=IOT2000>

You can find Getting Started, FAQs etc. here.

Application examples are continually being added.

PC-based Automation

Software controllers

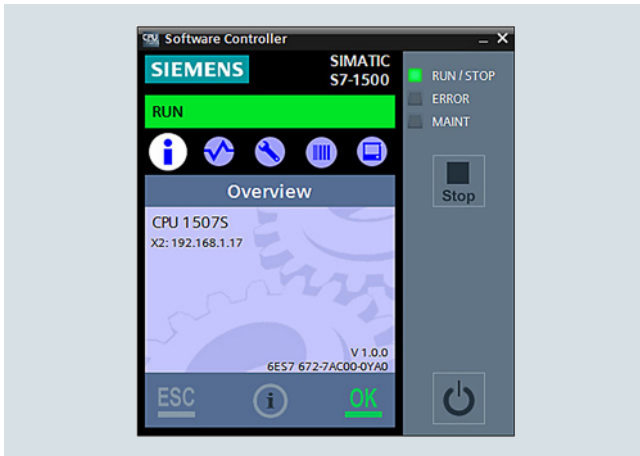
SIMATIC S7-1500 Software Controllers

Overview

SIMATIC S7-1500 Software Controller

- SIMATIC S7-1500 Software Controller for implementing control tasks with SIMATIC IPC
- High system availability thanks to innovative real-time system
- Available as standard and fail-safe version
- Improved know-how and copy protection
- Integrated motion control functionalities for controlling speed-controlled and positioning axes, support for external encoders, cams/cam tracks and probes
- Integrated web server for diagnostics with the option of creating user-defined web pages
- SIMATIC ODK 1500S for the development and integration of control functions under Windows with the high-level languages C/C++, VB and C#
- SIMATIC Target 1500™ for the development of control functions using Matlab Simulink®

Overview



- Software Controller for implementing the functions of a SIMATIC S7-1500 controller on a SIMATIC IPC
- For use as a PC-based controller in machines with distributed I/O via PROFINET and PROFIBUS
- For utilizing IPC onboard interfaces and PC plug-in cards for PROFINET and PROFIBUS connections
- Optimized for PC-based control tasks with the IPC427E Microbox PC and the IPC477E Panel PC
- Can also be used in IPC227E, IPC477D, IPC627D and IPC827D Box PCs, IPC277E, IPC477D and IPC677D Panel PCs, and IPC647D and IPC847D Rack PCs
- Execution of functions and algorithms implemented with high-level languages under Windows (C/C++, C#, VB) and locally in the CPU 1507S (C/C++)
- Integrated motion control functionalities for controlling speed-controlled and positioning axes as well as synchronous operation, support for external encoders, precise position gearing between axes, output cams/cam tracks and probes
- Integrated web server for diagnostics with the option of creating user-defined web pages
- OPC UA server (data access) and client as runtime option for easy connection of the software controller to Windows applications or non-Siemens devices/systems

Ordering data

Article No.

SIMATIC S7-1500 Software Controller CPU 1507S

For implementing the function of an S7-1500 controller on SIMATIC IPCs

Target system:

Optimized for PC-based control tasks with Microbox PC IPC427E and Panel PC IPC477E

Can also be used with

IPC277E Panel PC
IPC477D Panel PC
IPC677D Panel PC
IPC227E Box PC
IPC427D Box PC
IPC627D Box PC
IPC827D Box PC
IPC647DRack PC
IPC847D Rack PC

Requirement:

Windows 7 / Windows Embedded Standard 7 / Windows 10 Enterprise LTSB 2016 with MBR boot

Type of delivery:

en, de, fr, it, es, zh

- Single license for one installation Software and documentation on DVD, license key on USB flash drive
- Single license for one installation Software download including license key ¹⁾

6ES7672-7AC01-0YA0

6ES7672-7AC01-0YG0

Accessories

SIMATIC IPC

- SIMATIC IPC427E Microbox PC
- SIMATIC IPC477E Panel PC
- SIMATIC IPC427D Microbox PC
- SIMATIC IPC227E Nanobox PC
- SIMATIC IPC277E Panel PC
- SIMATIC IPC477D Panel PC
- SIMATIC IPC677D Panel PC
- SIMATIC IPC627D Box PC
- SIMATIC IPC827D Box PC
- SIMATIC IPC647D Rack PC
- SIMATIC IPC847D Rack PC

6AG4141-.....

6AV7241-.....

6AG4140-.....

6ES7647-8B...-...0

6AV7882-0...0-...0

6AV7240-.....

6AV7260-.....

6AG4131-2.....

6AG4132-2.....

6AG4112-2.....

6AG4114-2.....

CP 1625 communications processor

6ES7648-2CF10-1AA0

PCI Express x1 card for connecting PROFINET with IRT to the S7-1500 Software Controller

CP 5622 communications processor

6GK1562-2AA00

PCI Express x1 card (32-bit) for connecting a programming device or PC to PROFIBUS

CP 5623 communications processor

6GK1562-3AA00

PCI Express x1 card (32-bit) for connection to PROFIBUS incl. DP-Base software with NCM PC; DP-RAM interface for DP master or DP slave, incl. PG and FDL protocols; single license for 1 installation, runtime software, software and electronic manual on CD-ROM, Class A; for operating system support see SIMATIC NET software en/de

¹⁾ For up-to-date information and download availability, see: <http://www.siemens.com/tia-online-software-delivery>

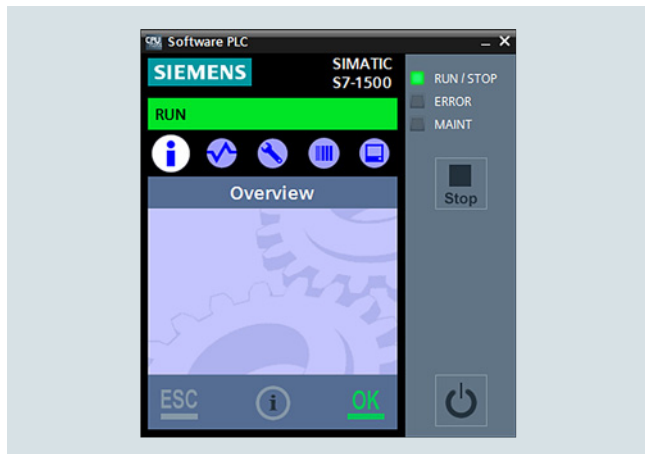
PC-based Automation

Software controllers

SIMATIC S7-1500 Software Controllers

Standard CPUs > CPU 1508S

Overview



- Software Controller for implementing the functions of a SIMATIC S7-1500 controller on a SIMATIC IPC
- For use with control applications with increased requirements for program and data memory
- For use as a PC-based controller in machines with distributed I/O via PROFINET and PROFIBUS
- For utilizing IPC onboard interfaces and PC plug-in cards for PROFINET and PROFIBUS connections
- Optimized for PC-based control tasks with IPC627D and IPC827D Box PCs, IPC677D Panel PC and IPC647D and IPC847D Rack PCs
- Can also be used on IPC427E Box PCs and IPC477E Panel PCs
- Execution of functions and algorithms implemented with high-level languages under Windows (C/C++, C#, VB) and locally in the CPU 1508S (C/C++)
- Integrated motion control functionalities for controlling speed-controlled and positioning axes as well as synchronous operation, support for external encoders, precise position gearing between axes, output cams/cam tracks and probes
- OPC UA server (data access) and client as runtime option for easy connection of the software controller to Windows applications or non-Siemens devices/systems

Ordering data

Article No.

SIMATIC S7-1500 Software Controller CPU 1508S

For implementing the function of an S7-1500 controller on a SIMATIC IPC

Target system:

Optimized for PC-based control tasks with:

IPC677D Panel PC
IPC627D Box PC
IPC827D Box PC
IPC647D Rack PC
IPC847D Rack PC

Can also be used with:

IPC477E Panel PC
IPC427E Box PC

Requirement:

Windows 7 / Windows Embedded Standard 7 / Windows 10 (64-bit)

Type of delivery:

en, de, fr, it, es, zh

- Single license for one installation Software and documentation on DVD, license key on USB flash drive

6ES7672-8AC01-0YA0

- Single license for one installation Software download including license key ¹⁾

6ES7672-8AC01-0YG0

Accessories

SIMATIC IPC

- SIMATIC IPC427E Microbox PC
- SIMATIC IPC477E Panel PC
- SIMATIC IPC477D Panel PC
- SIMATIC IPC677D Panel PC
- SIMATIC IPC627D Box PC
- SIMATIC IPC827D Box PC
- SIMATIC IPC647D Rack PC
- SIMATIC IPC847D Rack PC

6AG4141-.....-....

6AV7241-.....-....

6AV7240-.....-....

6AV7260-.....-....

6AG4131-2.....-....

6AG4132-2.....-....

6AG4112-2.....-....

6AG4114-2.....-....

CP 1625 communications processor

6ES7648-2CF10-1AA0

PCI Express x1 card for connecting PROFINET with IRT to the S7-1500 Software Controller

CP 5622 communications processor

6GK1562-2AA00

PCI Express x1 card (32-bit) for connecting a programming device or PC to PROFIBUS

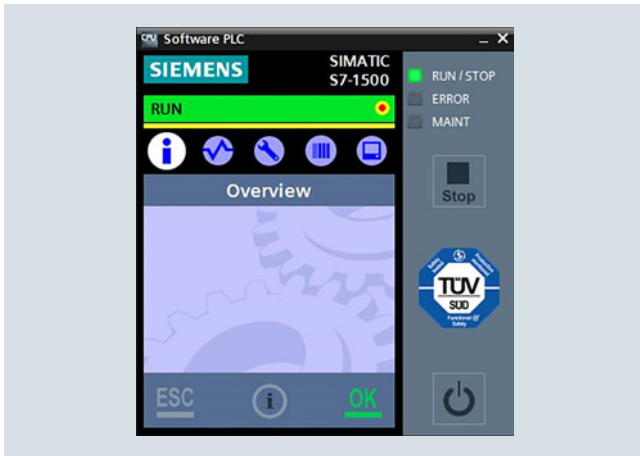
CP 5623 communications processor

6GK1562-3AA00

PCI Express x1 card (32-bit) for connection to PROFIBUS incl. DP-Base software with NCM PC; DP-RAM interface for DP master or DP slave, incl. PG and FDL protocols; single license for 1 installation, runtime software, software and electronic manual on CD-ROM, Class A; for operating system support see SIMATIC NET software en/de

¹⁾ For up-to-date information and download availability, see: <http://www.siemens.com/tia-online-software-delivery>

Overview



- Software Controller for implementing the functions of a SIMATIC S7-1500 controller on a SIMATIC IPC
- For use as a PC-based controller in machines with distributed I/O via PROFINET and PROFIBUS
- For utilizing IPC onboard interfaces and PC plug-in cards for PROFINET and PROFIBUS connections
- Can be used for safety functions up to SIL 3 according to IEC 61508 and up to PL e according to ISO 13849
- Supports PROFIsafe in distributed configurations
- Optimized for PC-based control tasks with the IPC427E Microbox PC and the IPC477E Panel PC (requires configuration with NVRAM)
- Can also be used in IPC227E, IPC477D, IPC627D and IPC827D Box PCs as well as IPC277E, IPC477D and IPC677D Panel PCs (requires configuration with NVRAM)
- Execution of functions and algorithms implemented with high-level languages under Windows (C/C++, C#, VB) and locally in the CPU 1507S F (C/C++)
- Integrated motion control functionalities for controlling speed-controlled and positioning axes as well as synchronous operation, support for external encoders, precise position gearing between axes, output cams/cam tracks and probes
- Integrated web server for diagnostics with the option of creating user-defined web pages
- OPC UA server (data access) and client as runtime option for easy connection of the software controller to Windows applications or non-Siemens devices/systems

Ordering data

Article No.

SIMATIC S7-1500 Software Controller CPU 1507S F

For implementing the function of a fail-safe S7-1500 controller on SIMATIC IPCs

Target system:

Optimized for PC-based control tasks with IPC427E Microbox PC and IPC477E Panel PC
Can also be used with
IPC277E Panel PC
IPC477D Panel PC
IPC677D Panel PC
IPC227E Box PC
IPC427D Box PC
IPC627D Box PC
IPC827D Box PC

Requirement:

Windows 7 / Windows Embedded Standard 7 / Windows 10 Enterprise LTSB with MBR boot (IPC configuration with NVRAM required)

Type of delivery:

en, de, fr, it, es, zh

- Single license for one installation Software and documentation on DVD, license key on USB flash drive
- Single license for one installation Software download including license key ¹⁾

6ES7672-7FC01-0YA0

6ES7672-7FC01-0YG0

Accessories

SIMATIC IPC

- SIMATIC IPC427E Microbox PC
- SIMATIC IPC477E Panel PC
- SIMATIC IPC427D Microbox PC
- SIMATIC IPC227E Nanobox PC
- SIMATIC IPC277E Panel PC
- SIMATIC IPC477D Panel PC
- SIMATIC IPC677D Panel PC
- SIMATIC IPC627D Box PC
- SIMATIC IPC827D Box PC

6AG4141-.....-....

6AV7241-.....-....

6AG4140-.....-....

6ES7647-8B...-....

6AV7882-0...0-....0

6AV7240-.....-....

6AV7260-.....-....

6AG4131-2...-....

6AG4132-2...-....

CP 1625 communications processor

PCI Express x1 card for connecting PROFINET with IRT to the S7-1500 Software Controller

6ES7648-2CF10-1AA0

CP 5622 communications processor

PCI Express x1 card (32-bit) for connecting a programming device or PC to PROFIBUS

6GK1562-2AA00

CP 5623 communications processor

PCI Express x1 card (32-bit) for connection to PROFIBUS incl. DP-Base software with NCM PC; DP-RAM interface for DP master or DP slave, incl. PG and FDL protocols; single license for 1 installation, runtime software, software and electronic manual on CD-ROM, Class A; for operating system support see SIMATIC NET software en/de

6GK1562-3AA00

For up-to-date information and download availability, see:
<http://www.siemens.com/tia-online-software-delivery>

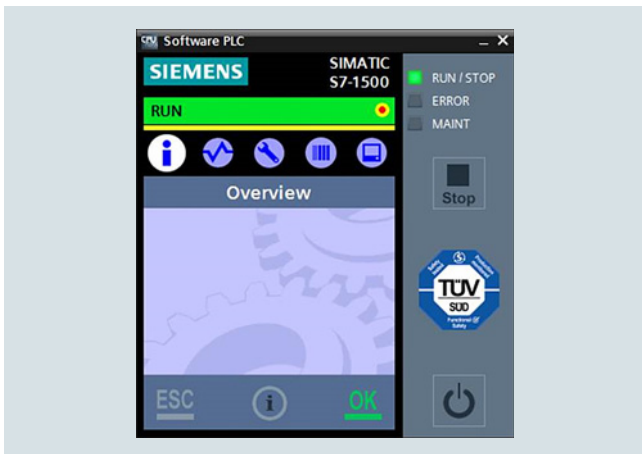
PC-based Automation

Software controllers

SIMATIC S7-1500 Software Controllers

Fail-safe CPUs > CPU 1508S F

Overview



- Software Controller for implementing the functions of a SIMATIC S7-1500 controller on a SIMATIC IPC
- For use with control applications with increased requirements for program and data memory
- For use as a PC-based controller in machines with distributed I/O via PROFINET and PROFIBUS
- For utilizing IPC onboard interfaces and PC plug-in cards for PROFINET and PROFIBUS connections
- Can be used for safety functions up to SIL 3 according to IEC 61508 and up to PL e according to ISO 13849
- Supports PROFIsafe in distributed configurations
- Optimized for PC-based control tasks with IPC627D and IPC827D Box PCs, IPC677D Panel PC and IPC647D and IPC847D Rack PCs (configuration with NVRAM required)
- Can also be used on IPC427E Box PC and IPC477E Panel PC (configuration with NVRAM required)
- Execution of functions and algorithms implemented with high-level languages under Windows (C/C++, C#, VB) and locally in the CPU 1508S F (C/C++)
- Integrated motion control functionalities for controlling speed-controlled and positioning axes as well as synchronous operation, support for external encoders, precise position gearing between axes, output cams/cam tracks and probes
- Integrated web server for diagnostics with the option of creating user-defined web pages
- OPC UA server (data access) and client as runtime option for easy connection of the software controller to Windows applications or non-Siemens devices/systems

Ordering data

Article No.

SIMATIC S7-1500 Software Controller CPU 1508S F

For implementing the function of an S7-1500 Controller on SIMATIC IPCs (IPC configuration with NVRAM required)

Target system:

Optimized for PC-based control tasks with:
 IPC677D Panel PC
 IPC627D Box PC
 IPC827D Box PC
 Can also be used with:
 IPC477E Panel PC
 IPC427E Box PC

Requirement:

Windows 7 / Windows Embedded Standard 7 / Windows 10 (64-bit)

Type of delivery:

en, de, fr, it, es, zh

- Single license for one installation
Software and documentation on DVD, license key on USB flash drive
- Single license for one installation
Software download including license key ¹⁾

6ES7672-8FC01-0YA0

6ES7672-8FC01-0YG0

Accessories

SIMATIC IPC

- SIMATIC IPC427E Microbox PC
- SIMATIC IPC477E Panel PC
- SIMATIC IPC677D Panel PC
- SIMATIC IPC627D Box PC
- SIMATIC IPC827D Box PC

6AG4141-.....

6AV7241-.....

6AV7260-.....

6AG4131-2.....

6AG4132-2.....

CP 1625 communications processor

6ES7648-2CF10-1AA0

PCI Express x1 card for connecting PROFINET with IRT to the S7-1500 Software Controller

CP 5622 communications processor

6GK1562-2AA00

PCI Express x1 card (32-bit) for connecting a programming device or PC to PROFIBUS

CP 5623 communications processor

6GK1562-3AA00

PCI Express x1 card (32-bit) for connection to PROFIBUS incl. DP-Base software with NCM PC; DP-RAM interface for DP master or DP slave, incl. PG and FDL protocols; single license for 1 installation, runtime software, software and electronic manual on CD-ROM, Class A; for operating system support see SIMATIC NET software en/de

¹⁾ For up-to-date information and download availability, see: <http://www.siemens.com/tia-online-software-delivery>

Overview**SIMATIC ODK 1500S**

- For developing dynamically loadable function libraries for the S7-1500 Software Controllers and S7-1500 Advanced Controllers CPU 1518 MFP:
 - Implementation of function libraries for the S7-1500 software controller that are executed under Windows with the high-level languages C/C++, C# and VB
 - Implementation of function libraries for the PLCSIM Advanced that are executed under Windows with the high-level languages C/C++
 - Implementation of function libraries that are executed in real-time in the context of the user program of the CPU with the high-level language C++
 - Implementation of applications for the C++ runtime of the CPU 1518 MFP
- "Eclipse" development environment for real-time function libraries in the CPU user program and applications for the C++ runtime in the scope of delivery.
- Development of library functions under Windows with MS Visual Studio (optional)
- Easy introduction to development by using basic projects via templates
- Automatic creation of function blocks for calling the library functions
- Simple integration of the function blocks into STEP 7 by importing.
- Simple use of the library functions in the controller without specific high-level language know-how.

Licensing

- ODK 1500S is supplied with a floating license. The floating license allows installation of the software on any number of computers. The number of licenses acquired determines the number of computers on which the software can be used simultaneously.
- An upgrade to version 2.5 is offered for users of the previous versions 1.0 and 2.0.
- The integrated development environment Eclipse, required for developing real-time libraries, is included in the scope of supply of ODK 1500S as well as templates for Visual Studio.
- SIMATIC ODK 1500S is available as a standalone product or in a bundle with SIMATIC Target 1500S™ for Simulink®.

You can find more information on the Software Update Service, license types, online software delivery and handling your software licenses with the Automation License Manager here:

<http://www.siemens.com/simatic-licenses>

Ordering data**SIMATIC ODK 1500S**

Open Development Kit V2.0 for support in developing high-level language applications for SIMATIC S7-1500 Software Controllers V2.0 or V2.1

- single license; supplied on DVD
- single license; software download ¹⁾
E-mail address required for delivery

Open Development Kit V2.5 for support in developing high-level language applications for SIMATIC S7-1500 Advanced Controllers

- supplied on DVD, license key (floating license) on USB flash drive
- software download including license key (floating license) ¹⁾
E-mail address required for delivery
- upgrade to V2.5 for existing installations as from V1.0; software download including license key (floating license) ¹⁾
E-mail address required for delivery

Article No.**6ES7806-2CD02-0YA0****6ES7806-2CD02-0YG0****6ES7806-2CD03-0YA0****6ES7806-2CD03-0YG0****6ES7806-2CD03-0YK0**

¹⁾ For up-to-date information and download availability, see: <http://www.siemens.com/tia-online-software-delivery>

PC-based Automation

Software Controller SIMATIC S7-1500

Add-on applications

ODK 1500S XML Data Access driver, ODK 1500S FileServer, ODK 1500S SMX driver, ODK 1500S serial driver

Overview

ODK 1500S XML Data Access driver

With the function blocks of the ODK 1500S XML Data Access driver it is possible to access specific information in XML files in the Windows file system from the PLC program.

XPath expressions are used for accessing XML file elements since they provide the highest possible flexibility for processing XML data. This means that extremely large XML files can be edited, too.

The driver offers the following functionality:

- XML data can be read into and processed in the PLC.
- XML data can be modified and written back to the XML file.

Technical specifications

System requirements

- | | |
|---|--|
| <ul style="list-style-type: none"> • Runtime PC | SIMATIC IPC with S7-1500 Software Controller or SIMATIC ET 200SP Open Controller |
| <ul style="list-style-type: none"> • Engineering | STEP 7 in the TIA Portal V13 SP1 |

If you are interested, please contact your sales representative:
<http://www.automation.siemens.com/partner/>

You can find Service and Support at:
<https://support.industry.siemens.com/cs/ww/en/view/109479496>

ODK 1500S FileServer

The ODK 1500S FileServer enhances the file functions of the SIMATIC S7-1500 Software Controller with an option enabling direct access to the Windows file system of the PC from the STEP 7 program.

The driver enables reading and writing of data blocks in/from files in structured form. Various file formats are supported.

There are also FBs available for handling files (e.g. renaming, deleting).

Technical specifications

Supported file formats	<ul style="list-style-type: none"> • CSV • ASCII • Windows-INI • XML¹⁾ • Binary
System requirements	
<ul style="list-style-type: none"> • Runtime PC 	SIMATIC IPC with S7-1500 Software Controller or SIMATIC ET 200SP Open Controller
<ul style="list-style-type: none"> • Engineering 	STEP 7 in the TIA Portal V13 SP1

¹⁾ The XML format is predefined. A DB can be saved and read in as an XML file. It is not possible to parse any particular XML file.

If you are interested, please contact your sales representative:
<http://www.automation.siemens.com/partner/>

You can find Service and Support at:
<https://support.industry.siemens.com/cs/ww/en/view/109479497>

ODK 1500S SMX driver

The ODK 1500S SMX driver permits access from a Windows user program to data of the PLC program. A shared memory which can be accessed by the PLC and user program is set up for this purpose. The ODK 1500S simplifies the changeover to the S7-1500 Software Controller of applications that previously used the SMX interface of the SIMATIC WinAC RTX.

If you are interested, please contact your sales representative:
<http://www.automation.siemens.com/partner/>

You can find Service and Support at:
<https://support.industry.siemens.com/cs/ww/en/view/109741583>

ODK 1500S serial driver

The ODK 1500S serial driver enables serial communication from the STEP 7 user program via the integrated serial interface of a SIMATIC IPC or, depending on the application environment, via a USB-to-serial adapter. All serial interfaces of the PC are supported, which are addressed in Windows as COM n interface, e.g. RS232, RS422 or RS485.

If you are interested, please contact your sales representative:
<http://www.automation.siemens.com/partner/>

You can find Service and Support at:
<https://support.industry.siemens.com/cs/ww/en/view/109479259>

Overview

Compact and powerful

The ET 200SP Open Controller, CPU 1515SP PC (F/T/TF), is a rugged, compact control system that combines the functionality of an ET 200SP controller with a PC-based platform. It can be used to control special and series machines, or plants in a distributed configuration. As well as the standard and fail-safe variants, technology and technology fail-safe variants are also available.

The ET 200SP I/O modules can be inserted centrally and communicate via the integrated backplane bus. S7 communication can be established and distributed I/Os can be connected via the PROFINET adapter of the ET 200SP system. The PROFIBUS CM DP module provides simple expandability for PROFIBUS communication. The CPU 1515SP PC (fail-safe) + HMI with pre-installed WinCC Runtime Advanced is offered for additional HMI functionality.

The CPU 1515SP PC is used wherever special automation functions are to be integrated with support from SIMATIC ODK 1500S via the programming language C or C++, or if a close connection of independent applications is required in Windows for the software controller.

Characteristics	CPU 1515SP PC (F)	CPU 1515SP PC2 (F/T/TF)
DDR3 DRAM	4 GB	8 GB
CFast card	30 GB	30 GB
Operating system	WES 7E 32-bit / WES 7P 64-bit	Windows 10 Enterprise LTSC 2016
WinCC RT Advanced (optional)	Yes	Yes (not for T or TF)
Work memory for program, integrated	1 MB (1.5 MB for F)	
Work memory for data, integrated	5 MB	
Load memory	320 MB	
Command execution times		
• Bit operations	10 ns	
• Word operations	12 ns	
• Fixed-point operations	16 ns	
• Floating-point operations	64 ns	
Bit memories, timers, counters		
S7 counters/timers	2 048	
IEC counters	Any number (limited only by work memory)	
IEC timers	Any number (limited only by work memory)	
Bit memories	16 KB	
I/O address range		
Inputs	32 KB (all inputs stored in process image)	
Outputs	32 KB (all inputs stored in process image)	
Motion		
Motion control resources	2 400	
Communication		
PtP	Yes (via CM)	
PROFINET IO	1 x PN IO IRT (BusAdapter not included in scope of delivery)	
PROFIBUS DP	Yes (via CM DP)	
Web server	Yes	
GB-Ethernet	Yes, 1 x via GB-Ethernet RJ45 interface	

Further information and downloads

Manuals

The manuals for the ET 200SP Open Controller can be downloaded online for free from SIMATIC Customer Support.

<https://support.industry.siemens.com/cs/ww/en/ps/13891/man>

General information

<http://www.siemens.com/open-controller>

SIMATIC Selection Tool

<http://www.siemens.com/tia-selection-tool>


PC-based Automation

PC-based Controllers

ET 200SP Open Controllers

Standard CPUs > CPU 1515SP PC

Overview



- Turnkey all-in-one solution with pre-installed SIMATIC S7-1500 Software Controller Standard control and optional pre-installed WinCC Runtime Advanced
- Central expansion via ET 200SP modules (station width up to 1 m or up to 64 modules)
- SIMATIC Hypervisor: for separating Windows systems from control functions

- Dual-core processor for optimal use of the Hypervisor
- Swappable flash memory (CFast card) for operating system, runtime and project data
- Integrated DVI-I graphics connection; 3x USB 2.0 connection
- 2 PROFINET interfaces: X1 via PN-IO bus adapter (RJ45 or FC) with 2 ports; X2: GB Ethernet interface (RJ45)
- PROFINET IRT
- Open Ethernet communication (TCP/IP, UDP, ISO-on-TCP)
- Web server functionality for information, status, diagnostics and user-defined web pages
- PROFIBUS DP communication optionally via CM DP module as DP master
- Configuration control (option handling)
- Improved know-how and copy protection; Security Integrated
- Integrated system diagnostics
- Integrated motion control functionalities for controlling speed-controlled and positioning axes with support for external encoders
- Trace function
- Especially suitable for high data volumes and user-specific, open applications
- Integration of control functions and applications implemented in C/C++ (using SIMATIC ODK-1500S Open Development Kit)

Ordering data

SIMATIC ET 200SP Open Controller CPU 1515SP PC (+ HMI)

ET 200SP CPU with Windows Embedded Standard 7 and pre-installed SIMATIC S7-1500 Software Controller (with WinCC RT Advanced as option);

Type of delivery:
en, de, fr, it, es, zh

Windows Embedded Standard 7 E 32-bit, 8 GB CFast card

- CPU 1515SP PC (4 GB RAM)

Article No.

6ES7677-2AA31-0EB0

Windows Embedded Standard 7 P 64-bit (multi-touch), 16 GB CFast card

- CPU 1515SP PC (4 GB RAM)
- CPU 1515SP PC + HMI 128PT (4 GB RAM)
- CPU 1515SP PC + HMI 512PT (4 GB RAM)
- CPU 1515SP PC + HMI 2048PT (4 GB RAM)

6ES7677-2AA41-0FB0

6ES7677-2AA41-0FK0

6ES7677-2AA41-0FL0

6ES7677-2AA41-0FM0

Article No.

Accessories

BusAdapter BA 2xRJ45

6ES7193-6AR00-0AA0

BusAdapter BA 2xFC

6ES7193-6AF00-0AA0

BusAdapter BA 2xSCRJ

6ES7193-6AP00-0AA0

BusAdapter BA SCRJ/RJ45

6ES7193-6AP20-0AA0

BusAdapter BA SCRJ/FC

6ES7193-6AP40-0AA0

For increased vibration and EMC loads

BusAdapter BA 2XLC

6ES7193-6AG00-0AA0

BusAdapter BA LC/RJ45

6ES7193-6AG20-0AA0

BusAdapter BA LC/FC

6ES7193-6AG40-0AA0

CM DP for ET 200SP CPU

6ES7545-5DA00-0AB0

PROFIBUS DP master with electrical interface for connecting the ET 200SP CPUs to PROFIBUS at up to 12 Mbps

Equipment labeling plates

6ES7193-6LF30-0AW0

10 sheets of 16 plates

Ordering data	Article No.	Article No.
Labeling strips 500 labeling strips on roll, light gray, for inscription with thermal transfer roll printer 1 000 labeling strips DIN A4, light gray, card, for inscription with laser printer	6ES7193-6LR10-0AA0 6ES7193-6LA10-0AA0	SIMATIC ODK 1500S <ul style="list-style-type: none"> Open Development Kit V2.0 for support in developing high-level language applications for SIMATIC S7-1500 Software Controllers V2.0 or V2.1; single license; supplied on DVD Open Development Kit V2.0 for support in developing high-level language applications for SIMATIC S7-1500 Software Controllers V2.0 or V2.1; single license; software download ¹⁾ E-mail address required for delivery
STEP 7 Professional V16 Target system: SIMATIC S7-1200, S7-1500, S7-300, S7-400, WinAC Requirement: Windows 7 Professional SP1 Windows 7 Enterprise SP1 Windows 7 Ultimate SP1 Windows 10 Professional Version 1809, 1903 Windows 10 Enterprise Version 1809, 1903 Windows 10 IoT Enterprise 2015 LTSB Windows 10 IoT Enterprise 2016 LTSB Windows 10 IoT Enterprise 2019 LTSC Windows Server 2012 R2 StdE (full installation) Windows Server 2016 Standard (full installation) Windows Server 2019 Standard (full installation) Type of delivery: German, English, Chinese, Italian, French, Spanish <ul style="list-style-type: none"> STEP 7 Professional V16, floating license STEP 7 Professional V16, floating license, software download including license key ¹⁾ E-mail address required for delivery	6ES7806-2CD02-0YA0 6ES7806-2CD02-0YGO 6ES7806-2CD03-0YA0	<ul style="list-style-type: none"> Open Development Kit V2.5 for support in developing high-level language applications for SIMATIC S7-1500 Advanced Controllers; supplied on DVD, license key (floating license) on USB flash drive

¹⁾ For up-to-date information and download availability, see:
<http://www.siemens.com/tia-online-software-delivery>

Further information and downloads

Manuals

The manuals for the ET 200SP Open Controller can be downloaded online for free from SIMATIC Customer Support:
<https://support.industry.siemens.com/cs/ww/en/ps/13891/man>

General information

<http://www.siemens.com/open-controller>

SIMATIC Selection Tool

<http://www.siemens.com/tia-selection-tool>

PC-based Automation

PC-based Controllers

ET 200SP Open Controllers

Standard CPUs > CPU 1515SP PC2

Overview



ET 200SP Open Controller, CPU 1515SP PC2, combines robustness and compact dimensions with the flexibility of centralized or decentralized communication in the highest industrial functionality. Furthermore, the CPU offers the entire value added of the ET 200SP system, the S7-1500 controller family and the TIA world together.

- Rugged, compact control system
- Combines the functions of an ET 200SP controller with those of a PC-based platform
- Turnkey all-in-one controller
- High performance automation tasks with the use of new generation Intel Quad Core processors
- Connects high-level language applications and processes high data volumes with support from SIMATIC ODK 1500S

Ordering data

Article No.

SIMATIC ET 200SP Open Controller CPU 1515SP PC2 (+ HMI)

ET 200SP central module with Windows 10 IoT Enterprise 64-bit and pre-installed SIMATIC S7-1500 Software Controller (optionally with WinCC RT Advanced); 8 GB RAM, 128 GB CFast card

Type of delivery:

en, de, fr, it, es, zh

• CPU 1515SP PC2

6ES7677-2DB42-0GB0

With pre-installed WinCC RT Advanced

• CPU 1515SP PC2 + HMI 128PT

6ES7677-2DB42-0GK0

• CPU 1515SP PC2 + HMI 512PT

6ES7677-2DB42-0GL0

• CPU 1515SP PC2 + HMI 2048PT

6ES7677-2DB42-0GM0

Accessories

BusAdapter BA 2xRJ45

6ES7193-6AR00-0AA0

BusAdapter BA 2xFC

6ES7193-6AF00-0AA0

BusAdapter BA 2xSCRJ

6ES7193-6AP00-0AA0

BusAdapter BA SCRJ/RJ45

6ES7193-6AP20-0AA0

BusAdapter BA SCRJ/FC

6ES7193-6AP40-0AA0

For increased vibration and EMC loads

BusAdapter BA 2XLC

6ES7193-6AG00-0AA0

BusAdapter BA LC/RJ45

6ES7193-6AG20-0AA0

BusAdapter BA LC/FC

6ES7193-6AG40-0AA0

CM DP for ET 200SP CPU

6ES7545-5DA00-0AB0

PROFIBUS DP master with electrical interface for connecting the ET 200SP CPUs to PROFIBUS at up to 12 Mbps

Server module

6ES7193-6PA00-0AA0

Spare part

Power supply connector

6ES7193-4JB00-0AA0

Spare part; for connecting the 24 V DC supply voltage; with push-in terminals (10 units)

Equipment labeling plates

6ES7193-6LF30-0AW0

10 sheets of 16 plates

Labeling strips

- 500 labeling strips on roll, light gray, for inscription with thermal transfer roll printer

6ES7193-6LR10-0AA0

- 1 000 labeling strips DIN A4, light gray, card, for inscription with laser printer

6ES7193-6LA10-0AA0

Ordering data	Article No.	Article No.
<p>STEP 7 Professional V16</p> <p>Target system: SIMATIC S7-1200, S7-1500, S7-300, S7-400, WinAC</p> <p>Requirement: Windows 7 Professional SP1 Windows 7 Enterprise SP1 Windows 7 Ultimate SP1 Windows 10 Professional Version 1809, 1903 Windows 10 Enterprise Version 1809, 1903 Windows 10 IoT Enterprise 2015 LTSB Windows 10 IoT Enterprise 2016 LTSB Windows 10 IoT Enterprise 2019 LTSC Windows Server 2012 R2 StdE (full installation) Windows Server 2016 Standard (full installation) Windows Server 2019 Standard (full installation)</p> <p>Type of delivery: German, English, Chinese, Italian, French, Spanish</p> <ul style="list-style-type: none"> • STEP 7 Professional V16, floating license • STEP 7 Professional V16, floating license, software download including license key ¹⁾ <p>E-mail address required for delivery</p>	<p>6ES7822-1AA06-0YA5</p> <p>6ES7822-1AE06-0YA5</p>	<p>SIMATIC WinCC Advanced V16</p> <p>Engineering software in the TIA Portal; in 6 languages: de, en, fr, es, it, zh; for configuring SIMATIC Panels, WinCC Runtime Advanced, WinCC Unified PC Runtime</p> <ul style="list-style-type: none"> • Floating license; software and documentation on DVD; license key on USB flash drive • Floating license; software, documentation and license key for download ¹⁾; E-mail address required for delivery <p>6AV2102-0AA06-0AA5</p> <p>6AV2102-0AA06-0AH5</p>
<p>SIMATIC ODK 1500S</p> <p>Open Development Kit for support in developing Windows and real-time library functions for S7-1500 Software Controllers</p> <ul style="list-style-type: none"> • supplied on DVD • software download including license key ¹⁾; E-mail address required for delivery 	<p>6ES7806-2CD03-0YA0</p> <p>6ES7806-2CD03-0YGO</p>	

¹⁾ For up-to-date information and download availability, see:
<http://www.siemens.com/tia-online-software-delivery>

Further information and downloads

Manuals

The manuals for the ET 200SP Open Controller can be downloaded online for free from SIMATIC Customer Support:
<https://support.industry.siemens.com/cs/ww/en/ps/13891/man>

General information

<http://www.siemens.com/open-controller>

SIMATIC Selection Tool

<http://www.siemens.com/tia-selection-tool>


PC-based Automation

PC-based Controllers

ET 200SP Open Controllers

Fail-safe CPUs > CPU 1515SP PC F

Overview



- Turnkey all-in-one solution with pre-installed fail-safe SIMATIC S7-1500 Software Controller and optional pre-installed WinCC Runtime Advanced
- Fail-safe versions make it possible to control machines or plants in a fail-safe environment. This makes it possible to address applications which require an SIL3 (Safety Integrity Level) safety class according to IEC 61508 2nd Edition or a PL e (Performance Level) according to ISO 13849.
- Central expansion via ET 200SP modules (station width up to 1 m or up to 64 modules)
- SIMATIC Hypervisor: for separating Windows systems from control functions
- Dual-core processor for optimal use of the Hypervisor
- Swappable flash memory (CFast card) for operating system, runtime and project data
- Integrated DVI-I graphics connection; 3x USB 2.0 connection
- 2 PROFINET interfaces: X1 via PN-IO bus adapter (RJ45 or FC) with 2 ports; X2: GB Ethernet interface (RJ45)
- PROFINET IRT
- Open Ethernet communication (TCP/IP, UDP, ISO-on-TCP)
- Web server functionality for information, status, diagnostics and user-defined web pages
- PROFIBUS DP communication optionally via CM DP module as DP master
- Configuration control (option handling)
- Improved know-how and copy protection; Security Integrated
- Integrated system diagnostics
- Integrated motion control functionalities for controlling speed-controlled and positioning axes with support for external encoders
- Trace function
- Especially suitable for high data volumes and user-specific, open applications
- Integration of control functions and applications implemented in C/C++ (using SIMATIC ODK-1500S Open Development Kit)

Ordering data

Article No.

SIMATIC ET 200SP Open Controller CPU 1515SP PC F (+ HMI)

Fail-safe ET 200SP CPU with Windows Embedded Standard 7 and pre-installed fail-safe SIMATIC S7-1500 Software Controller (with WinCC RT Advanced option)

Type of delivery:
en, de, fr, it, es, zh

Windows Embedded Standard 7 E 32-bit, 8 GB CFast card

- CPU 1515SP PC F (4 GB RAM)

6ES7677-2FA31-0EB0

Windows Embedded Standard 7 P 64-bit (multi-touch), 16 GB CFast card

- CPU 1515SP PC F (4 GB RAM)
- CPU 1515SP PC F + HMI 128PT (4 GB RAM)
- CPU 1515SP PC F + HMI 512PT (4 GB RAM)
- CPU 1515SP PC F + HMI 2048PT (4 GB RAM)

6ES7677-2FA41-0FB0

6ES7677-2FA41-0FK0

6ES7677-2FA41-0FL0

6ES7677-2FA41-0FM0

Accessories

BusAdapter BA 2xRJ45

6ES7193-6AR00-0AA0

BusAdapter BA 2xFC

6ES7193-6AF00-0AA0

BusAdapter BA 2xSCRJ

6ES7193-6AP00-0AA0

BusAdapter BA SCRJ/RJ45

6ES7193-6AP20-0AA0

BusAdapter BA SCRJ/FC

6ES7193-6AP40-0AA0

For increased vibration and EMC loads

BusAdapter BA 2XLC

6ES7193-6AG00-0AA0

BusAdapter BA LC/RJ45

6ES7193-6AG20-0AA0

BusAdapter BA LC/FC

6ES7193-6AG40-0AA0

CM DP for ET 200SP CPU

6ES7545-5DA00-0AB0

PROFIBUS DP master with electrical interface for connecting the ET 200SP CPUs to PROFIBUS at up to 12 Mbps

Equipment labeling plates

6ES7193-6LF30-0AW0

10 sheets of 16 plates

Labeling strips

- 500 labeling strips on roll, light gray, for inscription with thermal transfer roll printer

6ES7193-6LR10-0AA0

- 1 000 labeling strips DIN A4, light gray, card, for inscription with laser printer

6ES7193-6LA10-0AA0

Ordering data	Article No.	Article No.
<p>STEP 7 Professional V16</p> <p>Target system: SIMATIC S7-1200, S7-1500, S7-300, S7-400, WinAC</p> <p>Requirement: Windows 7 Professional SP1 Windows 7 Enterprise SP1 Windows 7 Ultimate SP1 Windows 10 Professional Version 1809, 1903 Windows 10 Enterprise Version 1809, 1903 Windows 10 IoT Enterprise 2015 LTSB Windows 10 IoT Enterprise 2016 LTSB Windows 10 IoT Enterprise 2019 LTSC Windows Server 2012 R2 StdE (full installation) Windows Server 2016 Standard (full installation) Windows Server 2019 Standard (full installation)</p> <p>Type of delivery: German, English, Chinese, Italian, French, Spanish</p> <ul style="list-style-type: none"> STEP 7 Professional V16, floating license STEP 7 Professional V16, floating license, software download including license key ¹⁾ <p>E-mail address required for delivery</p>	<p>6ES7822-1AA06-0YA5</p> <p>6ES7822-1AE06-0YA5</p>	<p>WinCC Advanced V16</p> <p>Engineering software in the TIA Portal; in 6 languages: de, en, fr, es, it, zh; for configuring SIMATIC Panels, WinCC Runtime Advanced, WinCC Unified PC Runtime</p> <ul style="list-style-type: none"> Floating license; software and documentation on DVD; license key on USB flash drive Floating license; software, documentation and license key for download ¹⁾; E-mail address required for delivery <p>6AV2102-0AA06-0AA5</p> <p>6AV2102-0AA06-0AH5</p>
<p>SIMATIC ODK 1500S</p> <p>Open Development Kit V2.0 for support in developing high-level language applications for SIMATIC S7-1500 Software Controllers V2.0 or V2.1;</p> <ul style="list-style-type: none"> single license; supplied on DVD single license; software download ¹⁾ E-mail address required for delivery <p>Open Development Kit V2.5 for support in developing high-level language applications for SIMATIC S7-1500 Advanced Controllers;</p> <ul style="list-style-type: none"> supplied on DVD, license key (floating license) on USB flash drive software download including license key (floating license) ¹⁾ E-mail address required for delivery upgrade to V2.5 for existing installations as from V1.0; software download including license key (floating license) ¹⁾ E-mail address required for delivery 	<p>6ES7806-2CD02-0YA0</p> <p>6ES7806-2CD02-0YG0</p> <p>6ES7806-2CD03-0YA0</p> <p>6ES7806-2CD03-0YG0</p> <p>6ES7806-2CD03-0YK0</p>	<p>¹⁾ For up-to-date information and download availability, see: http://www.siemens.com/tia-online-software-delivery</p> <p>Further information and downloads</p> <p>Manuals</p> <p>The manuals for the ET 200SP Open Controller can be downloaded online for free from SIMATIC Customer Support: https://support.industry.siemens.com/cs/ww/en/ps/13891/man</p> <p>General information</p> <p>http://www.siemens.com/open-controller</p> <p>SIMATIC Selection Tool</p> <p>http://www.siemens.com/tia-selection-tool</p>


PC-based Automation

PC-based Controllers

ET 200SP Open Controllers

Fail-safe CPUs > CPU 1515SP PC2 F

Overview



ET 200SP Open Controller, CPU 1515SP PC2 F, combines robustness and compact dimensions with the flexibility of centralized or decentralized communication in the highest industrial functionality. Furthermore, the CPU offers the entire value added of the ET 200SP system, the S7-1500 controller family and the TIA world together.

- Rugged, compact control system
- Combines the functions of an ET 200SP controller with those of a PC-based platform
- Turnkey all-in-one controller
- Can be used up to safety class SIL3 (Safety Integrity Level) according to IEC 61508 2nd Edition or PL e (Performance Level) according to ISO 13849
- High performance automation tasks with the use of new generation Intel Quad Core processors
- Connects high-level language applications and processes high data volumes with support from SIMATIC ODK 1500S

Ordering data

Article No.

SIMATIC ET 200SP Open Controller CPU 1515SP PC2 F (+ HMI)

Fail-safe ET 200SP CPU with Windows 10 IoT Enterprise 64-bit and pre-installed SIMATIC S7-1500 Failsafe Software Controller (optionally with WinCC RT Advanced); 8 GB RAM, 128 GB CFast card;

Type of delivery:

en, de, fr, it, es, zh

• CPU 1515SP PC2 F

6ES7677-2SB42-0GB0

With pre-installed WinCC RT Advanced

• CPU 1515SP PC2 F + HMI 128PT

6ES7677-2SB42-0GK0

• CPU 1515SP PC2 F + HMI 512PT

6ES7677-2SB42-0GL0

• CPU 1515SP PC2 F + HMI 2048PT

6ES7677-2SB42-0GM0

Accessories

BusAdapter BA 2xRJ45

6ES7193-6AR00-0AA0

BusAdapter BA 2xFC

6ES7193-6AF00-0AA0

BusAdapter BA 2xSCRJ

6ES7193-6AP00-0AA0

BusAdapter BA SCRJ/RJ45

6ES7193-6AP20-0AA0

BusAdapter BA SCRJ/FC

6ES7193-6AP40-0AA0

For increased vibration and EMC loads

BusAdapter BA 2XLC

6ES7193-6AG00-0AA0

BusAdapter BA LC/RJ45

6ES7193-6AG20-0AA0

BusAdapter BA LC/FC

6ES7193-6AG40-0AA0

CM DP for ET 200SP CPU

6ES7545-5DA00-0AB0

PROFIBUS DP master with electrical interface for connecting the ET 200SP CPUs to PROFIBUS at up to 12 Mbps

Equipment labeling plates

6ES7193-6LF30-0AW0

10 sheets of 16 plates

Labeling strips

- 500 labeling strips on roll, light gray, for inscription with thermal transfer roll printer

6ES7193-6LR10-0AA0

- 1 000 labeling strips DIN A4, light gray, card, for inscription with laser printer

6ES7193-6LA10-0AA0

Ordering data	Article No.	Article No.
<p>STEP 7 Professional V16</p> <p>Target system: SIMATIC S7-1200, S7-1500, S7-300, S7-400, WinAC</p> <p>Requirement: Windows 7 Professional SP1 Windows 7 Enterprise SP1 Windows 7 Ultimate SP1 Windows 10 Professional Version 1809, 1903 Windows 10 Enterprise Version 1809, 1903 Windows 10 IoT Enterprise 2015 LTSC Windows 10 IoT Enterprise 2016 LTSC Windows 10 IoT Enterprise 2019 LTSC Windows Server 2012 R2 StdE (full installation) Windows Server 2016 Standard (full installation) Windows Server 2019 Standard (full installation)</p> <p>Type of delivery: German, English, Chinese, Italian, French, Spanish</p> <ul style="list-style-type: none"> • STEP 7 Professional V16, floating license • STEP 7 Professional V16, floating license, software download including license key ¹⁾ <p>E-mail address required for delivery</p>	<p>6ES7822-1AA06-0YA5</p> <p>6ES7822-1AE06-0YA5</p>	<p>WinCC Advanced V16</p> <p>Engineering software in the TIA Portal; in 6 languages: de, en, fr, es, it, zh; for configuring SIMATIC Panels, WinCC Runtime Advanced, WinCC Unified PC Runtime</p> <ul style="list-style-type: none"> • Floating license; software and documentation on DVD; license key on USB flash drive • Floating license; software, documentation and license key for download ¹⁾; E-mail address required for delivery <p>6AV2102-0AA06-0AA5</p> <p>6AV2102-0AA06-0AH5</p>
<p>SIMATIC ODK 1500S</p> <p>Open Development Kit V2.5 for support in developing high-level language applications for SIMATIC S7-1500 Advanced Controllers;</p> <ul style="list-style-type: none"> • license key (floating license) on USB flash drive • software download including license key (floating license) ¹⁾ E-mail address required for delivery 	<p>6ES7806-2CD03-0YA0</p> <p>6ES7806-2CD03-0YG0</p>	

¹⁾ For up-to-date information and download availability, see:
<http://www.siemens.com/tia-online-software-delivery>

PC-based Automation

PC-based Controllers

ET 200SP Open Controllers

Technology CPUs > CPU 1515SP PC2 T

Overview



ET 200SP Open Controller CPU 1515SP PC2 T combines robustness and compact dimensions with the flexibility of centralized or decentralized communication in the highest industrial functionality. Furthermore, the CPU offers the entire value added of the ET 200SP system, the S7-1500 controller family and the TIA world together.

- Rugged, compact control system
- Combines the functions of an ET 200SP controller with those of a PC-based platform
- Turnkey all-in-one controller
- High performance automation tasks with the use of new generation Intel Quad Core processors
- Connects high-level language applications and processes high data volumes with support from SIMATIC ODK 1500S

Ordering data

Article No.

SIMATIC ET 200SP Open Controller CPU 1515SP PC2 T

ET 200SP central module with Windows 10 IoT Enterprise 64-bit and pre-installed SIMATIC S7-1500 Software Controller (with WinCC RT Advanced option); 8 GB RAM, 128 GB CFast card; with extended motion control functionality

Type of delivery:
German, English, Chinese, Italian, French, Spanish

- CPU 1515SP PC2 T

6ES7677-2VB42-0GB0

With pre-installed WinCC RT Advanced

- CPU 1515SP PC2 T + HMI 128PT
- CPU 1515SP PC2 T + HMI 512PT
- CPU 1515SP PC2 T + HMI 2048PT

6ES7677-2VB42-0GK0

6ES7677-2VB42-0GL0

6ES7677-2VB42-0GM0

Accessories

BusAdapter BA 2xRJ45

6ES7193-6AR00-0AA0

BusAdapter BA 2xFC

6ES7193-6AF00-0AA0

BusAdapter BA 2xSCRJ

6ES7193-6AP00-0AA0

BusAdapter BA SCRJ/RJ45

6ES7193-6AP20-0AA0

BusAdapter BA SCRJ/FC

6ES7193-6AP40-0AA0

For increased vibration and EMC loads

BusAdapter BA 2XLC

6ES7193-6AG00-0AA0

BusAdapter BA LC/RJ45

6ES7193-6AG20-0AA0

BusAdapter BA LC/FC

6ES7193-6AG40-0AA0

CM DP for ET 200SP CPU

6ES7545-5DA00-0AB0

PROFIBUS DP master with electrical interface for connecting the ET 200SP CPUs to PROFIBUS at up to 12 Mbps

Equipment labeling plates

6ES7193-6LF30-0AW0

10 sheets of 16 plates

Labeling strips

- 500 labeling strips on roll, light gray, for inscription with thermal transfer roll printer

6ES7193-6LR10-0AA0

- 1 000 labeling strips DIN A4, light gray, card, for inscription with laser printer

6ES7193-6LA10-0AA0

Ordering data	Article No.	Article No.
<p>STEP 7 Professional V16</p> <p>Target system: SIMATIC S7-1200, S7-1500, S7-300, S7-400, WinAC</p> <p>Requirement: Windows 7 Professional SP1 Windows 7 Enterprise SP1 Windows 7 Ultimate SP1 Windows 10 Professional Version 1809, 1903 Windows 10 Enterprise Version 1809, 1903 Windows 10 IoT Enterprise 2015 LTSB Windows 10 IoT Enterprise 2016 LTSB Windows 10 IoT Enterprise 2019 LTSC Windows Server 2012 R2 StdE (full installation) Windows Server 2016 Standard (full installation) Windows Server 2019 Standard (full installation)</p> <p>Type of delivery: German, English, Chinese, Italian, French, Spanish</p> <ul style="list-style-type: none"> • STEP 7 Professional V16, floating license • STEP 7 Professional V16, floating license, software download including license key ¹⁾ <p>Email address required for delivery</p>	<p>6ES7822-1AA06-0YA5</p> <p>6ES7822-1AE06-0YA5</p>	<p>WinCC Advanced V16</p> <p>Engineering software in the TIA Portal; in 6 languages: de, en, fr, es, it, zh; for configuring SIMATIC Panels, WinCC Runtime Advanced, WinCC Unified PC Runtime</p> <ul style="list-style-type: none"> • Floating license; software and documentation on DVD; license key on USB flash drive • Floating license; software, documentation and license key for download ¹⁾; Email address required for delivery <p>6AV2102-0AA06-0AA5</p> <p>6AV2102-0AA06-0AH5</p> <p>¹⁾ For up-to-date information and download availability, see: http://www.siemens.com/tia-online-software-delivery</p> <p>Further information and downloads</p> <p>Manuals</p> <p>The manuals for the ET 200SP Open Controller can be downloaded online for free from SIMATIC Customer Support: https://support.industry.siemens.com/cs/ww/en/ps/13891/man</p> <p>General information</p> <p>http://www.siemens.com/open-controller</p> <p>SIMATIC Selection Tool</p> <p>http://www.siemens.com/tia-selection-tool</p>
<p>SIMATIC ODK 1500S</p> <p>Open Development Kit for support in developing Windows and real-time library functions for S7-1500 Software Controllers</p> <ul style="list-style-type: none"> • supplied on DVD • software download including license key ¹⁾ <p>Email address required for delivery</p>	<p>6ES7806-2CD03-0YA0</p> <p>6ES7806-2CD03-0YG0</p>	


PC-based Automation

PC-based Controllers

ET 200SP Open Controllers

Technology CPUs > CPU 1515SP PC2 TF

Overview



ET 200SP Open Controller, CPU 1515SP PC2 TF, combines robustness and compact dimensions with the flexibility of centralized or decentralized communication in the highest industrial functionality. Furthermore, the CPU offers the entire value added of the ET 200SP system, the S7-1500 controller family and the TIA world together.

- Rugged, compact control system
- Combines the functions of a ET 200SP controller with those of a PC-based platform
- Turnkey all-in-one controller
- Can be used up to safety class SIL3 (Safety Integrity Level) according to IEC 61508 2nd Edition or PL e (Performance Level) according to ISO 13849
- High performance automation tasks with the use of new generation Intel Quad Core processors
- Connects high-level language applications and processes high data volumes with support from SIMATIC ODK 1500S

Ordering data

Article No.

SIMATIC ET 200SP Open Controller CPU 1515SP PC2 TF

Fail-safe ET 200SP central module with Windows 10 IoT Enterprise 64-bit and pre-installed fail-safe SIMATIC S7-1500 Software Controller (with WinCC RT Advanced option); 8 GB RAM, 128 GB CFast card; with extended motion control functionality

Type of delivery:
German, English, Chinese, Italian, French, Spanish

- CPU 1515SP PC2 TF

6ES7677-2WB42-0GB0

With pre-installed WinCC RT Advanced

- CPU 1515SP PC2 TF + HMI 128PT
- CPU 1515SP PC2 TF + HMI 512PT
- CPU 1515SP PC2 TF + HMI 2048PT

6ES7677-2WB42-0GK0

6ES7677-2WB42-0GL0

6ES7677-2WB42-0GM0

Accessories

BusAdapter BA 2xRJ45

6ES7193-6AR00-0AA0

BusAdapter BA 2xFC

6ES7193-6AF00-0AA0

BusAdapter BA 2xSCRJ

6ES7193-6AP00-0AA0

BusAdapter BA SCRJ/RJ45

6ES7193-6AP20-0AA0

BusAdapter BA SCRJ/FC

6ES7193-6AP40-0AA0

For increased vibration and EMC loads

BusAdapter BA 2XLC

6ES7193-6AG00-0AA0

BusAdapter BA LC/RJ45

6ES7193-6AG20-0AA0

BusAdapter BA LC/FC

6ES7193-6AG40-0AA0

CM DP for ET 200SP CPU

6ES7545-5DA00-0AB0

PROFIBUS DP master with electrical interface for connecting the ET 200SP CPUs to PROFIBUS at up to 12 Mbps

Equipment labeling plates

6ES7193-6LF30-0AW0

10 sheets of 16 plates

Labeling strips

- 500 labeling strips on roll, light gray, for inscription with thermal transfer roll printer

6ES7193-6LR10-0AA0

- 1 000 labeling strips DIN A4, light gray, card, for inscription with laser printer

6ES7193-6LA10-0AA0

Ordering data	Article No.	Article No.
<p>STEP 7 Professional V16</p> <p>Target system: SIMATIC S7-1200, S7-1500, S7-300, S7-400, WinAC</p> <p>Requirement: Windows 7 Professional SP1 Windows 7 Enterprise SP1 Windows 7 Ultimate SP1 Windows 10 Professional Version 1809, 1903 Windows 10 Enterprise Version 1809, 1903 Windows 10 IoT Enterprise 2015 LTSC Windows 10 IoT Enterprise 2016 LTSC Windows 10 IoT Enterprise 2019 LTSC Windows Server 2012 R2 StdE (full installation) Windows Server 2016 Standard (full installation) Windows Server 2019 Standard (full installation)</p> <p>Type of delivery: German, English, Chinese, Italian, French, Spanish</p> <ul style="list-style-type: none"> • STEP 7 Professional V16, floating license • STEP 7 Professional V16, floating license, software download including license key ¹⁾ <p>Email address required for delivery</p>	<p>6ES7822-1AA06-0YA5</p> <p>6ES7822-1AE06-0YA5</p>	<p>SIMATIC WinCC Advanced V16</p> <p>Engineering software in the TIA Portal; in 6 languages: de, en, fr, es, it, zh; for configuring SIMATIC Panels, WinCC Runtime Advanced, WinCC Unified PC Runtime</p> <ul style="list-style-type: none"> • Floating license; software and documentation on DVD; license key on USB flash drive • Floating license; software, documentation and license key for download ¹⁾; Email address required for delivery <p>6AV2102-0AA06-0AA5</p> <p>6AV2102-0AA06-0AH5</p>
<p>SIMATIC ODK 1500S</p> <p>Open Development Kit for support in developing Windows and real-time library functions for S7-1500 Software Controllers</p> <ul style="list-style-type: none"> • supplied on DVD • software download including license key ¹⁾ <p>Email address required for delivery</p>	<p>6ES7806-2CD03-0YA0</p> <p>6ES7806-2CD03-0YG0</p>	<p>¹⁾ For up-to-date information and download availability, see: http://www.siemens.com/tia-online-software-delivery</p> <p>Further information and downloads</p> <p>Manuals</p> <p>The manuals for the ET 200SP Open Controller can be downloaded online for free from SIMATIC Customer Support: https://support.industry.siemens.com/cs/ww/en/ps/13891/man</p> <p>General information</p> <p>http://www.siemens.com/open-controller</p> <p>SIMATIC Selection Tool</p> <p>http://www.siemens.com/tia-selection-tool</p>

PC-based Automation

PC-based Controllers

ET 200SP Open Controllers

SIPLUS CPU 1515SP PC (F)

Overview

SIPLUS ET 200SP Open Controllers

SIPLUS ET 200SP Open Controller, SIPLUS CPU 1515SP PC (F) is a rugged, compact control system that combines the functionality of a SIPLUS ET 200SP controller with a PC-based platform. It can be used to control special-purpose and series machines, or plants in a distributed configuration.

The SIPLUS ET 200SP I/O modules can be inserted centrally and communicate via the integrated backplane bus.

S7 communication can be established and distributed I/Os can be connected via the PROFINET adapter of the SIPLUS ET 200SP system. The PROFIBUS CM DP module provides simple expandability for PROFIBUS communication.

The SIPLUS CPU 1515SP PC is used wherever special automation functions are to be integrated with support from SIMATIC ODK 1500S via the programming language C or C++, or if a close connection of independent applications is required in Windows for the software controller.

Ordering data

Article No.

SIPLUS ET 200SP Open Controller standard CPUs

SIPLUS CPU 1515SP PC2

6AG1677-2DB42-2GB0

(Extended temperature range and exposure to environmental substances)

SIPLUS ET 200SP CPU with Windows 10 IoT Enterprise 64-bit and pre-installed SIMATIC S7-1500 Software Controller; 8 GB RAM, 30 GB CFast card

Type of delivery:
English, German, Chinese, Italian, French, Spanish

SIPLUS ET 200SP Open Controller fail-safe CPUs

SIPLUS CPU 1515SP PC2 F

6AG1677-2SB42-2GB0

(Extended temperature range and exposure to environmental substances)

SIPLUS ET 200SP CPU with Windows 10 IoT Enterprise 64-bit and pre-installed SIMATIC S7-1500 Failsafe Software Controller (with WinCC RT Advanced option); 8 GB RAM, 30 GB CFast card; 8Gbyte RAM, 30 Gbyte CFast-Karte;

Type of delivery:
English, German, Chinese, Italian, French, Spanish

Accessories

SIPLUS BA 2xRJ45 BusAdapter
(Extended temperature range and exposure to environmental substances)

6AG1193-6AR00-7AA0

SIPLUS BA 2xFC BusAdapter
(Extended temperature range and exposure to environmental substances)

6AG1193-6AF00-7AA0

SIPLUS BA 2xSCRJ BusAdapter
(Extended temperature range and exposure to environmental substances)

6AG1193-6AP00-2AA0

SIPLUS BA 2xLC BusAdapter
(Extended temperature range and exposure to environmental substances)

6AG1193-6AG00-2AA0

Other accessories

see SIMATIC CPU 1515SP PC2

Overview



SITOP PSU6200 family

The SITOP PSU6200 product family is the new standard power supply for customers with high technical requirements regarding reliability, efficiency and integration. It is suitable for many fields of application, particularly in the industrial environment, such as series machine building. The SITOP PSU6200 represents the state-of-the-art and takes the SITOP product portfolio into new dimensions of efficiency.

The stabilized 1-phase power supplies with wide-range input of 120 – 230 V AC nominal voltage and 120 – 240 V DC are available with an output voltage of 12 V in three performance classes, with an output voltage of 24 V in six performance classes and with 48 V in one performance class.

The stabilized 3-phase power supplies with input 3 AC 400 - 500 V nominal voltage are available with an output voltage of 24 V in three performance classes.

The premium design of the PSU6200 series, in connection with the push-in terminals, represents effective wiring. The modules in this product family are all-rounders featuring a long service life and absolute reliability.

The high level of efficiency across the entire load range, as well as the minimal no-load losses, result in lower overall energy consumption. New levels of convenience during commissioning and service are offered for modules from 24 A/10 A or 48 V/5 A by the diagnostic monitor with LED indicators for DC o.k., utilization and service life, as well as the diagnostics interface for reporting status information. For power supplies with an output of more than 24 V/10 A or 48 V/5 A, the DC o.k. status is also equipped with glitch recognition that indicates even the smallest supply voltage failures.

For power supply modules up to 24 V/10 A or from 48 V/5 A, a diagnostics LED indicates DC o.k.; this information is also reported by means of a relay for devices of 3.7 A and above.

To further increase the 24 V availability, the SITOP PSU6200 power supplies can be combined with buffer, DC UPS, redundancy and selectivity modules.

Main product highlights

- Diagnostic monitor from 24 V/10 A or from 48 V/5 A output power
 - LED display for DC o.k., utilization and operating hours
- Diagnostics interface from 24 V/10 A or from 48 V/5 A output power
 - Provision of important operating parameters (e.g. power, voltage, overload, etc.)
- Constant current
 - Up to 30 V supply voltage for 48 V devices, up to 15 V supply voltage for 24 V devices, up to 9 V supply voltage for 12 V devices
 - Power supply not switched off immediately in the event of overload
- Robust AC input
 - Active PFC
 - Optimized protection of the input circuit
- DC capability / wide-range input for 1-phase devices
 - Enhanced versatility and reliability
- Coordinated product family
 - Comprehensive range of products for a wide range of requirements
- Narrow overall width
 - For direct side-by-side mounting without lateral clearance requirements
 - Attractive metal enclosure from 3.7 A, plastic enclosure with similar form and color up to 2.5 A
- Push-in terminals
 - Easy, time-saving installation without need for tools
 - Separate ground terminal
- Selectivity and redundancy modules
 - Narrow width
 - In SITOP PSU6200 design

PC-based Automation

SITOP power supply

Standard power supplies

SITOP PSU6200

Ordering data

Article No.

SITOP PSU6200

1-phase

24 V DC/1.3 A

Stabilized power supply
Input:
120 - 230 V AC/
120 - 240 V DC
Output: 24 V DC/1.3 A

6EP3331-7SB00-0AX0

24 V DC/2.5 A

Stabilized power supply
Input:
120 - 230 V AC/
120 - 240 V DC
Output: 24 V DC/2.5 A

6EP3332-7SB00-0AX0

24 V DC/3.7 A

Stabilized power supply
Input:
120 - 230 V AC/
120 - 240 V DC
Output: 24 V DC/3.7 A

6EP3333-7LB00-0AX0

1-phase, 24 V DC/5 A

Stabilized power supply
Input:
120 - 230 V AC/
120 - 240 V DC
Output: 24 V DC/5 A

6EP3333-7SB00-0AX0

24 V DC/10 A

Stabilized power supply
Input:
120 - 230 V AC/
120 - 240 V DC
Output: 24 V DC/10 A

6EP3334-7SB00-3AX0

24 V DC/20 A

Stabilized power supply
Input:
120 - 230 V AC/
120 - 240 V DC
Output: 24 V DC/20 A

6EP3336-7SB00-3AX0

Article No.

SITOP PSU6200

3-phase

24 V DC/5 A

Stabilized power supply
Input: 3 AC 400 - 500 V
Output: 24 V DC/5 A

6EP3433-7SB00-0AX0

24 V DC/10 A

Stabilized power supply
Input: 3 AC 400 - 500 V
Output: 24 V DC/10 A

6EP3434-7SB00-3AX0

24 V DC/20 A

Stabilized power supply
Input: 3 AC 400 - 500 V
Output: 24 V DC/20 A

6EP3436-7SB00-3AX0

More information

Select the appropriate power supply quickly and easily with the TIA Selection Tool :

<http://www.siemens.com/tst>

Overview


SITOP 24 V power supplies can be expanded with a SITOP UPS500 uninterruptible DC power supply (DC UPS) for bridging short-term power failures in the order of minutes.

In PC-based automation solutions, the highly capacitive double-layer capacitors of the SITOP UPS500 supply enough energy to safeguard operating and application data and close software applications in a defined manner. You can increase the buffer times using SITOP PSU501S expansion modules (up to 3).

Ordering data
Article No.
SITOP UPS500S

- DC UPS basic device 15 A
- With USB port and 2.5 kW
 - With USB port and 5 kW

6EP1933-2EC41
6EP1933-2EC51

SITOP UPS501S

Expansion module 5 kW for UPS500S

6EP1935-5PG01

PC-based Automation

SITOP power supply

DC UPS with battery modules

SITOP UPS1600 DC UPS modules

Overview



By combining one DC UPS module SITOP UPS1600 with at least one UPS1100 battery module and a SITOP power supply unit, longer power failures can be bridged without any interruption.

The intelligent battery management automatically detects the UPS1100 energy storage unit, ensures optimized temperature-specific charging and continuous monitoring.

The compact DC UPS modules have overload capability, for example, to supply the inrush current of industrial PCs. In stand-alone mode, they support starting from the battery.

The DC UPS communicates openly over a USB or Ethernet/PROFINET port. It is easily integrated into the PC or PLC environment over the two Ethernet/PROFINET ports.

Total integration in TIA provides user-friendly engineering in the TIA Portal and is supported with ready-to-use function blocks for S7 user programs and WinCC faceplates for fast visualization.

SITOP Manager also enables simple monitoring and configuration in PC systems, e.g. shutting down multiple PCs according to the master-slave principle.

The UPS1600 modules with Ethernet/PROFINET ports have an OPC UA server, with which the DC UPS can communicate with both PCs and PLCs, even from different manufacturers, thanks to the open communication standard. Parameter assignment and the diagnostics of the uninterruptible power supply is possible via the open interface.

The integrated web server supports remote monitoring of the DC UPS.

Ordering data

Article No.

SITOP UPS1600 24 V/10 A

- With USB port
- With PROFINET/Ethernet: two RJ45 sockets (2 port switch)

6EP4134-3AB00-0AY0

6EP4134-3AB00-1AY0

6EP4134-3AB00-2AY0

SITOP UPS1600, 24 V/20 A

- With USB port
- With PROFINET/Ethernet: two RJ45 sockets (2 port switch)

6EP4136-3AB00-0AY0

6EP4136-3AB00-1AY0

6EP4136-3AB00-2AY0

SITOP UPS1600 24 V/40 A

- With USB port
- With PROFINET/Ethernet: two RJ45 sockets (2 port switch)

6EP4137-3AB00-0AY0

6EP4137-3AB00-1AY0

6EP4137-3AB00-2AY0

Overview



Maintenance-free SITOP UPS1100 battery modules with 1.2 Ah up to 12 Ah and various types of energy storage (lead, pure lead, lithium iron phosphate = LiFePo) for SITOP UPS1600 DC UPS modules.

The intelligent UPS1600 battery management charges the UPS1100 with the optimal temperature-controlled charging characteristics and monitors the status (operating data and diagnostics information) of the connected battery modules via the energy storage link.

For longer buffer times, up to six battery modules can be connected in parallel. These can be mounted onto a standard mounting rail or directly to the wall.

Ordering data

Article No.

**SITOP UPS1100 battery module
1.2 Ah** **6EP4131-0GB00-0AY0**

With maintenance-free, sealed rechargeable lead-acid batteries for DC UPS module SITOP UPS1600, 10 A

**SITOP UPS1100 battery module
3.2 Ah** **6EP4133-0GB00-0AY0**

With maintenance-free, sealed rechargeable lead-acid batteries for DC UPS module SITOP UPS1600, 10 A and 20 A

**SITOP UPS1100 battery module
5 Ah, LiFePo** **6EP4133-0JB00-0AY0**

With maintenance-free, sealed rechargeable lithium iron phosphate batteries for DC UPS module SITOP UPS1600, 10 A and 20 A

**SITOP UPS1100 battery module
7 Ah** **6EP4134-0GB00-0AY0**

With maintenance-free, sealed rechargeable lead-acid batteries for DC UPS module SITOP UPS1600, 10 A, 20 A and 40 A

**SITOP UPS1100 battery module
12 Ah** **6EP4135-0GB00-0AY0**

With maintenance-free, sealed rechargeable lead-acid batteries for DC UPS module SITOP UPS1600, 20 A and 40 A

**SITOP UPS1100 battery module
2.5 Ah, high temperature** **6EP4132-0GB00-0AY0**


With maintenance-free, sealed rechargeable lead-acid batteries for DC UPS module SITOP UPS1600, 10 A and 20 A

PC-based Automation

Communication for PC-based systems
Industrial Ethernet

CP 1604

Overview



ISO	TCP/UDP	PN	MRP	OPC	PG/OP	S7/S5	IT
	●	●	●				

- PCI-104 module for connecting PCI-104 systems to PROFINET IO
- Full/half duplex with autonegotiation
- With Ethernet real-time ASIC ERTEC 400
- Integral 4-port real-time switch
- Communication services:
 - PROFINET IO Controller and/or PROFINET IO device
 - Support of IRT in motion control applications
 - Support of PROFinergy functionality
- High performance through direct memory access
- Integration in network management systems through the support of SNMP
- Comprehensive diagnostics possibilities for installation, start-up and operation of the module
- Powerful configuration tools are part of the scope of delivery of the module
- The CP 1604 EEC (Enhanced Environmental Conditions) is suitable for use in extremely harsh industrial environments

Ordering data

Article No.

CP 1604 communications processor

PCI-104 card (32-bit) with ASIC ERTEC 400 for connecting PCI-104 systems to PROFINET IO with 4-port real-time switch (RJ45); incl. IO-Base software for PROFINET IO Controller and NCM PC; single license for one installation, runtime software, software and electronic manual on CD-ROM, Class A, for 32-bit Windows XP Professional and Windows 7; other operating systems using DK-16xx PN IO Development Kit English/German

Product version CP 1604 6GK1160-4AA01

Product version CP 1604 EEC 6GK1160-4AT01

Accessories

Connection board for CP 1604 6GK1160-4AC00

Connection board for CP 1604 with four RJ45 sockets incl. connecting cable

Power supply for CP 1604 6GK1160-4AP00

Redundant power supply for CP 1604 for operating the integral 4-port switch of the CP 1604 with the PC-104 system switched off; includes connecting cable

DK-16xx PN IO Development Kit

See <https://support.industry.siemens.com/cs/ww/en/view/109480928>

Software Development Kit for CP 1616/CP 1604; driver and IO-Base software for CP 1616/CP 1604 as PN IO Controller and PN IO Device in source code for transfer to other PC-based operating systems; incl. executable sample code for SUSE Linux 10, Windows XP Professional and Windows 7

IE TP Cord RJ45/RJ45

TP cable 4 x 2 with 2 RJ45 connectors

- 0.5 m
- 1 m
- 2 m
- 6 m
- 10 m

6XV1870-3QE50
6XV1870-3QH10
6XV1870-3QH20
6XV1870-3QH60
6XV1870-3QN10

SCALANCE X204IRT

6GK5204-0BA00-2BA3

Managed Industrial Ethernet switches; isochronous real time, LED diagnostics, error signaling contact with SET button, redundant power supply; 4 x 10/100 Mbps RJ45 ports


Note:

You can find order information for software under System connections – software overview

More information

The DK-16xx PN IO Development Kit is available on the Internet at:
<https://support.industry.siemens.com/cs/ww/en/view/109762689>

Overview



ISO	TCP/UDP	PN	MRP	OPC	PG/OP	S7/S5	IT
	●	●	●				

- PCI module for connecting PCs and SIMATIC PGs/PCs to PROFINET IO (universal keyed 3.3 V and 5 V; 33 MHz/66 MHz; 32-bit, runs in 64-bit PCI-X systems)
- Full/half duplex with autonegotiation
- With Ethernet real-time ASIC ERTEC 400
- Integral 4-port real-time switch
- Communication services:
 - PROFINET IO Controller and/or PROFINET IO Device
 - Support of IRT in motion control applications
- High performance through direct memory access
- Integration in network management systems through the support of SNMP
- Comprehensive diagnostics possibilities for installation, start-up and operation of the module
- Powerful configuration tools are part of the scope of delivery of the module

Ordering data

Article No.

CP 1616 communications processor

PCI card (32 bit; 3.3/5 V universal keyed) with ASIC ERTEC 400 for connecting PCs to PROFINET IO with 4-port real-time switch (RJ45); incl. IO-Base software for PROFINET IO Controller and NCM PC; single license for one installation, runtime software, software and electronic manual on CD-ROM, Class A, for 32-bit Windows XP Professional and Windows 7; other operating systems via Development Kit DK-16xx PN IO; English/German

6GK1161-6AA02

Accessories

Development Kit DK-16xx PN IO

Software Development Kit for CP 1616/CP 1604; driver and IO-Base software for CP 1616/CP 1604 as PN IO Controller and IO device in source code for transfer to other PC-based operating systems; including executable example code for SUSE Linux 10, Windows XP Professional and Windows 7

see <http://www.siemens.com/simatic-net/dk16xx>

IE TP Cord RJ45/RJ45

TP cable 4 x 2 with 2 RJ45 connectors

- 0.5 m
- 1 m
- 2 m
- 6 m
- 10 m

6XV1870-3QE50
6XV1870-3QH10
6XV1870-3QH20
6XV1870-3QH60
6XV1870-3QN10

SCALANCE X204IRT

Managed Industrial Ethernet switches; isochronous real time, LED diagnostics, error signaling contact with SET button, redundant power supply; 4 x 10/100 Mbps RJ45 ports

6GK5204-0BA00-2BA3

Note:

You can find order information for software under System connections – software overview

More information

The DK-16xx PN IO Development Kit is available on the Internet at:
<http://www.siemens.com/simatic-net/dk16xx>

PC-based Automation

Communication for PC-based systems
Industrial Ethernet

CP 1612 A2

Overview



ISO	TCP/ UDP	PN	MRP	OPC	PG/OP	S7/S5	IT
●	●	●		●	●	●	●

- PCI card (32 bit; 33 MHz/66 MHz; 3.3 V/5 V universal key) for the connection of PG/PC to Industrial Ethernet
- 1 x 10/100/1000 Mbps RJ45 port, electrical
- Automatic data transmission rate detection (10/100/1000 Mbps), with autosensing and autocrossover function
- Communication services via
 - PROFINET
 - ISO or TCP/IP transport protocol
 - PG/OP communication
 - S7 communication
 - Open communication (SEND/RECEIVE)
- Designed for use in industrial environments
- The appropriate OPC servers and configuration tools are included in the scope of supply of the respective communication software.

Ordering data

CP 1612 A2 communications processor

PCI card (32 bit, 33 MHz/66 MHz; 3.3 V/5 V universal keyed) for connection to Industrial Ethernet (10/100/1000 Mbps) with RJ45 interface, incl. driver for 32-bit Windows XP Professional SP2/3, 32/64-bit Windows 7, 2003 R2 Server SP2, Vista Business/Ultimate SP1, Windows 2008 Server; German/English

Accessories

IE TP Cord RJ45/RJ45

TP cable 4 x 2 with 2 RJ45 connectors

- 0.5 m
- 1 m
- 2 m
- 6 m
- 10 m

Article No.

6GK1161-2AA01

6XV1870-3QE50
6XV1870-3QH10
6XV1870-3QH20
6XV1870-3QH60
6XV1870-3QN10

Note:

You can find order information for software under System connections – software overview

Overview



ISO	TCP/ UDP	PN	MRP	OPC	PG/OP	S7/S5	IT
●	●			●	●	●	●

- PCI Express card (PCIe x1) with internal microprocessor for connection of PG/PC to Industrial Ethernet
- 10/100/1000 Mbps (autosensing/autocrossover/autonegotiation)
- Integrated 2-port switch (2 x RJ45 connection)
- Communication services via:
 - Open IE communication (TCP/IP and UDP)
 - ISO transport protocol
 - PG/OP communication
 - S7 communication
 - Open communication (SEND/RECEIVE)
- Time synchronization
- ISO and TCP/IP transport protocol on board
- Integration into network management systems through the support of SNMP (V1)
- The appropriate OPC server and configuration tools are included in the scope of supply of the respective communication software

Ordering data

Article No.

CP 1623 communications processor

PCI Express x1 card for connection to Industrial Ethernet (10/100/1000 Mbps), with 2-port switch (RJ45) via HARDNET-IE S7/S7-1613 and S7-REDCONNECT. For operating system support, see SIMATIC NET Software

6GK1162-3AA00

Accessories

IE TP Cord RJ45/RJ45

TP cable 4 x 2 with 2 RJ45 connectors

- 0.5 m
- 1 m
- 2 m
- 6 m
- 10 m

6XV1870-3QE50
6XV1870-3QH10
6XV1870-3QH20
6XV1870-3QH60
6XV1870-3QN10

Note:


You can find order information for software under System connections – software overview

PC-based Automation

Communication for PC-based systems
Industrial Ethernet

CP 1625

Overview



CP 1625

CP 1625 is a PCIe module for connecting IPCs to Industrial Ethernet and for PROFINET IRT with software controller CPU1500S.

Requirement:

- TIA Portal \geq V15
- S7-1500 software controller CPU 1507S (F) \geq V2.5 is installed on the IPC

Ordering data

SIMATIC CP 1625
PCIe card for PROFINET IRT for
software controller CPU1500S

Article No.

6ES7648-2CF10-1AA0

Overview



ISO	TCP/ UDP	PN	MRP	OPC	PG/OP	S7/S5	IT
	●	●	●				

- PCI Express module for connecting PCs and SIMATIC PGs/PCs to PROFINET IO (3.3 V/12 V)
- Optimized for PROFINET IO
- With Ethernet real-time ASICs
- 2 integrated 2-port real-time switches
- Communication services:
 - PROFINET IO Controller and/or PROFINET IO Device
 - Support of IRT in motion control applications
- High performance through direct memory access
- Supply disconnection between IO Controller and IO Device IP subnet
- PROFinergy functions for switching the host PC on and off
- Integration in network management systems through the support of SNMP
- Comprehensive diagnostics possibilities for installation, start-up and operation of the module
- Powerful configuration tools are part of the scope of delivery of the module

Ordering data

Article No.

CP 1626 communications processor

CP 1626 communications processor PCI Express card for connecting PC/IPC to Industrial Ethernet/PROFINET; PROFINET IO controller and IO Device, network disconnection, series machines

6GK1162-6AA01

Accessories

Development Kit DK-16xx PN IO

Software Development Kit for CP 1616/CP 1604; driver and IO-Base software for CP 1616/CP 1604 as PN IO Controller and IO Device in source code for transfer to other PC-based operating systems; including executable example code for SUSE Linux 10, Windows XP Professional and Windows 7

see <http://www.siemens.com/simatic-net/dk16xx>

IE TP Cord RJ45/RJ45

TP cable 4 x 2 with 2 RJ45 connectors

- 0.5 m
- 1 m
- 2 m
- 6 m
- 10 m

6XV1870-3QE50
6XV1870-3QH10
6XV1870-3QH20
6XV1870-3QH60
6XV1870-3QN10

SCALANCE X204IRT

Managed Industrial Ethernet switches; isochronous real time, LED diagnostics, error signaling contact with SET button, redundant power supply; 4 x 10/100 Mbps RJ45 ports

6GK5204-0BA00-2BA3

Note:


You can find order information for software under System connections – software overview

More information

The DK HN-IE PN IO Development Kit is available on the Internet at:
http://www.siemens.com/simatic-net/DK_HN-IE_PN_IO

PC-based Automation

Communication for PC-based systems
Industrial Ethernet

CP 1628**Overview**

ISO	TCP/ UDP	PN	MRP	OPC	PG/OP	S7/S5	IT
●	●			●	●	●	●

- PCI Express card (PCIe x1) with internal microprocessor and integrated 2-port switch (2 x RJ45 connection, 10/100/1000 Mbps) for connecting a PG/PC to Industrial Ethernet
- Integrated security mechanisms (e.g. firewall, VPN)
- ISO and TCP/IP transport protocol on board
- Communication services via:
 - Open IE communication (TCP/IP and UDP)
 - ISO transport protocol
 - PG/OP communication
 - S7 communication
 - Open communication (SEND/RECEIVE)
- Integration into network management systems through the support of SNMP (V1/V3)

Ordering data**Article No.****CP 1628 communications processor****6GK1162-8AA00**

PCI Express x1 card for connection to Industrial Ethernet (10/100/1 000 Mbps), with 2-port switch (RJ45) and integrated security (firewall, VPN) via HARDNET-IE S7 and S7-REDCONNECT. For operating system support, see SIMATIC NET Software

Accessories**IE TP Cord RJ45/RJ45**

TP cable 4 x 2 with 2 RJ45 connectors

- 0.5 m
- 1 m
- 2 m
- 6 m
- 10 m

6XV1870-3QE50
6XV1870-3QH10
6XV1870-3QH20
6XV1870-3QH60
6XV1870-3QN10

Note:

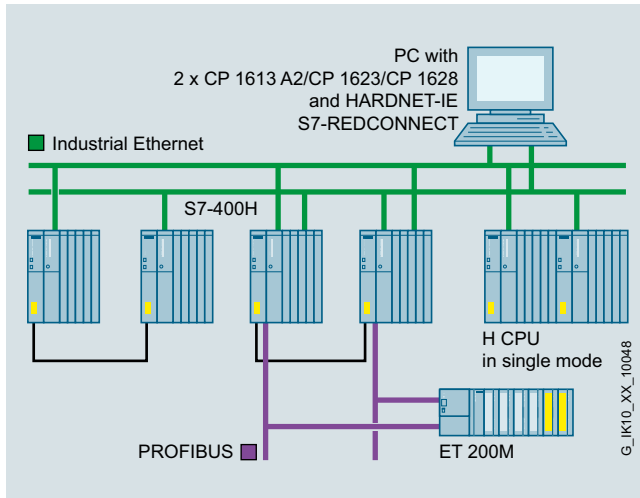
You can find order information for software under System connections – software overview

More information

You can find further information on the topic of Industrial Security on the Internet at:

<http://www.siemens.com/industrialsecurity>

Overview



System configuration for S7-REDCONNECT

ISO	TCP/UDP	PN	MRP	OPC	PG/OP	S7/S5	IT
●				●	●	●	

- For connecting PCs over redundant Industrial Ethernet to the SIMATIC S7-400H
- Protects from communication failures arising from a fault in the double bus or in redundant rings
- For redundant Layer 2 or Layer 3 Industrial Ethernet
- Can also be implemented in non-redundant networks
- No additional programming overhead for the PC and in H systems
- The appropriate OPC server and configuration tools are included in the scope of supply of the respective communication software
- Enhanced redundancy over 4-way communication (STEP 7 V5.1 + SP4 and higher)

Ordering data

Article No.

HARDNET-IE S7-REDCONNECT

Software for fail-safe S7 communication via redundant networks, incl. S7 OPC server, HARDNET-IE S7, runtime software, software and electronic manual on CD-ROM, license key on USB flash drive, Class A

For CP 1613 A2, CP 1623, CP 1628

HARDNET-IE S7-REDCONNECT V14

For 32/64-bit: Windows 7 SP1 Professional/Ultimate
For 64-bit: Windows 8.1 Pro
For 64-bit: Windows 10 PRO and Ent., Windows Server 2016, Windows Server 2008 R2 SP1
For 64-bit: Windows Server 2012 R2;

English/German; single license for one installation

- On DVD
- Download ¹⁾

6GK1716-0HB14-0AA0
6GK1716-0HB14-0AK0

Software Update Service

For 1 year with automatic extension; requirement: current software version

6GK1716-0HB00-3AL0

Upgrade

- From Edition 2006 to S7-REDCONNECT Edition 2008 or HARDNET-IE S7-REDCONNECT V13
- From V6.0, V6.1, V6.2 or V6.3 to S7-REDCONNECT Edition 2008 or HARDNET-IE S7-REDCONNECT V13

6GK1716-0HB00-3AE0

6GK1716-0HB00-3AE1

For CP 1613 A2, CP 1623, CP 1628

HARDNET-IE S7-REDCONNECT Power Pack

For expansion from HARDNET-IE S7 to HARDNET-IE S7-REDCONNECT / from S7-1613 to S7 REDCONNECT, single license for one installation, runtime software, software and electronic manual on CD-ROM, license key on USB flash drive, Class A

HARDNET-IE S7-REDCONNECT Powerpack V14

For 32/64-bit: Windows 7 SP1 Professional/Ultimate
For 64-bit: Windows 8.1 Pro
For 64-bit: Windows 10 PRO and Ent., Windows Server 2016, Windows Server 2008 R2 SP1
For 64-bit: Windows Server 2012 R2;

English/German

- On DVD
- Download ¹⁾

6GK1716-0HB14-0AC0
6GK1716-0HB14-0AK1

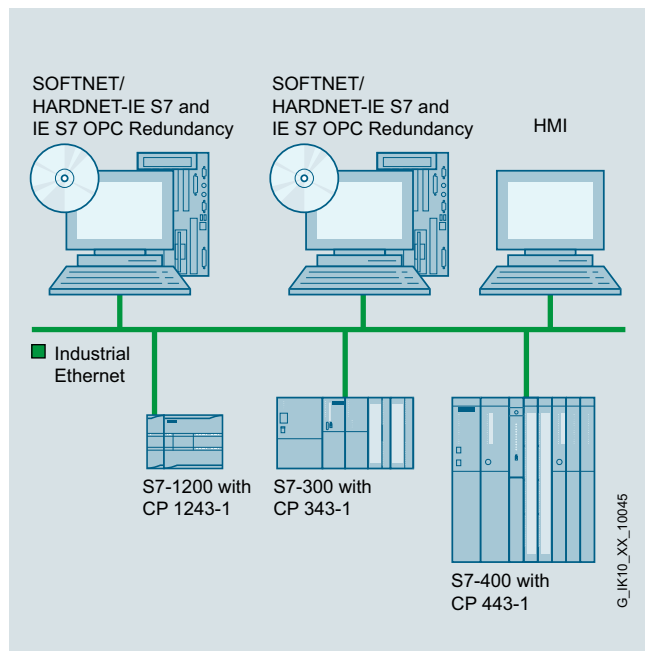
¹⁾ For more details of online software delivery, visit: <http://www.siemens.com/tia-online-software-delivery> under Ordering Data.

PC-based Automation

Communication for PC-based systems
Industrial Ethernet

SOFTNET for Industrial Ethernet

Overview



System configuration SOFTNET for Industrial Ethernet

ISO	TCP/UDP	PN	MRP	OPC	PG/OP	S7/S5	IT
●	●			●	●	●	

- Software for coupling programming devices/PCs/workstations to automation systems
- Communication services:
 - PG/OP communication
 - S7 communication
 - Open communication (SEND/RECEIVE)
- Can be used with
 - Layer 2 Ethernet card (PCI/PCIe), e.g. CP 1612 A2
 - Integrated Industrial Ethernet interface
 - Modem/ISDN (Remote Access Service RAS)
- Complete protocol stack as a software package
- Increased availability thanks to additional option packages such as OPC server redundancy

Ordering data

Article No.

SOFTNET S7 for Industrial Ethernet

SOFTNET-IE S7 V14

For 32/64-bit: Windows 7 SP1 Professional/Ultimate
For 64-bit: Windows 8.1 Pro
For 64-bit: Windows 10 PRO and Ent., Windows Server 2016, Windows Server 2008 R2 SP1
For 64-bit: Windows Server 2012 R2 English/German

Up to 64 connections; single license for one installation

- On DVD
- Download ¹⁾

6GK1704-1CW14-0AA0
6GK1704-1CW14-0AK0

Software Update Service

6GK1704-1CW00-3AL0

For 1 year with automatic extension
Requirement: current software version

Upgrade

- From Edition 2006 to Edition 2008 or V13
- From V6.0, V6.1, V6.2 or V6.3 to Edition 2008 or V13

6GK1704-1CW00-3AE0

6GK1704-1CW00-3AE1

SOFTNET-IE S7 REDCONNECT VM V14

Software for fail-safe S7 communication via redundant networks, incl. S7 OPC server, runtime software, software and electronic manual on CD-ROM, license key on USB flash drive, Class A
For 32/64-bit: Windows 7 SP1 Professional/Ultimate
For 64-bit: Windows 8.1 Pro
For 64-bit: Windows Server 2008 R2 SP1;
For 64-bit: Windows Server 2012 R2; English/German

- Single license for one installation

6GK1704-0HB14-0AA0

SOFTNET-IE S7 Lean Edition V14

For 32/64-bit: Windows 7 SP1 Professional/Ultimate
For 64-bit: Windows 8.1 Pro
For 64-bit: Windows Server 2008 R2 SP1;
For 64-bit: Windows Server 2012 R2;
Up to eight connections; English/German; single license for one installation

- On DVD
- Download ¹⁾

6GK1704-1LW14-0AA0
6GK1704-1LW14-0AK0

Software Update Service

6GK1704-1LW00-3AL0

For 1 year with automatic extension
Requirement: current software version

Upgrade

- From Edition 2006 to Edition 2008 or V13
- From V6.0, V6.1, V6.2 or V6.3 to Edition 2008 or V13

6GK1704-1LW00-3AE0

6GK1704-1LW00-3AE1

IE S7 OPC Redundancy

Software for redundant OPC servers in the environment of Industrial Ethernet software, S7 products, runtime software, software and electronic manual on CD-ROM, license key on USB flash drive, Class A

IE S7 OPC Redundancy V13

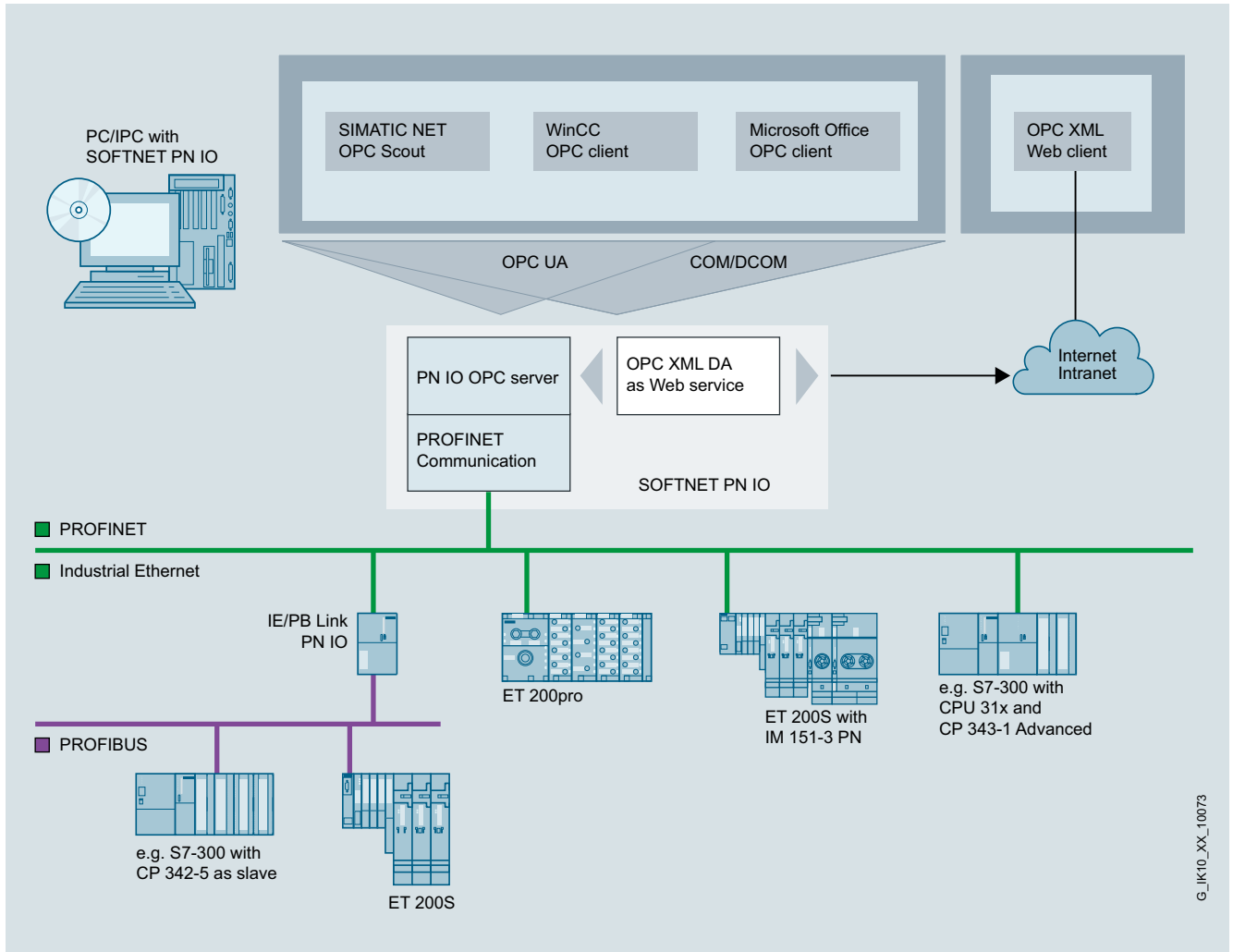
For 64-bit: Windows 2008 Server R2 SP1; English/German

- Single license for one installation

6GK1706-1CW13-0AA0

¹⁾ For more details of online software delivery, visit:
<http://www.siemens.com/tia-online-software-delivery> under Ordering Data.

Overview



G_IK10_XX_10073

PC with SOFTNET PN IO as PROFINET IO Controller

ISO	TCP/UDP	PN	MRP	OPC	PG/OP	S7/S5	IT
	●	●		●			

G_IK10_XX_10170

- Software with PROFINET IO Controller function for coupling PG/PC and IPC with PROFINET IO Devices
- Possible applications:
 - PC-based control systems
 - HMI systems
 - Test applications
- Communication services:
 - PROFINET IO Controller
- Can be used with
 - Layer 2 Ethernet card (PCI/PCle), e.g. CP 1612 A2
 - Integral Industrial Ethernet interfaces of SIMATIC programming devices/PCs
- Cost-effective solution for the low-end performance range
- OPC server for I/O connection over PROFINET included in scope of delivery

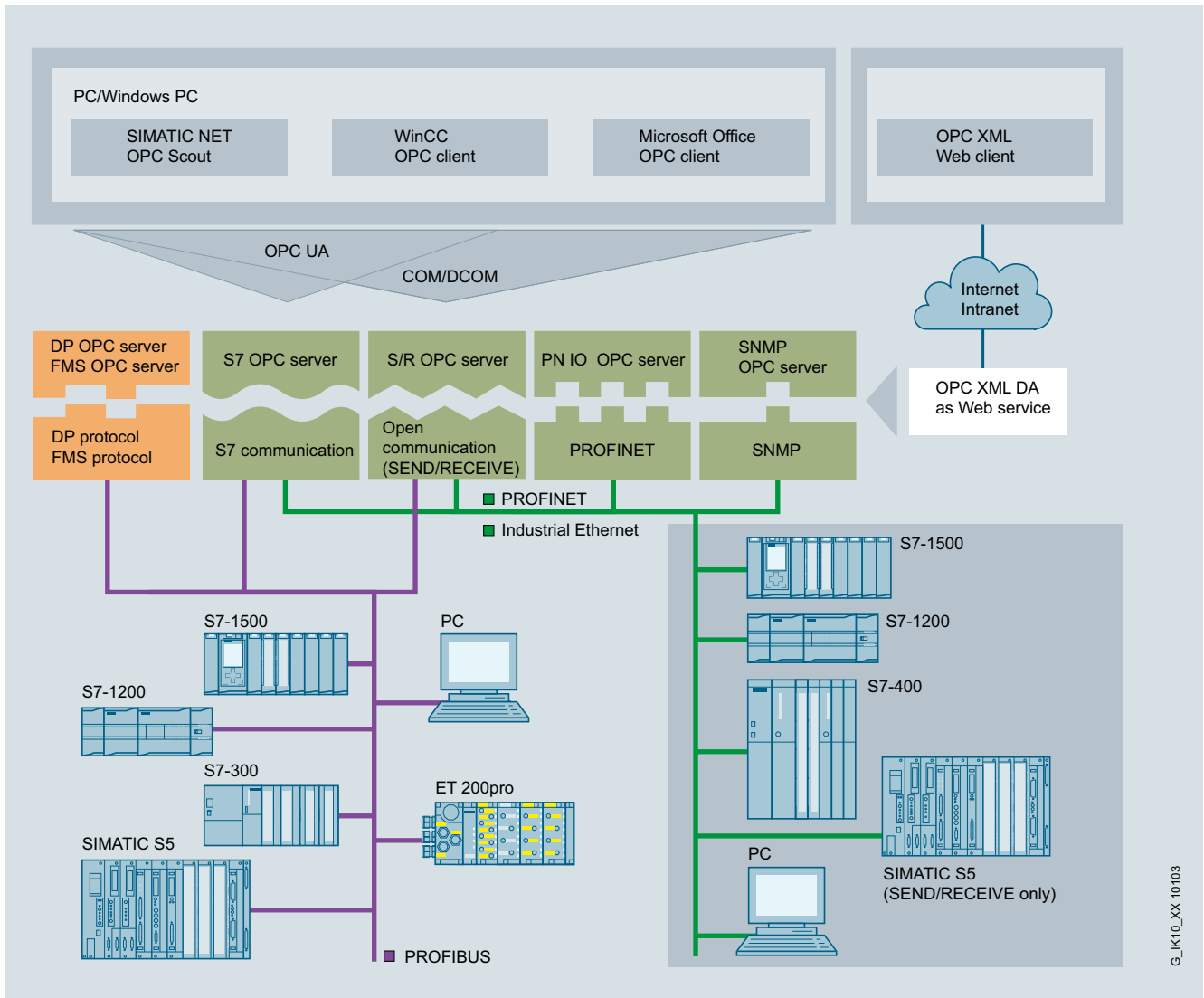
PC-based Automation

Communication for PC-based systems
Industrial Ethernet

SOFTNET PN IO

Ordering data	Article No.
<p>SOFTNET PN IO</p> <p>Software for PROFINET IO Controller with OPC server and NCM PC / STEP7 Professional V14 SP1; runtime software, software and electronic manual on CD-ROM, license key on USB flash drive, Class A</p>	
<p>SOFTNET-IE PN IO V14</p> <p>For 32/64-bit Windows 7 Professional/Ultimate For Windows 2008 Server R2 SP1 For Windows Server 2012 R2 English/German Single license for one installation</p>	6GK1704-1HW14-0AA0
<p>Software Update Service</p> <p>For 1 year with automatic extension; requirement: current software version</p>	6GK1704-1HW00-3AL0

Overview



System integration with OPC server

OPC (**O**penness, **P**roductivity & **C**ollaboration) is a standardized, open, and vendor-independent interface that is widely used in automation.

A fundamental distinction is made between the classic OPC and its consistent further development OPC UA (**U**nified **A**rchitecture). Smooth migration to the new OPC UA standard is easily possible; this offers further value added, such as security. The SIMATIC NET OPC servers offer the two interfaces OPC UA and classic OPC for SIMATIC S7 and PROFINET.

- The corresponding OPC servers are included in the scope of supply of the respective communication software
- Standardized, open, multi-vendor interface
- Interfacing of OPC-capable Windows applications to S7 communication, open communication (SEND/RECEIVE), PROFINET, and SNMP
- Increased availability thanks to additional option packages such as OPC server redundancy
- OPC Scout with browser functionality as an OPC client and OCX Data Control/.NET Data Control for simple OPC client creation

Ordering data

SNMP OPC Server

Status monitoring of SNMP-capable devices in any OPC client systems; e.g. SIMATIC WinCC/PCS 7

S7 OPC Redundancy

Software for redundant OPC servers in the environment of Industrial Ethernet software, S7 products, runtime software, software and electronic manual on CD-ROM, license key on USB flash drive, Class A

S7 OPC Redundancy V13

For 64-bit: Windows 2008 Server R2 SP1; English/German
Single license for one installation

Article No.

See SNMP OPC server

6GK1706-1CW13-0AA0

PC-based Automation

Communication for PC-based systems
Industrial Ethernet

S7 OPC Redundancy for Industrial Ethernet

Overview

OPC (**O**penness, **P**roductivity & **C**ollaboration) is a standardized, open, and vendor-independent interface that is widely used in automation. OPC UA (**U**nified **A**rchitecture) is the result of consistent further development of this standard, offering additional functions such as security or redundancy.

S7 OPC Redundancy is a software product compliant with the OPC UA standard that enables redundant configuration of OPC UA servers for SIMATIC S7.

The availability of automation data to operator control and monitoring systems is ensured thanks to the redundant use of OPC UA servers. This requires neither additional cabling for synchronizing the redundant OPC UA servers, nor additional programming effort on the PC. The OPC UA servers are synchronized via high-performance Industrial Ethernet network accesses at 10/100 and 1000 Mbps. S7 OPC Redundancy represents an integrated customer solution for all SIMATIC NET S7 SOFTNET and HARDNET software products in the automation world.

Ordering data

S7 OPC Redundancy

Software for redundant OPC servers in the environment of Industrial Ethernet software, S7 products, runtime software, software and electronic manual on CD-ROM, license key on USB flash drive, Class A

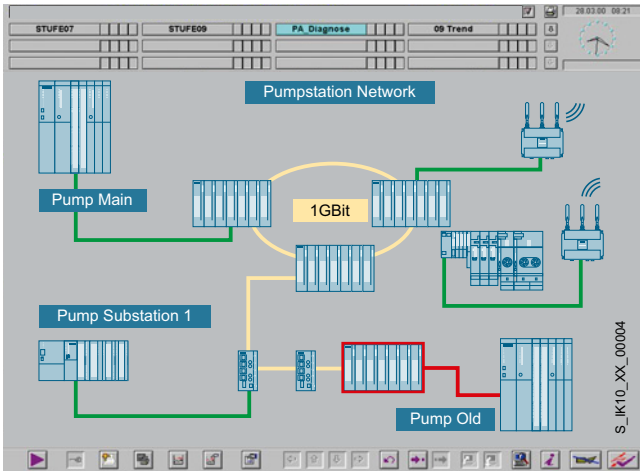
S7 OPC Redundancy V13 for Industrial Ethernet

Single license for one installation; for 64-bit: Windows 2008 Server R2; English/German

Article No.

6GK1706-1CW13-0AA0

Overview



- Status monitoring of SNMP-capable devices in any OPC client systems; e.g. SIMATIC WinCC/PCS 7
- Easy access to SNMP-capable devices over the OPC interface
- Devices without SNMP agents can be monitored using the ping mechanism
- Configuration with STEP 7 (up to STEP 7 V5.5) or NCM PC
- Ready-to-use SNMP diagnostics profiles for Siemens devices, e.g. SCALANCE X/W
- Generation of any SNMP diagnostics profiles by means of the integral MIB compiler
- Easy setup of the monitored devices with the help of an Autodiscovery function

Ordering data

Article No.

SNMP OPC Server

Including MIB compiler; single license for one installation of runtime software; software and electronic manual on CD-ROM; license key on USB flash drive, Class A;

SNMP OPC Server Basic

Administration of up to 20 IP addresses

• Basic V14

For 32/64-bit: Windows 7 SP1 Professional/Ultimate;
for 64-bit: Windows 8.1 Pro for Windows 10;
Windows Server 2008 R2 SP1;
Windows Server 2012 R2;
single license for one installation

6GK1706-1NW14-0AA0

Software Update Service SNMP OPC Server Basic

For 1 year with automatic extension; requirement: current software version

6GK1706-1NW00-3AL0

Upgrade SNMP OPC Server Basic

• From Edition 2006 to Edition 2008 or V13

6GK1706-1NW00-3AE0

• From V6.0, V6.1, V6.2 or V6.3 to Edition 2008 or V13

6GK1706-1NW00-3AE1

SNMP OPC Server Extended

Administration of up to 200 IP addresses

• Extended V14

For 32/64-bit: Windows 7 SP1 Professional/Ultimate;
for 64-bit: Windows 8.1 Pro for Windows 10;
Windows Server 2008 R2 SP1;
Windows Server 2012 R2;
single license for one installation

6GK1706-1NX14-0AA0

Software Update Service SNMP OPC Server Extended

For 1 year with automatic extension; requirement: current software version

6GK1706-1NX00-3AL0

Upgrade SNMP OPC Server Extended

• From Edition 2006 to Edition 2008 or V13

6GK1706-1NX00-3AE0

• From V6.0, V6.1, V6.2 or V6.3 to Edition 2008 or V13

6GK1706-1NX00-3AE1

SNMP OPC Server Power Pack

For upgrade from SNMP OPC Server Basic to SNMP OPC Server Extended

Powerpack V14

6GK1706-1NW14-0AC0

PC-based Automation

Communication for PC-based systems
Industrial Ethernet

SINEMA Server

Overview

The SINEMA server software has been specially developed for industrial applications. It enables you to fully visualize and monitor networks. Using SNMP and simultaneous diagnostics via SIMATIC and PROFINET mechanisms, many aspects of plant diagnostics can be portrayed in a single tool.

Captured data is stored in a long-term archive and can be evaluated and presented as required. The predefined network diagnostics can also be seamlessly integrated into HMI/SCADA systems (e.g. WinCC, PCS 7) via OPC UA and web mechanisms.

Main features:

Inventory: Inventorying of all network subscribers

Topology: Topological representation of the network (HTML 5-based UI)

Monitoring: Read-out of status information

Diagnostics: Evaluation and presentation of diagnostic states

Reporting: Presentation of statistics for any time period

Validation: Validation of network parameters

Propagation: Forwarding of data to other systems

Management: Configuration of devices via CLI / firmware management

Ordering data

Article No.

SINEMA server V14

Network monitoring software for Industrial Ethernet and PROFINET networks, runtime software, software and electronic manual on DVD (not with download), license key on USB flash drive (not with download); software for installation on PC hardware with Windows 7 Professional/Ultimate/Enterprise SP1 (64-bit), Windows Server 2008 R2 + SP1 (64-bit), Windows 10 Pro/Enterprise Version 1607/1703 (64-bit)
English/German/French/Chinese.
Other languages possible on request.

For 50 devices that can be identified via IP address

- On DVD
- Download ¹⁾

6GK1781-1BA14-0AA0
6GK1781-1BA14-0AK0

For 100 devices that can be identified via IP address

- On DVD
- Download ¹⁾

6GK1781-1DA14-0AA0
6GK1781-1DA14-0AK0

For 250 devices that can be identified via IP address

- On DVD
- Download ¹⁾

6GK1781-1JA14-0AA0
6GK1781-1JA14-0AK0

For 500 devices that can be identified via IP address

- On DVD
- Download ¹⁾

6GK1781-1TA14-0AA0
6GK1781-1TA14-0AK0


Upgrade SINEMA server V13 to V14

- On DVD
- Download ¹⁾

6GK1781-2AA14-0AA0
6GK1781-2AA14-0AK0

¹⁾ For more details of online software delivery, visit:
<http://www.siemens.com/tia-online-software-delivery> under Ordering Data.

Overview



DP-M	DP-S	FMS	OPC	PG/OP	S7/S5
●	●	●	●	●	●

- PCI-104 interface card with internal microprocessor for connecting embedded systems with PCI-104 interface to PROFIBUS at up to 12 Mbps
- Function compatible with CP 5613 A2
- Communication services:
 - PROFIBUS DP master Class 1 and 2 or DP slave according to IEC 61158/61784
 - PG/OP communication with STEP 5 and STEP 7
 - S7 communication with HARDNET-PB S7 software package
 - Open communication (SEND/RECEIVE) based on the FDL interface
 - PROFIBUS FMS according to IEC 61158/61784 with FMS-5613 software package
- Extensive diagnostics options for installation, commissioning and operation of the module
- Event and filter mechanism for reducing the load on the host CPU
- Multiprotocol operation and parallel operation of up to three CPs
- The appropriate OPC server and configuration tools are included in the scope of delivery of the respective communication software
- Development Kit with driver sources for integration into "non-Windows" environments

Note:
FMS-5613 supports up to two CP 5603/CP 5613 A2/5614 A2/CP 5623/CP 5624 processors

Ordering data

Article No.

CP 5603 communications processor PCI-104 card for connection to PROFIBUS incl. DP-Base software with NCM PC; DP-RAM interface for DP master or DP slave, incl. PG and FDL protocols; single license for one installation, runtime software, software and electronic manual on CD-ROM, Class A, for operating system support see SIMATIC NET software; English/German	6GK1560-3AA00
CP 5603 Microbox Package For use of CP 5603 in Microbox 420/427B/427C; consisting of CP 5603 module and Microbox expansion rack	6GK1560-3AU00
CP 5603 expansion rack For use in Microbox 420/427B/427C with mounting material	6GK1560-3AA00-0AU0
CP 5603 mEC Package For use of CP 5603 in SIMATIC S7-MEC; consisting of CP 5603 and insert plate for CP 5603 for installation in the EM PCI-104 expansion module of the SIMATIC S7-MEC	6GK1560-3AE00
CP 5603 insert plate Metal plate with RS 485 cutout for inserting for the S7 modular embedded controller	6GK1560-3AA00-0AE0
Accessories	
PROFIBUS FastConnect RS 485 bus connector Plug 180 With 180° cable outlet, insulation displacement	6GK1500-0FC10
PROFIBUS FC Standard Cable GP Standard type with special design for quick assembly, 2-core, shielded, sold by the meter; max. length 1 000 m, minimum order quantity 20 m	6XV1830-0EH10
PROFIBUS FastConnect Stripping Tool Preset stripping tool for fast stripping of PROFIBUS FastConnect bus cables	6GK1905-6AA00
PROFIBUS bus terminal 12M Bus terminal for connection of PROFIBUS stations up to 12 Mbps with connecting cable 1.5 m long	6GK1500-0AA10

Note:

You can find order information for software for communicating with PC systems under: System connections – Communication for PC-based systems – Software

More information

You can find the HARDNET-PB DP Development Kit on the Internet at:


<http://www.siemens.com/simatic-net/dk5613>

PC-based Automation

Communication for PC-based systems
PROFIBUS

CP 5613 A3

Overview



DP-M	DP-S	FMS	OPC	PG/OP	S7/S5
●	●		●	●	●

- PCI card (universal keyed 5 V/3.3 V) with internal microprocessor for connection of PCs and SIMATIC PG/PC to PROFIBUS at up to 12 Mbps
- Communication services:
 - PROFIBUS DP master according to IEC 61158/61784 on one PCI card
 - PG/OP communication with STEP 7
 - S7 communication with HARDNET-PB S7 software package
 - Open communication (SEND/RECEIVE) based on the FDL interface
- Comprehensive diagnostics possibilities for installation, commissioning and operation of the module
- High performance over direct dual-port RAM access
- Event and filter mechanisms to reduce the loading on the host CPU
- Multiprotocol operation and parallel operation of up to four CPs
- Implementation in motion control applications is possible because a constant bus cycle time is supported
- The appropriate OPC servers and configuration tools are included in the scope of supply of the respective communications software

Ordering data

Article No.

CP 5613 A3 communications processor

6GK1561-3AA02

PCI card (32-bit; 3.3 V/5 V) for connection to PROFIBUS incl. DP-Base software; DP-RAM interface for DP master, incl. PG and FDL protocols; single license for one installation, runtime software, software and electronic manual on CD-ROM, Class A, for operating system support see SIMATIC NET software V12; English/German

Accessories

PROFIBUS FC Standard Cable GP

Standard type with special design for quick assembly, 2-core, shielded
Sold by the meter
Delivery unit max. 1 000 m
Minimum order 20 m

PROFIBUS FastConnect bus connector RS 485 plug 180

6GK1500-0FC10

With 180° cable outlet, insulation displacement

PROFIBUS bus terminal 12M

6GK1500-0AA10

Bus terminal for connection of PROFIBUS stations up to 12 Mbps with connecting cable 1.5 m long

PROFIBUS FastConnect Stripping Tool

6GK1905-6AA00

Preset stripping tool for fast stripping of PROFIBUS FastConnect bus cables

Note:


You can find order information for software for communicating with PC systems under: System connections – Communication for PC-based systems – Software

More information

You can find the HARDNET-PB DP Development Kit on the Internet at:

<http://www.siemens.com/simatic-net/dk5613>

Overview



DP-M	DP-S	FMS	OPC	PG/OP	S7/S5
●	●		●	●	●

- PCI card (universal keyed 5 V/3.3 V) with own microprocessor for connection of PCs and SIMATIC PG/PC to PROFIBUS at up to 12 Mbps
- Communication services:
 - PROFIBUS DP master and slave interface according to IEC 61158/61784 on one PCI card
 - PG/OP communication with STEP 5 and STEP 7
 - S7 communication with HARDNET-PB S7 software package
 - Open communication (SEND/RECEIVE) based on the FDL interface
- Comprehensive diagnostics possibilities for installation, commissioning and operation of the module
- High performance over direct dual-port RAM access
- Event and filter mechanisms to reduce the loading on the host CPU
- Multiprotocol operation and parallel operation of up to four CPs
- Implementation of motion control applications is possible because a constant bus cycle time is supported
- The appropriate OPC servers and configuration tools are included in the scope of supply of the respective communications software.

Ordering data

Article No.

CP 5614 A3 communications processor

PCI card (32-bit; 3.3 V/5 V) master and slave connection to PROFIBUS incl. DP-Base software; DP-RAM interface for DP master, incl. PG and FDL protocols; single license for one installation, runtime software, software and electronic manual on CD-ROM, Class A, for operating system support see SIMATIC NET software V12; English/German

6GK1561-4AA02

Accessories

PROFIBUS FC Standard Cable GP

Standard type with special design for quick assembly, 2-core, shielded
Sold by the meter
Delivery unit max. 1 000 m
Minimum order quantity 20 m

PROFIBUS FastConnect bus connector RS 485 plug 180

With 180° cable outlet, insulation displacement

6GK1500-0FC10

PROFIBUS FC Standard Cable GP

Standard type with special design for fast mounting, 2-core, shielded, sold by the meter; max. delivery unit 1 000 m, minimum order quantity 20 m

6XV1830-0EH10

PROFIBUS FastConnect Stripping Tool

Preset stripping tool for fast stripping of PROFIBUS FastConnect bus cables

6GK1905-6AA00

PROFIBUS bus terminal 12M

Bus terminal for connection of PROFIBUS stations up to 12 Mbps with connecting cable 1.5 m long

6GK1500-0AA10

Note:

You can find order information for software for communicating with PC systems under: System connections – Communication for PC-based systems – Software

More information

You can find the HARDNET-PB DP Development Kit on the Internet at:

<http://www.siemens.com/simatic-net/dk5613>

PC-based Automation

Communication for PC-based systems
PROFIBUS

CP 5623

Overview



DP-M	DP-S	FMS	OPC	PG/OP	S7/S5
●	●	●	●	●	●

- PCI Express card (PCIe x1) with internal microprocessor for connecting PCs and SIMATIC PG/PC to PROFIBUS at up to 12 Mbps
- Communication services:
 - PROFIBUS DP master Class 1 and 2 or DP slave according to IEC 61158/61784 on one PCI card
 - PG/OP communication with STEP 5 and STEP 7
 - S7 communication with HARDNET-PB S7 software package
 - Open communication (SEND/RECEIVE) based on the FDL interface
 - PROFIBUS FMS according to IEC 61158/61784 with FMS-5613 software package
- Extensive diagnostics options for installation, commissioning and operation of the module
- Event and filter mechanism for reducing the load on the host CPU
- Multiprotocol operation and parallel operation of up to four CPs
- The appropriate OPC servers and configuration tools are included in the scope of supply of the respective communication software

Ordering data

Article No.

CP 5623 communications processor

PCI Express x1 card (32 bit) for connection to PROFIBUS incl. DP-Base software with NCM PC; DP-RAM interface for DP master or DP slave, incl. PG and FDL protocols; single license for one installation, runtime software, software and electronic manual on CD-ROM, Class A, for operating system support see SIMATIC NET software English/German

6GK1562-3AA00

Accessories

PROFIBUS FastConnect RS 485 bus connector Plug 180

With 180° cable outlet, insulation displacement

6GK1500-0FC10

PROFIBUS FC Standard Cable GP

Standard type with special design for quick assembly, 2-wire, shielded, sold by the meter; max. length 1000 m, minimum order quantity 20 m

6XV1830-0EH10

PROFIBUS FastConnect Stripping Tool

Preset stripping tool for fast stripping of PROFIBUS FastConnect bus cables

6GK1905-6AA00

PROFIBUS bus terminal 12M

Bus terminal for connection of PROFIBUS stations up to 12 Mbps with connecting cable 1.5 m long

6GK1500-0AA10

Note:

You can find order information for software for communicating with PC systems under: System connections – Communication for PC-based systems – Software

More information

You can find the HARDNET-PB DP Development Kit on the Internet at:

<http://www.siemens.com/simatic-net/dk5613>

Overview



DP-M	DP-S	FMS	OPC	PG/OP	S7/S5
●	●	●	●	●	●

- PCI Express card (PCIe x1) with own microprocessor for connecting PCs and SIMATIC PG/PC to PROFIBUS at up to 12 Mbps
- Two 9-pin sub-D sockets for parallel operation as DP master and DP slave
- Communication services:
 - PROFIBUS DP master and slave interface according to IEC 61158/61784 on one PCI card
 - PG/OP communication with STEP 5 and STEP 7
 - S7 communication with HARDNET-PB S7 software package
 - Open communication (SEND/RECEIVE) based on the FDL interface
 - PROFIBUS FMS according to IEC 61158/61784 with FMS-5613 software package
- Extensive diagnostics options for installation, commissioning and operation of the module
- Event and filter mechanism for reducing the load on the host CPU
- Multiprotocol operation and parallel operation of up to four CPs
- The appropriate OPC servers and configuration tools are included in the scope of supply of the respective communication software

Ordering data

Article No.

CP 5624 communications processor

6GK1562-4AA00

PCI Express x1 card (32 bit) for master and slave connection to PROFIBUS incl. DP-Base software with NCM PC; DP-RAM interface for DP master, incl. PG and FDL protocols; single license for one installation, runtime software, software and electronic manual on CD-ROM, Class A, for operating system support see SIMATIC NET software; English/German

Accessories

PROFIBUS FastConnect RS 485 bus connector Plug 180

6GK1500-0FC10

With 180° cable outlet, insulation displacement

PROFIBUS FC Standard Cable GP

6XV1830-0EH10

Standard type with special design for quick assembly, 2-wire, shielded, sold by the meter; max. length 1000 m, minimum order quantity 20 m

PROFIBUS FastConnect Stripping Tool

6GK1905-6AA00

Preset stripping tool for fast stripping of PROFIBUS FastConnect bus cables

PROFIBUS bus terminal 12M

6GK1500-0AA10

Bus terminal for connection of PROFIBUS stations up to 12 Mbps with connecting cable 1.5 m long

Note:

You can find order information for software for communicating with PC systems under: System connections – Communication for PC-based systems – Software

More information

You can find the HARDNET-PB DP Development Kit on the Internet at:


<http://www.siemens.com/simatic-net/dk5613>

PC-based Automation

Communication for PC-based systems
PROFIBUS

CP 5612

Overview



DP-M	DP-S	FMS	OPC	PG/OP	S7/S5
●	●		●	●	●

- PCI card (universal keyed 5 V/3.3 V) for connection of PCs and SIMATIC PG/PC to PROFIBUS at up to 12 Mbps and to the MPI interface of SIMATIC S7
- Communication services:
 - PROFIBUS DP master Class 1 incl. acyclic DP expansions with SOFTNET-PB DP software package
 - PROFIBUS DP master Class 2 incl. acyclic DP expansions with SOFTNET-PB DP software package
 - PROFIBUS DP slave with SOFTNET-PB DP slave software package
 - PG/OP communication with STEP 7
 - S7 communication with SOFTNET-PB S7 software package
 - Open communication (SEND/RECEIVE on basis of FDL interface) with SOFTNET-PB DP or SOFTNET-PB S7 software package
- Can be used with:
 - STEP 7, STEP 7 Micro/Win, SIMATIC PDM (for PG/OP communication)
 - SOFTNET-PB S7 (for S7 communication)
 - SOFTNET-PB DP, SOFTNET-PB DP slave (for DP)
- Corresponding OPC servers and configuration tools are included in the scope of delivery of the respective communication software

Ordering data

Article No.

CP 5612 communications processor

- PCI card (32-bit) for connection of a programming device or PC to PROFIBUS

6GK1561-2AA00

Accessories

PROFIBUS FastConnect RS 485 bus connector Plug 180

With 180° cable outlet, insulation displacement

6GK1500-0FC10

PROFIBUS FC Standard Cable GP

Standard type with special design for quick assembly, 2-wire, shielded, sold by the meter; max. length 1 000 m, minimum order quantity 20 m

6XV1830-0EH10

PROFIBUS FastConnect Stripping Tool

Preset stripping tool for fast stripping of PROFIBUS FastConnect bus cables

6GK1905-6AA00

PROFIBUS bus terminal 12M


Bus terminal for connection of PROFIBUS stations up to 12 Mbps with connecting cable 1.5 m long

6GK1500-0AA10

Note:

You can find order information for software for communicating with PC systems under: System connections – Communication for PC-based systems – Software

Overview



DP-M	DP-S	FMS	OPC	PG/OP	S7/S5
●	●		●	●	●

- PCI Express card (PCIe x1) for connection of PCs and SIMATIC PG/PC to PROFIBUS at up to 12 Mbps and to the MPI interface of SIMATIC S7
- Communication services:
 - PROFIBUS DP master Class 1 incl. acyclic DP expansions with SOFTNET-PB DP software package
 - PROFIBUS DP master Class 2 incl. acyclic DP expansions with SOFTNET-PB DP software package
 - PROFIBUS DP slave with SOFTNET-PB DP slave software package
 - PG/OP communication with STEP 7
 - S7 communication with SOFTNET-PB S7 software package
 - Open communication (SEND/RECEIVE on basis of FDL interface) with SOFTNET-PB DP or SOFTNET-PB S7 software package
- Can be used with:
 - STEP 7, STEP 7-Micro/Win, SIMATIC PDM (for PG/OP communication)
 - SOFTNET-PB S7 (for S7 communication)
 - SOFTNET-PB DP, SOFTNET-PB DP slave (for DP)
- Corresponding OPC servers and configuration tools are included in the scope of delivery of the respective communication software

Ordering data

Article No.

CP 5622 communications processor

- PCI Express x1 card (32-bit) for connection of a PG or PC to PROFIBUS

6GK1562-2AA00

Accessories

PROFIBUS FastConnect RS 485 bus connector Plug 180

6GK1500-0FC10

With 180° cable outlet, insulation displacement

PROFIBUS FC Standard Cable GP

6XV1830-0EH10

Standard type with special design for quick assembly, 2-wire, shielded, sold by the meter; max. length 1 000 m, minimum order quantity 20 m

PROFIBUS FastConnect Stripping Tool

6GK1905-6AA00

Preset stripping tool for fast stripping of PROFIBUS FastConnect bus cables

PROFIBUS bus terminal 12M

6GK1500-0AA10

Bus terminal for connection of PROFIBUS stations up to 12 Mbps with connecting cable 1.5 m long

Note:

You can find order information for software for communicating with PC systems under: System connections – Communication for PC-based systems – Software

PC-based Automation

Communication for PC-based systems
PROFIBUS

CP 5711

Overview



DP-M	DP-S	FMS	OPC	PG/OP	S7/S5
●	●		●	●	●

- USB adapter for the connection of PCs and SIMATIC PG/PC to PROFIBUS DP or MPI via USB 2.0
- Operation in extended temperature range of -20 °C to +60 °C
- Active PROFIBUS termination to supply the PROFIBUS network as the end station of a segment
- Robust USB connection due to mechanical locking of the USB plug to the CP 5711 housing
- Communication services:
 - PROFIBUS DP master Class 1 and 2 according to IEC 61158/61784 with SOFTNET-PB DP software package
 - PROFIBUS DP slave with SOFTNET-PB DP slave software package
 - PG/OP communication with STEP 5 or STEP 7 software package
 - S7 communication with SOFTNET-PB S7 software package
 - Open communication (SEND/RECEIVE on basis of FDL interface) with SOFTNET-PB DP or SOFTNET-PB S7 software package
- PROFIBUS connection with up to 12 Mbps
- Can be used with:
 - STEP 7, STEP 7 Micro/WIN, WinCC/WinCC flexible, NCM PC, SIMATIC PDM (for PG/OP communication)
 - SOFTNET-PB S7 (for S7 communication)
 - SOFTNET-PB DP, SOFTNET-PB DP slave (for DP)
- The appropriate OPC servers and configuration tools are included in the scope of supply of the respective communication software

Ordering data

Article No.

CP 5711 communications processor

For connection of a programming device or notebook to PROFIBUS or MPI, under 32 bit in connection with PROFIBUS SOFTNET software or STEP 7; English/German USB V2.0 adapter

6GK1571-1AA00

Accessories

Mounting rail support for CP 5711

Compartment for CP 5711 enclosure; mechanically fastened to 35 mm DIN rail

6GK1571-1AA00-0AH0

PROFIBUS FastConnect RS 485 bus connector Plug 180

With 180° cable outlet, insulation displacement

6GK1500-0FC10

PROFIBUS FC Standard Cable GP

Standard type with special design for quick assembly, 2-wire, shielded, sold by the meter; max. length 1 000 m, minimum order quantity 20 m

6XV1830-0EH10

PROFIBUS FastConnect Stripping Tool

Preset stripping tool for fast stripping of PROFIBUS FastConnect bus cables

6GK1905-6AA00

PROFIBUS bus terminal 12M

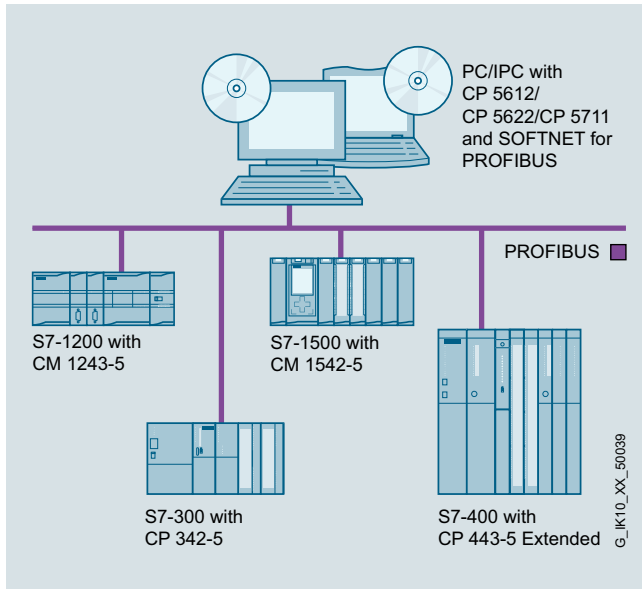
Bus terminal for connection of PROFIBUS stations up to 12 Mbps with connecting cable 1.5 m long

6GK1500-0AA10

Note:

You can find order information for software for communicating with PC systems under: System connections – Communication for PC-based systems – Software

Overview



DP-M	DP-S	FMS	OPC	PG/OP	S7/S5
●	●		●	●	●

©_IK10XX_0186

- Software for connecting PCs/programming devices and notebooks to automation systems
- Communication services:
 - PROFIBUS DP master Class 1 and 2 with acyclic expansions
 - PROFIBUS DP slave
 - PG/OP communication
 - S7 communication
 - Open communication (SEND/RECEIVE) based on the FDL interface
- The appropriate OPC servers and configuration tools are included in the scope of supply of the respective communications software

Ordering data

Article No.

SOFTNET-PB S7

SOFTNET-PB S7 V15

For 32/64-bit: Windows 7 SP1 P for Windows 7 SP1 (Professional, Enterprise, Ultimate), 64-bit
For Windows Server 2008 R2 SP1 (Standard or Enterprise Edition)
For Windows Server 2012 R2 Update (Standard Edition)
For Windows 10 Pro, 64-bit, Version 1607 or higher
For Windows 10 Enterprise, 64-bit, Version 1607 or higher
English/German
Single license for one installation

6GK1704-5CW15-0AA0

Software Update Service

For 1 year, with automatic extension
Requirement: current software version

6GK1704-5CW00-3AL0

Upgrade

From Edition 2006 to SOFTNET-S7 Edition 2008 or V15

6GK1704-5CW00-3AE0

SOFTNET-PB DP

SOFTNET-PB DP V15

For Windows 7 SP1 (Professional, Enterprise, Ultimate), 64-bit
For Windows Server 2008 R2 SP1 (Standard or Enterprise Edition)
For Windows Server 2012 R2 Update (Standard Edition)
For Windows 10 Pro, 64-bit, Version 1607 or higher
For Windows 10 Enterprise, 64-bit, Version 1607 or higher
English/German
Single license for one installation

6GK1704-5DW15-0AA0

Software Update Service

For 1 year, with automatic extension
Requirement: current software version

6GK1704-5DW00-3AL0

Upgrade

From Edition 2006 to SOFTNET-DP Edition 2008 or V15

6GK1704-5DW00-3AE0

SOFTNET-PB DP Slave

SOFTNET-PB DP Slave V15

For Windows 7 SP1 (Professional, Enterprise, Ultimate), 64-bit
For Windows Server 2008 R2 SP1 (Standard or Enterprise Edition)
For Windows Server 2012 R2 Update (Standard Edition)
For Windows 10 Pro, 64-bit, Version 1607 or higher
For Windows 10 Enterprise, 64-bit, Version 1607 or higher
English/German
Single license for one installation

6GK1704-5SW15-0AA0

Software Update Service

For 1 year, with automatic extension
Requirement: current software version

6GK1704-5SW00-3AL0

Upgrade

From Edition 2006 to SOFTNET-DP Slave Edition 2008 or V15

6GK1704-5SW00-3AE0

PC-based Automation

Communication for PC-based systems
PROFIBUS

S7 OPC Redundancy for PROFIBUS

Overview

OPC (**O**penness, **P**roductivity & **C**ollaboration) is a standardized, open, and vendor-independent interface that is widely used in automation. OPC UA (**U**nified **A**rchitecture) is the result of consistent further development of this standard, offering additional functions such as security or redundancy.

S7 OPC Redundancy is a software product compliant with the OPC UA standard that enables redundant configuration of OPC UA servers for SIMATIC S7.

The availability of automation data to operator control and monitoring systems is ensured thanks to the redundant use of OPC UA servers. This requires neither additional cabling for synchronizing the redundant OPC UA servers, nor additional programming effort on the PC. The OPC UA servers are synchronized via high-performance Industrial Ethernet network accesses at 10/100 and 1000 Mbps. S7 OPC Redundancy represents an integrated customer solution for all SIMATIC NET S7 SOFTNET and HARDNET software products in the automation world.

Ordering data

S7 OPC Redundancy

Software for redundant OPC servers, runtime software, software and electronic manual on CD-ROM, license key on USB flash drive, Class A

S7 OPC Redundancy V13 for PROFIBUS

for 64-bit Windows 2008 server R2; English/German
Single license for one installation

Article No.

6GK1706-5CW13-0AA0

Overview



DP-M	DP-S	FMS	PG/OP	S7/S5	
			●		

USB adapter for the connection of PCs/notebooks and SIMATIC PG/PC to the SIMATIC S7 automation system via USB port.

- For connection to USB 1.1, 2.0 and 3.0 interfaces
- Power supply from the USB port
- PROFIBUS connection with up to 12 Mbps
- Support for routing
- Automatic transmission rate and profile search
- Can be used as of Windows XP SP2
- As of Windows 7, can also be used with 64-bit systems
- Scope of delivery:
 - PC adapter USB A2
 - CD with drivers for the PC adapter USB A2
 - USB cable
 - MPI cable 0.3 m

Ordering data

PC adapter USB A2

For connecting a PG/PC or notebook to PROFIBUS or MPI; USB cable included in scope of delivery

Article No.

6GK1571-0BA00-0AA0

PC-based Automation

Notes

4

Customized Automation



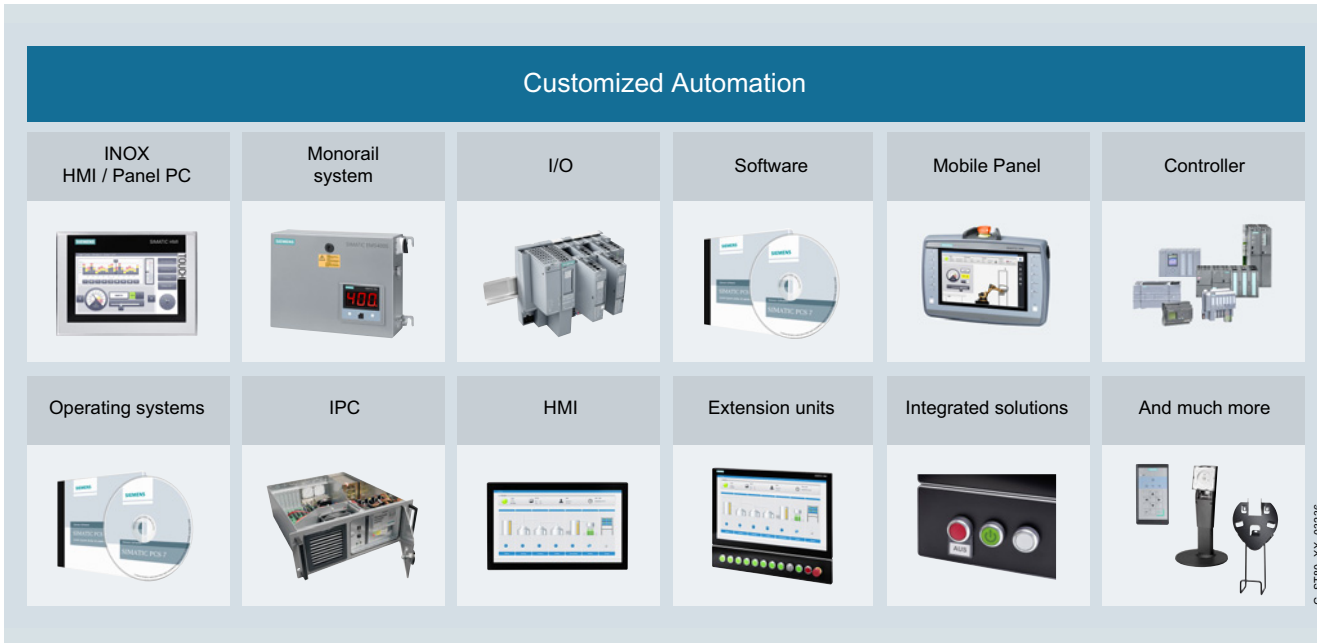
5/2	Introduction
5/4	Customized hardware
5/5	Customized software
5/6	SIMATIC Modbus/TCP
5/13	Examples of sector products
5/14	<u>Renewable energy</u>
5/15	Solar plants
5/16	Wind farms
5/17	<u>Automotive industry</u>
5/17	Controllers for electric monorail systems
5/18	<u>EMS400S</u>
5/19	Power signal booster
5/19	SIMATIC EMS400S PSB-C module
5/20	SIMATIC EMS400S PSB-S module
5/21	SIMATIC EMS400S DU
5/22	Infrared display unit
5/22	SIMATIC EMS400S IR-RC
5/23	SIMATIC EMS400S IR-DU
5/24	Control cabinets
5/24	SIMATIC EMS451S
5/25	<u>EMS600</u> NEW
5/25	Power Line Booster
5/26	Communication modules
5/27	Accessories
5/28	Infrared display unit
5/28	SIMATIC HMI IRD400
5/29	SIMATIC EMS400S IR-RC
5/30	Control cabinets
5/31	<u>General mechanical engineering</u>
5/31	Front Panel 15" Touch and Key for Panel PCs, resistant to honing oil
5/32	<u>Food and beverages industry/ pharmaceuticals</u>
5/34	Panels and Panel PCs with stainless steel front
5/37	HMI Panels as rear-mounted devices
5/39	Flat Panels with stainless steel front
5/41	HMI stainless steel operator stations

Customized Automation

Introduction

Customized Automation

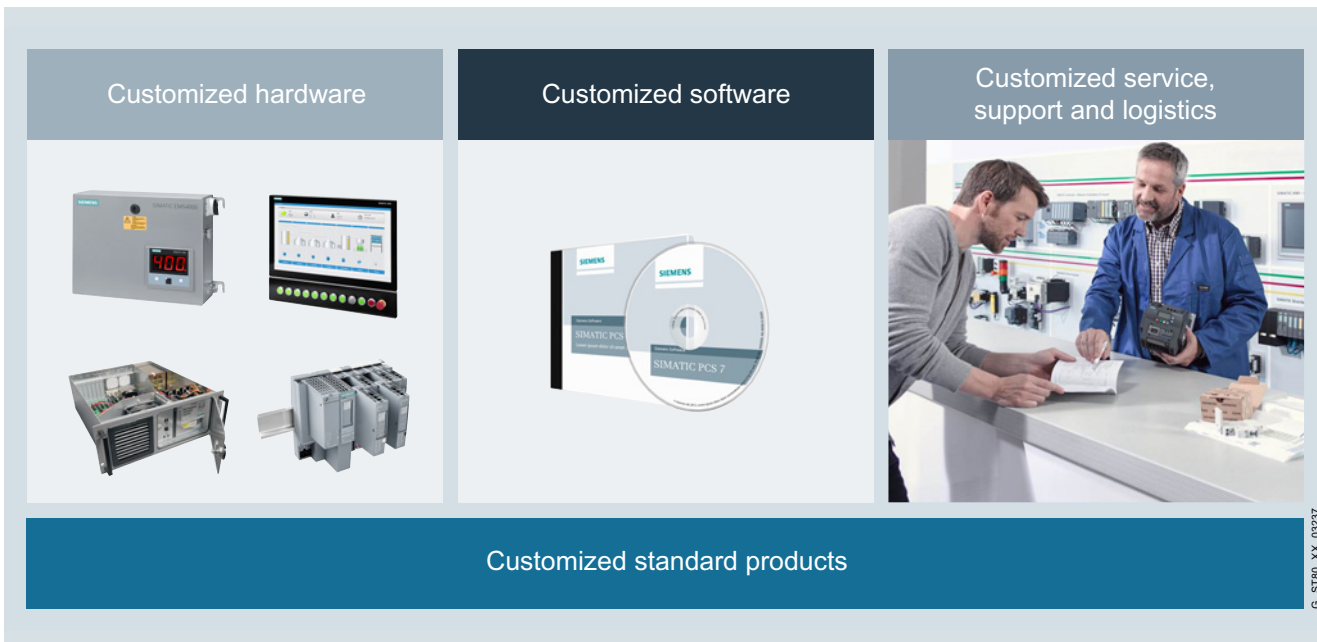
Overview



G_ST80_XX_03236

Overview of Customized Automation Hardware

5



G_ST80_XX_03237

Overview of Customized Automation

With Siemens Customized Automation, Siemens provides customized products based on the Siemens automation portfolio.

We modify our proven, successful standard products to satisfy your requirements: from slight design modifications up to OEM hardware and software systems.

This change portfolio ranges from individual design modifications, software filling of customer images, special tests and certifications, to changes in the service, support and logistics.

Benefits

Time savings

- You can use our comprehensive customization expertise and our long years of experience with the Siemens components
- You do not have to build up any additional know-how, leaving you to concentrate completely on your own core competence
- Close cooperation with our expert team to implement all our requests and changes quickly to produce a tailor-made solution

Increase in profitability

- You invest your money and resources selectively in your core competence
- You implement reliable material requirements and logistics planning, tailored to your needs, thanks to our logistics services
- You have maximum investment security thanks to highest quality, long-term availability and continuity with SIMATIC, SIMATIC IPC and SIMATIC HMI

Increase in competitive edge for the machine

- Components perfectly matched to the expected application environment, including detection of and protection against unwanted modifications to software and hardware
- You receive customized products with Siemens Customized Automation that fit outstandingly well into the "Totally Integrated Automation" (TIA) concept
- You can draw attention not only to your exceptional technology but also to the individual design of your machine, by printing a logo on the front of the enclosure, for example.

Customized hardware:

Customized products are modified SIMATIC HMI standard products. According to the necessary degree of modification of the hardware, these types of product are separately identified as:

- Design products
- OEM products
- Turnkey products

Customer-specific product modifications are available in all performance classes, starting with Push Button Panels or Key Panels, Basic Panels, Comfort Panels, Industrial Flat Panels and Extension Units up to Rack/Box/Panel PCs.

Customized software:

In the case of customer-specific products, the software can also be individually installed. This includes the generation of operating systems and also the integration and installation of driver software and images – for complete, turnkey systems. A software change can also be implemented to increase system protection against theft of know-how and service piracy.

Customized software products:

- Remote Operate Software for implementation of multi-user systems with HMI IPC and clients on the basis of MP 377 and HMI IPC477
- Open Modbus for SIMATIC systems provides the capability of connecting systems from various manufacturers to SIMATIC automation systems

Customized service, support and logistics

Special additional services for proven Siemens products can be implemented with Siemens Customized Automation. These include new certifications and approvals, such as for marine or country-specific releases. Individual project planning, repair concepts and delivery agreements can also be made for each product. Customized Automation also offers the option of a design freeze or extended availability for individual products.

Customized products from various industries

SIMATIC HMI products are provided with additional features in order to facilitate optimum use in specific sectors of industry. Stainless steel front panels for the food, beverages and tobacco industry are one such example. With the exception of their front panels, the devices are identical to standard products in respect of function and technology.

We offer products for the following industries:

- Renewable energy
- Automotive – HMI for factory automation
- General mechanical engineering
- Food and beverages industry/pharmaceuticals
- Oil & gas/chemicals and shipbuilding/marine
- Woodworking industry

Customized products for various industries are developed and produced in conjunction with a customized product agreement.

More information

Additional information is available on the Internet at:
<http://www.siemens.com/customized-automation>

Customized Automation

Customized hardware

Introduction

Overview

Customized products are standard Siemens automation products which have been modified.

A distinction is made according to the degree of hardware modification:

- Design products
- OEM products
- Integrated solutions

More information can be found on the Internet at:

<http://www.siemens.com/customized-automation>

Customized hardware

Design products

Customized design means modifying the design and visual impact of Siemens products for seamless adaptation into the customer's individual machine and plant design and special operator philosophy.

The modification options are:

- Changing the company logo and the device type designation
- Changing the keyboard color scheme, the key labeling, or the key symbols
- Changing the enclosure color (front frame)

Design products are fully compatible with the standard products in technology and functionality, and can thus be fully integrated into the Totally Integrated Automation environment. Identical technology enables, for example, replacement using standard devices in the event of a fault in case the machine or plant supplier does not currently have a customized product in the spare parts warehouse.

OEM products

Product modifications for OEM (Original Equipment Manufacturer) customers are suitable for individual, industrial automation solutions that cannot be fulfilled with the help of standard products, or can only be handled with design-modified panels.

OEM products are individual solutions based on standard Siemens components. They are specified, offered, developed and supplied individually in consultation with the customer.

As in a system of building blocks, the standard components, customized components and additionally required software/function extensions are combined to create an OEM device.

Integrated solutions

The customized integrated solutions house the automation system, together with HMI and operator controls, in a single enclosure. The system is developed and manufactured according to customer requirements in the usual Siemens quality. The product is then a ready to start device that can be installed directly in a machine.

Overview

Customized software

In the case of customer-specific products, the software can also be individually installed. This includes the generation of operating systems and also the integration and installation of driver software and images – for complete, turnkey systems.

The customized software suite comprises:

- Generation of operating systems
 - For Windows XP embedded, Windows 7, Windows 10, for example
 - For customized LINUX installation
- Integration and installation of driver software and pre-installed images
 - For additional cards, controllers, or memory media, for example
 - For complete turnkey systems

In addition, customized software products based on our experience in industrial automation offer an opportunity to set up multi-user systems and industrial remote operation systems as well as the possibility of integrating SIMATIC S7 into building automation.

Remote Operate Software

The HMI Remote Operate Software is an industrial remote control system based on Ethernet.

The software (server) enables the creation of a multi-user system with HMI IPC. Up to 6 operator stations (slaves) based on Comfort Panel Clients and HMI IPCs.

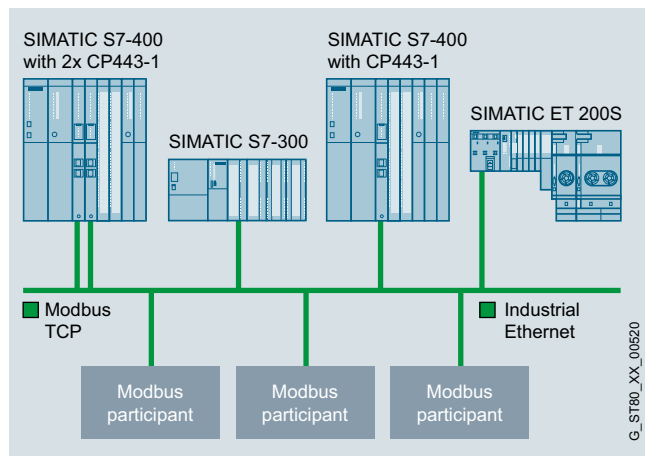
The clients can also be assigned to multiple servers.

Customized Automation

Customized software

SIMATIC Modbus/TCP

Overview



Benefits

- Easy coupling of systems from different manufacturers with SIMATIC automation systems over Industrial Ethernet
- No specialized Modbus know-how required
- Engineering with the standard SIMATIC STEP 7 tool or TIA Portal
- Fast configuration with the help of a wizard or editor

- Software for communication between SIMATIC S7 and devices that support the Modbus/TCP protocol
- Expansion or upgrade of existing plants with SIMATIC automation systems
- Connection of controllers and systems from different manufacturers

Technical specifications

	6AV6676-6MB00-6AX0 6AV6676-6MB00-6AD0 2XV9450-1MB00	6AV6676-6MB10-0AX0 6AV6676-6MB10-0AD0	6AV6676-6MB20-3AX0 6AV6676-6MB20-3AD0 2XV9450-1MB02	6AV6676-6MB30-4AX0 6AV6676-6MB30-4AD0 6AV6676-6MB30-3AX0 6AV6676-6MB30-3AD0	6AV6676-6MB40-0AX0 6AV6676-6MB40-0AD0
Client/server functionality	• / •	• / •	• / •	• / •	• / •
Function codes	1, 2, 3, 4, 5, 6, 15 and 16	1, 2, 3, 4, 5, 6, 15 and 16	1, 2, 3, 4, 5, 6, 15 and 16	1, 2, 3, 4, 5, 6, 15 and 16	1, 2, 3, 4, 5, 6, 8, 11, 15, 16, (23)
Multiport	•	•	•	•	•
Modbus address range	0 - 65535	0 - 65535	0 - 65535	0 - 65535	0 - 65535
Data volume					
Read register	125	125	125	125	125
Write register	123	123	123	123	123
Read bits	2000	2000	2000	2000	2000
Write bits	1968	1968	1968	1968	1968
Capable of multi-instance	•	•	•	•	•
Max. number of parallel block calls	<ul style="list-style-type: none"> • CPU-dependent • Client: No limit to the number of block calls; maximum number of simultaneously active blocks limited by the CPU (AG_SEND/AG_RECV) • Server: limited by the max. number of AG_SEND/AG_RECV calls of the CPU 	<ul style="list-style-type: none"> • Unlimited number of block calls • Number of simultaneously established connections is dependent on the CPU 	<ul style="list-style-type: none"> • Unlimited number of block calls • Number of simultaneously established connections is dependent on the CPU 	<ul style="list-style-type: none"> • CPU-dependent • Client: No limit to the number of block calls; maximum number of simultaneously active blocks limited by the CPU (AG_SEND/AG_RECV) • Server: limited by the max. number of AG_SEND/AG_RECV calls of the CPU 	<ul style="list-style-type: none"> • Unlimited number of block calls • Number of simultaneously established connections is dependent on the CPU
Connection configuration	Static connections over NetPro	Dynamic connections over TCON and TDISCON	Dynamic connections over TCON and TDISCON	Static connections over NetPro	Dynamic connections over TCON and TDISCON
Communication	AG_(L)SEND/ AG_(L)RECV	TSEND/TRCV	TSEND/TRCV	AG_(L)SEND/ AG_(L)RECV	TSEND/TRCV
Work memory requirement FB (Client/Server)	16 KB	17 KB	19 KB	20 KB	11 KB
IDB	approx. 1 KB	approx. 1 KB	approx. 1 KB	approx. 1 KB	approx. 6 KB
Can be used in CFC/PCS 7	•	•	•	•	
Use with older CPs that do not support the AG_CNTRL	No	-	-	No	
Multiplexing of TCP connections	CP-dependent	-	-	CP-dependent	
Redundancy functions	-	Single-sided or double-sided redundancy is possible	-	Single-sided or double-sided redundancy is possible	Single-sided or double-sided redundancy is possible
Use of bit memories/timers	No	No	No	No	No
Programming languages	LAD FBD STL SCL GRAPH CFC	LAD FBD STL SCL GRAPH CFC	LAD FBD STL SCL GRAPH CFC	LAD FBD STL SCL GRAPH CFC	FBD STL SCL GRAPH

Customized Automation

Customized software

SIMATIC Modbus/TCP

Technical specifications (continued)

	6AV6676-6MA30-0AX0 6AV6676-6MA30-1AX0 6AV6676-6MA30-2AX0	6AV6676-6MA30-0AX0 6AV6676-6MA30-1AX0 6AV6676-6MA30-2AX0
Client functionality	Yes	
Functions	<ul style="list-style-type: none"> Reading of basic type 3 values and the energy counter Reset of operating hours counter, maximum and minimum values and energy counter 	
Multi-instance capability		
Max. number of parallel block calls	<ul style="list-style-type: none"> Number of block calls unlimited Number of simultaneously established connections is dependent on the CPU 	
Configuring connections	Dynamic connections over TCON and TDISCON	
		Communication TSEND / TRCV Work memory requirement (block dependent) <ul style="list-style-type: none"> FB 31 ... 36 KB IDB 7 ... 29 KB Can be used in CFC/PCS 7 Yes Multiplexing of TCP connections CP-dependent Redundancy functions No Use of bit memories/timers No

Technical specifications

Article number	6AV6676-6MB00-6AX0 SIMATIC MODBUS / TCP CP	6AV6676-6MB00-6AD0 SIMATIC MODBUS / TCP CP	2XV9450-1MB00 SIMATIC MODBUS/TCP CP
General information			
Engineering with			
• STEP 7 TIA Portal configurable/ integrated as of version	V14	V14	STEP 7 V14 SP1 or higher
• STEP 7 configurable/ integrated as of version	STEP 7 V5.5 or higher	STEP 7 V5.5 or higher	From STEP 7 V5.4 and higher
• PCS 7 configurable/ integrated as of version	PCS 7 V7.1 SP2	PCS 7 V7.1 SP2	
Protocols			
SIMATIC communication			
• Communication as Modbus server	Yes	Yes	No; "Drive ready"
• Communication as Modbus client	Yes	Yes	No
• User data per job (of which consistent), max.	250 byte	250 byte	125 byte; "Power section ready"
Operating systems			
Runs under operating system			
• Windows XP	Yes	Yes	Yes
• Windows 7	Yes	Yes	Yes; 32 bit
• Windows 10			No
Software			
Runtime software			
Target system			
- ET 200S	Yes; FW V3.2 or higher	Yes; FW V3.2 or higher	No
- ET 200pro			
- S7-300	Yes; FW V3.2 or higher	Yes; FW V3.2 or higher	
- S7-400	Yes; FW V6.0 or higher	Yes; FW V6.0 or higher	
- S7-1500			No
- WinAC	No	No	PROFINET Version/Option required
- Suitable for other target system	Yes; See: https://support.industry.siemens.com/cs/ww/en/view/104946406		
Block			
• Local data requirements	288 byte	288 byte	186 byte
• FB length in RAM, max.	18 kbyte	18 kbyte	
Communication data			
• Multiport	Yes; Dependent on CP	Yes; Dependent on CP	Yes
• implemented function codes	01, 02, 03, 04, 05, 06, 15, 16	01, 02, 03, 04, 05, 06, 15, 16	01, 02, 03, 04, 05, 06, 15, 16
Authorization/licenses			
• Single license (EL)	Yes	Yes	
Configuration			
Configuration software			
• Wizard for configuration support	Yes; Wizard	Yes; Wizard	No

Technical specifications (continued)

Article number	6AV6676-6MB10-0AX0 SIMATIC MODBUS/TCP PN RED	6AV6676-6MB10-0AD0 SIMATIC MODBUS/TCP PN RED
General information		
Engineering with		
• STEP 7 TIA Portal configurable/ integrated as of version	V13	V13
• STEP 7 configurable/ integrated as of version	STEP 7 V5.5 SP2 HF1 or higher	STEP 7 V5.5 SP2 HF1 or higher
• PCS 7 configurable/ integrated as of version	PCS 7 V8.0 Udp1	PCS 7 V8.0 Udp1
Protocols		
SIMATIC communication		
• Communication as Modbus server	Yes	Yes
• Communication as Modbus client	Yes	Yes
• User data per job (of which consistent), max.	250 byte	250 byte
Operating systems		
Runs under operating system		
• Windows XP	Yes	Yes
• Windows 7	Yes	Yes
Software		
Runtime software		
Target system		
- ET 200S	Yes	Yes
- S7-300	Yes	Yes
- S7-400	Yes	Yes
- WinAC	Yes	Yes
- Suitable for other target system	Yes; See: https://support.industry.siemens.com/cs/ww/en/view/104946406	
Block		
• Local data requirements	186 byte	186 byte
• FB length in RAM, max.	29 kbyte	29 kbyte
Communication data		
• Multiport	Yes	Yes
• implemented function codes	01, 02, 03, 04, 05, 06, 15, 16	01, 02, 03, 04, 05, 06, 15, 16
Authorization/licenses		
• Single license (EL)	Yes	Yes
Configuration		
Configuration software		
• Wizard for configuration support	Yes; Wizard	Yes; Wizard

Customized Automation

Customized software

SIMATIC Modbus/TCP

Technical specifications (continued)

Article number	6AV6676-6MB20-3AX0 SIMATIC MODBUS/TCP PN-CPU	6AV6676-6MB20-3AD0 SIMATIC MODBUS/TCP PN-CPU	2XV9450-1MB02 SIMATIC MODBUS/TCP PN-CPU
General information			
Engineering with			
• STEP 7 TIA Portal configurable/ integrated as of version	V13	V13	V11 / V13 Update 3
• STEP 7 configurable/ integrated as of version	STEP 7 V5.5 or higher	STEP 7 V5.5 or higher	STEP 7 V5.5 or higher
• PCS 7 configurable/ integrated as of version	PCS 7 V7.1 SP2	PCS 7 V7.1 SP2	PCS 7 V7.1 SP2
Protocols			
SIMATIC communication			
• Communication as Modbus server	Yes	Yes	Yes
• Communication as Modbus client	Yes	Yes	Yes
• User data per job (of which consistent), max.	250 byte	250 byte	250 byte
Operating systems			
Runs under operating system			
• Windows XP	Yes	Yes	Yes
• Windows 7	Yes	Yes	Yes
Software			
Runtime software			
Target system			
- ET 200S	Yes; FW V3.2 or higher	Yes; FW V3.2 or higher	Yes
- ET 200pro	Yes; FW V3.2 or higher	Yes; FW V3.2 or higher	Yes
- S7-300	Yes; FW V3.2 or higher	Yes; FW V3.2 or higher	Yes
- S7-400	Yes; FW V6.0 or higher	Yes; FW V6.0 or higher	Yes
- WinAC	No	No	Yes
- Suitable for other target system	Yes; See: https://support.industry.siemens.com/cs/ww/en/view/104946406		
Block			
• Local data requirements	156 byte	156 byte	156 byte
• FB length in RAM, max.	19 kbyte	19 kbyte	19 kbyte
Communication data			
• Multiport	Yes	Yes	Yes
• Client-server coupling	SIMATIC S7 as master or slave	SIMATIC S7 as master or slave	
• implemented function codes	01, 02, 03, 04, 05, 06, 15, 16	01, 02, 03, 04, 05, 06, 15, 16	01, 02, 03, 04, 05, 06, 15, 16
Authorization/licenses			
• Single license (EL)	Yes	Yes	Yes
Configuration			
Configuration software			
• Wizard for configuration support	Yes; Wizard	Yes; Wizard	Yes; Wizard

Technical specifications (continued)

Article number	6AV6676-6MB30-4AX0 SIMATIC Modbus/TCP CP RED	6AV6676-6MB30-3AX0 SIMATIC Modbus/TCP CP RED	6AV6676-6MB30-3AD0 SIMATIC Modbus/TCP CP RED
General information			
Engineering with			
• STEP 7 TIA Portal configurable/ integrated as of version	V13	V13	V13
• STEP 7 configurable/ integrated as of version	STEP 7 V5.5 or higher	STEP 7 V5.5 or higher	STEP 7 V5.5 or higher
• PCS 7 configurable/ integrated as of version	PCS 7 V7.1 SP2	PCS 7 V7.1 SP2	PCS 7 V7.1 SP2
Protocols			
SIMATIC communication			
• Communication as Modbus server	Yes	Yes	Yes
• Communication as Modbus client	Yes	Yes	Yes
• User data per job (of which consistent), max.	250 byte	250 byte	250 byte
Operating systems			
Runs under operating system			
• Windows XP	Yes	Yes	Yes
• Windows 7	Yes	Yes	Yes
Software			
Runtime software			
Target system			
- ET 200S	Yes; FW V3.2 or higher	Yes	Yes; FW V3.2 or higher
- S7-300	Yes; FW V3.2 or higher	Yes	Yes; FW V3.2 or higher
- S7-400	Yes; FW V6.0 or higher	Yes	Yes; FW V6.0 or higher
- WinAC	No	No	No
- Suitable for other target system	Yes; See: https://support.industry.siemens.com/cs/ww/en/view/104946406		
Block			
• Local data requirements	344 byte	302 byte	302 byte
• FB length in RAM, max.	22 kbyte	24 kbyte	24 kbyte
Communication data			
• Multiport	Yes; Dependent on CP	Yes; Dependent on CP	Yes; Dependent on CP
• implemented function codes	01, 02, 03, 04, 05, 06, 15, 16	01, 02, 03, 04, 05, 06, 15, 16	01, 02, 03, 04, 05, 06, 15, 16
Authorization/licenses			
• Single license (EL)	Yes	Yes	Yes
Configuration			
Configuration software			
• Wizard for configuration support	Yes; Wizard	Yes; Wizard	Yes; Wizard

Customized Automation

Customized software

SIMATIC Modbus/TCP

Technical specifications (continued)

Article number	6AV6676-6MB40-0AX0	6AV6676-6MB40-0AD0
	SIMATIC Modbus/TCP Red S7-1200/S7-1500	SIMATIC Modbus/TCP Red S7-1200/S7-1500
General information		
Engineering with		
<ul style="list-style-type: none"> STEP 7 TIA Portal configurable/integrated as of version 	V15	V15
Protocols		
SIMATIC communication		
<ul style="list-style-type: none"> Communication as Modbus server 	Yes	Yes
<ul style="list-style-type: none"> Communication as Modbus client 	Yes	Yes
<ul style="list-style-type: none"> User data per job (of which consistent), max. 	250 byte	250 byte
Operating systems		
Runs under operating system		
<ul style="list-style-type: none"> Windows 7 	Yes	Yes
<ul style="list-style-type: none"> Windows 10 	Yes	Yes
Software		
Runtime software		
Target system		
<ul style="list-style-type: none"> - S7-1200 	Yes	Yes
<ul style="list-style-type: none"> - S7-1500 	Yes	Yes
Communication data		
<ul style="list-style-type: none"> Multiport 	Yes	Yes
<ul style="list-style-type: none"> implemented function codes 	01, 02, 03, 04, 05, 06, 08, 11, 15, 16	01, 02, 03, 04, 05, 06, 08, 11, 15, 16
Authorization/licenses		
<ul style="list-style-type: none"> Single license (EL) 	Yes	Yes

Ordering data

Article No.

Article No.

Modbus/TCP PN RED

Redundant Modbus communication via the integrated PN interface; for S7-400 PN (H) systems; single license

- On CD-ROM
- Online software delivery variant

6AV6676-6MB10-0AX0
6AV6676-6MB10-0AD0

Modbus/TCP CP RED

Single license, redundant Modbus communication via a communications processor (CP) in the S7-400 (H) CPU or the S7-300 CPU, valid for 1 H CPU pair or 1 single CPU

- On CD-ROM
- Online software delivery variant For S7-400 CPU FW < V6.0 and S7-300 CPU FW < V3.2, valid for 1 H CPU pair or 1 single CPU
- On CD-ROM
- Online software delivery variant

6AV6676-6MB30-4AX0
6AV6676-6MB30-4AD0

6AV6676-6MB30-3AX0
6AV6676-6MB30-3AD0

Modbus/TCP 20 SENTRON PAC

For PN CPU; for connecting 20 SENTRON PAC devices; single license, on CD-ROM

6AV6676-6MA30-0AX0

Modbus/TCP 100 SENTRON PAC

For PN CPU; for connecting 100 SENTRON PAC devices; single license, on CD-ROM

6AV6676-6MA30-1AX0

Modbus/TCP 512 SENTRON PAC

For PN CPU; for connecting 512 SENTRON PAC devices; single license, on CD-ROM

6AV6676-6MA30-2AX0

Modbus/TCP CP

Single license, Modbus communication via a communications processor (CP) in the S7-400 CPU or the S7-300 CPU, valid for 1 CPU

- On CD-ROM
- Online software delivery variant
- For S7-400 CPU FW < V6.0 and S7-300 CPU FW < V3.2, valid for 1 CPU

6AV6676-6MB00-6AX0
6AV6676-6MB00-6AD0
2XV9450-1MB00

Modbus/TCP PN CPU

Single license, Modbus communication via the integrated PN interface of the S7-400 PN CPU and S7-300 PN CPU, valid for 1 PN CPU

- On CD-ROM
- Online software delivery variant
- For S7-400 CPU FW < V6.0 and S7-300 CPU FW < V3.2, valid for 1 PN CPU

6AV6676-6MB20-3AX0
6AV6676-6MB20-3AD0
2XV9450-1MB02

Modbus/TCP Red S7-1200/S7-1500

Single license, redundant Modbus communication via the integrated PN interface of the S7-1200 CPU and S7-1500 CPU as well as a CM in an S7-1500 CPU, valid for 1 CPU

- On CD-ROM
- Online software delivery variant

6AV6676-6MB40-0AX0
6AV6676-6MB40-0AD0

Overview



SIMATIC HMI products are provided with additional features in order to facilitate optimum use in specific sectors of industry. Stainless steel front panels for the food, beverages and tobacco industry are one such example. With the exception of their front panels, the devices are identical to standard products in respect of function and technology.

We offer products for the following industries:

- Renewable energy
- Automotive – HMI for factory automation
- General mechanical engineering
- Food and beverages, pharmaceuticals
- Oil & gas, chemicals and shipbuilding/marine
- Woodworking industry

Customized products for various industries are developed and produced in association with a customized product agreement.

Examples:

- Area of application **renewable energy**:
 - SIMATIC Rack PC with flexible expansion
 - SIMATIC Box PC: 627/427 with QNX
- Area of application **automotive**:
 - HMI operator stations
 - Extension Units (operator controls)
 - Front panel for Panel PC, 15" with arrow keys on the side
 - Mobile Panel 277 10" Remote Operate
- Area of application **general mechanical engineering**:
 - Front panel 15" Touch and Key for Panel PCs, resistant to honing oil
 - Flat Panels 10.4" for Panel PCs – Flat Panel SCD1900 portrait
- Areas of application **food and beverages and pharmaceuticals**:
 - Panels and Panel PCs with stainless steel fronts
 - HMI Panels as rear-mounted devices
 - Flat Panels with stainless steel fronts
 - HMI stainless steel operator stations
- Areas of application **oil & gas, chemicals and shipbuilding**:
 - MP 377 15" Touch daylight readable

Customized Automation

Examples of sector products

Renewable energy

Overview

SIMATIC HMI products are provided with additional features in order to facilitate use in specific sectors.

Solar plants

Photovoltaic plants are subject to hardly any mechanical stress and therefore require little maintenance. This also requires reliable and low-maintenance devices in the automation system. With the wide operating temperature range at a high computing power, with their various mounting styles, as well as options for diagnostics and data backup, SIMATIC Panels and IPCs meet these requirements.

Wind farms

Wind farms can be used in all climatic zones and also in poorly accessible areas, e.g. offshore. The requirements regarding the control systems are accordingly diverse, and complete freedom from maintenance of the devices is required. The industrial PCs of the 427 series can meet these requirements. Versions of the Microbox treated by special paint processes can also be used in salt-laden air.

Overview



Solar plants

Compared to other power plants, photovoltaic plants are subject to hardly any mechanical stress and therefore require little maintenance. The same also applies for solar and solar-thermal systems. This also reduces the maintenance overhead on the devices. The SIMATIC Industrial PCs and Panels meet these requirements through the targeted selection of high-quality components and special production processes.

Benefits



SIMATIC Box PC family with mounting bracket for front mounting in portrait format

- Long service life
- Extra long spare parts availability
- Adapted computing power
- High system availability
- Individually adaptable

Customized Automation

Examples of sector products

Renewable energy

Wind farms

Overview



Wind farms

Wind farms can be used to produce electrical power in all climatic zones, at sea, and in all types of terrain. The requirements regarding the control systems for wind turbines and wind parks are as diverse as the installation locations.

These locations are increasingly difficult to reach. This means the equipment must be completely maintenance-free. The Industrial PCs of the 427 series can meet these requirements. By selecting high-quality components and special production procedures, all the SIMATIC IPCs and Panels can be used for several years without requiring servicing.

Benefits



SIMATIC IPC427C with expansion frame

- Suitable for special temperature requirements
- Maintenance-free for offshore use
- Can handle high mechanical load
- High system availability
- Individually adaptable

Overview

Controllers for electric monorail systems (EMS) with different communication types

For its portfolio of electric monorail systems (EMS), Siemens provides products for rail communication systems and for displays that can be read from a considerable distance. The products can also be used for other applications besides EMS applications.

The controllers intended for this purpose are the new SIMATIC S7-1200 and S7-1500, which are both programmed using standard Siemens software.

On the drive end, frequency converters (SINAMICS) and drives (SIMOGEAR) from Siemens, which are also programmed using standard Siemens software, will be used.

The controllers are generally differentiated based on the communication between carriage and plant.

EMS400S communicates by means of power signal booster communication (full duplex pulse code communication via the rail with 4x16 bps).

EMS600 uses the power line booster system for communication with Ethernet-based communication connections and thereby supports the use of the proven SIMATIC PROFINET automation components on mobile plant units.

Customized Automation

Examples of sector products

Automotive industry

EMS400S

Overview



EMS400S family for S7-1200

PSB-C and PSB-S power signal boosters with S7-1200

- Device family for the low-cost transmission of pulse-encoded commands via contact wire for transport EOCs.
- Bidirectional communication between vehicle and system control with a transmission rate of 16 bits/250 ms.
- Control via S7-1200; programmable via TIA Portal.

Overview



EMS400S rail signal booster

The PSB-C (*power signal booster carrier*) module is employed in the cart and establishes the communication between the cart and the segment control.

The module is connected on the right of the S7-1200 as an I/O module.

The PSB-C module can operate one rail channel.

Other interfaces:

- Analog velocity setpoint
- RS232 interface for the IR-DU display module

Technical specifications

Technical specifications	SIMATIC EMS400S PSB-C module
Power supply	
Nominal voltage	24 V DC
Power consumption, typical	Approx. 0.1 A
Analog output	
Number of outputs	1
Output	Voltage, 0-10 V DC
Resolution	10 bits
RAIL interface	
Number	1
Type	Differential, 48 V AC
Data rate	16 bits / 250 ms
Display unit interface	
Number	1
Type	RS232-based
Environmental conditions	
Degree of protection	
Front/rear	IP20
Ambient temperature	
In operation, vertical installation	0 °C to +45 °C
In operation, horizontal installation	0 °C to +55 °C
Relative humidity	10 % to 95%, without condensation
Storage temperature	-40 °C to +70 °C
Certificates	
	CE, cULus
Dimensions	
Dimensions (W x H x D) in mm	70 x 100 x 75
Weight	
	Approx. 210 g

Ordering data

Article No.

SIMATIC EMS400S PSB-C module	6ES7228-1RC51-0AA0
PSB-C power signal booster, 1 x AQ, 0 ... 10 V DC, RS 232, rail signal 48 V DC	

Customized Automation

Examples of sector products – Automotive industry
EMS400S

Power signal booster > SIMATIC EMS400S PSB-S module

Overview



EMS400S rail signal booster

The PSB-S (*power signal booster segment*) module is used for segment control and establishes the communication between the cart and the segment control.

The module is connected on the right of the S7-1200 as an I/O module.

The PSB-S module can operate 3 rail channels. Up to 8 PSB-S modules can be connected on the right-hand side of the S7-1200 CPU.

Other interfaces:

- SYNC input
- Digital inputs

Technical specifications

Technical specifications	SIMATIC EMS400S PSB-S module
Power supply 1	
Nominal voltage	24 V DC
Power consumption, typical	Approx. 0.1 A
Power supply 2	
Nominal voltage	48 V DC
Power consumption, typical	Approx. 1.9 A
SYNC input	
Number of inputs	1
Type	Current-sinking, IEC Type 1
Nominal voltage	24 V
Digital inputs	
Number of inputs	6, in a group
Type	Current-sinking, IEC Type 1
Nominal voltage	24 V
RAIL interface	
Number	3
Type	Differential, 48 V AC, non-isolated from P48 V
Data rate	16 bits / 250 ms
Environmental conditions	
Degree of protection	
Front/rear	IP20
Ambient temperature	
In operation, vertical installation	0 °C to +45 °C
In operation, horizontal installation	0 °C to +55 °C
Relative humidity	10 % to 95%, without condensation
Storage temperature	-40 °C to +70 °C
Certificates	CE, cULus
Dimensions	
Dimensions (W x H x D) in mm	70 x 100 x 75
Weight	Approx. 230 g

Ordering data

Article No.

SIMATIC EMS400S PSB-S module	6ES7228-1RC52-0AA0
Power signal booster PSB-S, 6 x DI, 24 V DC, 1 x DI, 24 V DC Sync, 3 x rail signal 48 V DC	

Overview



EMS400S diagnostics unit

The EMS400S module (diagnostics unit) is a test tool for:

- System and control cabinet configuration
- Commissioning of a system, segment control, carriage
- Maintenance, troubleshooting (also while in operation)
- Operating modes:
 - Signal and frame analysis, configuration

It contains load resistors for simulating multiple PSB-C modules, and can simulate one PSB-C module and establish communication for segment control.

Technical specifications

Technical specifications	SIMATIC EMS400S DU
Power supply	
Nominal voltage	
Graphic	Graphic display 240 x 320 pixels color
Keyboard	16 x membrane keys
Contacting	
Contacting	<ul style="list-style-type: none"> • Galvanic on rail, 4 mm socket • Signal input galvanically isolated
Data interface	USB for PC communication and USB flash drive
Certificates	CE

Ordering data

Article No.

SIMATIC EMS400S DU

6ES7292-0EA50-0AA0

Test tool

Customized Automation

Examples of sector products – Automotive industry
EMS400S

Infrared display unit > SIMATIC EMS400S IR-RC

Overview



EMS400S IR-RC infrared remote control

The EMS400S IR-RC (*infrared remote control*) module establishes the connection between the operator and the EMS400S-IR-DU.

Via the EMS400S-IR-DU, the encoded signals of the remote control go to the S7-1200 CPU.

Technical specifications

Technical specifications	SIMATIC EMS400S IR-RC
Power supply	
Nominal voltage	3 V DC (2 x AA batteries)
Power consumption, typical	< 15 mA
Infrared reception	
Opening angle	< 16°
Range	Min 10 m
Keys	
Number	16
Environmental conditions	
Degree of protection	
Front/rear	IP65
Ambient temperature	
During operation	0 °C to +60 °C
Relative humidity	10 % to 95%, without condensation
Storage temperature	-20 °C to +60 °C
Certificates	
	CE
Dimensions	
Dimensions (W x H x D) in mm	152 x 83 x 35
Weight	
	< 200 g

Ordering data

Article No.

SIMATIC EMS400S IR-RC
IR-RC infrared remote control for
SIMATIC S7-1200

6ES7292-0CA50-0AA0

Overview



EMS400S IR-DU infrared display unit

The EMS400S IR-DU (*infrared display unit*) module represents the HMI unit in the cart.

It contains three 7-segment displays, indicator lights and an infrared receiver.

It is controlled by the S7-1200 in the cart.

Technical specifications

Technical specifications	SIMATIC EMS400S IR-DU
Power supply	
Nominal voltage	24 V DC
Power consumption, typical	Approx. 0.1 A
Infrared reception	
Opening angle	< 120°
Range	Min 10 m
Interface for external infrared sensor	
Number	1
Data exchange interface	
Number	1
Type	RS232-based
Environmental conditions	
Degree of protection	
At the front	IP65
At the rear	IP20
Ambient temperature	
During operation	0 °C to +60 °C
Relative humidity	10 % to 95%, without condensation
Storage temperature	-20 °C to +60 °C
Certificates	
	CE, cUL
Dimensions	
Dimensions (W x H x D) in mm	140 x 116 x 37.5
Weight	
	< 350 g

Ordering data

Article No.

SIMATIC EMS400S IR-DU	6ES7292-0AA50-0AA0
Infrared display unit	

Customized Automation

Examples of sector products – Automotive industry
EMS400S

Control cabinets > SIMATIC EMS451S

Overview



EMS451S controller, front view

The EMS451S controller is part of the EMS400S family and consists of an enclosure with the following integrated components:

- S7-1212 DC/DC/DC
- SITOP power supply SITOP PSU 300E 6EP1433-0AA00, 400 V AC / 50 Hz – 3-phase / 24 V DC / 5 A
- SINAMICS V20 frequency converter
- SIMATIC PSB-C module for sending and receiving pulse-encoded signals on the rail
- Display unit with three 7-segment displays for depicting control states

Technical specifications

Technical specifications	EMS451S
Display	See IR-DU
Power supply	
Nominal voltage	3-phase alternating current 400 V AC, 50 / 60 Hz
Power consumption, typical	Approx. 0.4 A (400 V AC)
Environmental conditions	
Degree of protection	
Without fan: Front/rear/bottom side	IP65 / IP65
With fan: Front/rear/bottom side	IP65 / IP54
Ambient temperature	
Without fan: During operation	+0 °C ... +45 °C
With fan: During operation	+0 °C ... +50 °C
Relative humidity	10% ... 90%, without condensation
Transport / storage temperature	-20 °C ... +60 °C
Data interfaces	
Programming interface	PROFINET
Signal on RAIL A and RAIL B	48 V modulated
Certificates	CE, others on request
Dimensions	
Exterior overall dimensions (W x H x D) in mm	
• Without fan:	
- Without a plug	400 x 230 x 153
- Incl. plug	468 x 230 x 153
• Incl. fan	
- Without a plug	400 x 250 x 153
- Incl. plug	468 x 250 x 153
Weight	
• Without fan:	9.2 kg
• Incl. fan	10 kg

Ordering data

Article No.

EMS451S control system

- With S7-1200 and PSB-C, with integrated SINAMICS V20 frequency converter, 0 ... 45 °C
- With S7-1200 and PSB-C, with integrated SINAMICS V20 frequency converter and external PN interface, 0 ... 50 °C


6ES7212-0AA51-0AA0

6ES7212-0AA51-0AB0

EMS475S control system

With S7-1200F, PSB-C and phase monitors

6ES7212-0AA71-0AB5

Overview***SIMATIC Power Line Booster***

The Power Line Booster system is a communication system for general data transmission on conductive media.

It enables Ethernet-based communication links between stationary system controls and mobile plant units:
The transmission media can be sliding contact systems (graphite/copper on copper) such as in electric monorail conveyors or flexible cables such as the ones used in crane systems as well as slip ring transmitters.


The Power Line Booster is designed for operation in industrial environments and supports the use of the proven SIMATIC PROFINET automation components on mobile plant units.

Customized Automation


Examples of sector products – Automotive industry
EMS600

Power Line Booster > Communication modules

Overview




SIMATIC PLB BM LV M/S



SIMATIC PLB EM

- SIMATIC PLB BM LV M/S basic module; for accommodating
 - the Power Line Booster modem module,
 - the empty module and
 - the BusAdapter module RJ-45 ET 200SP BA 2xRJ45 or BusAdapter FastConnect ET 200SP BA 2xFC
- SIMATIC PLB EM empty module; to cover the module bay and the DIP switches of the PLB BM



SIMATIC PLB MM

- SIMATIC PLB MM modem module; modulates or demodulates the Ethernet data frames into a form that is suitable for the "Powerline" transmission medium (e.g. sliding contact lines).

Ordering data

Article No.

Article No.

SIMATIC PLB BM LV M/S basic module

6ES7972-5AA10-0AB0

SIMATIC PLB MM modem module

6ES7972-5AA51-0AB0

To accommodate the Power Line Booster modem module, the empty module and the BusAdapter module RJ-45 ET 200SP BA 2xRJ45 or BusAdapter FastConnect ET 200SP BA 2xFC

Modulates or demodulates the Ethernet data frames into a form that is suitable for the "Powerline" transmission medium (e.g. sliding contact lines).

SIMATIC PLB EM empty module

6ES7972-5AA80-0XA0

to cover the module bay and the DIP switches of the PLB BM

Overview

- SIMATIC PLB TC termination module;
to terminate both ends of the communication cable of a segment
- SIMATIC PLB connection cable;
the connection cables in a powerline system have a strong impact on the signal attenuation and cause poles in the frequency range used. This is why the selection of cables also has an effect on the maximum configuration limit. The PLB connection cable, with a length of 8 m, is optimized for PLB use. The following are available:
 - Connection cable without plug, length 8 m
 - Connection cable with plug at one end, length 8 m
 - Connection cable with 2 plugs

Ordering data**Article No.****SIMATIC PLB TC termination module****6ES7972-5AB00-0XA0**

to terminate both ends of the communication cable of a segment

SIMATIC PLB connecting cable

Length 8 m

- Without a plug
- With a plug on one side
- With two plugs

6ES7903-1AH40-0AB0**6ES7903-1AH41-0AB0****6ES7903-1AH42-0AB0**

Customized Automation

Examples of sector products – Automotive industry
EMS600

Infrared display unit > SIMATIC HMI IRD400

Overview

SIMATIC HMI IRD400

The SIMATIC HMI IRD400 (infrared display unit) module is an HMI unit for making status information clearly visible on a 7-segment display from a considerable distance.

It contains 3 x 7-segment displays, signal lamps and an infrared receiver and transmitter. It is controlled via PROFINET.

Benefits

The SIMATIC HMI IRD400 links a 7-segment display and/or an infrared interface in a PROFINET network in the TIA Portal.

The bright 7-segment display – as a new SIMATIC HMI device for specific applications – can display numerical values in a highly legibly manner. The main advantage is therefore readability from very long distances. The integrated IR interface now makes it possible to link bidirectional infrared communication with a range of up to 10 m in SIMATIC applications and into the TIA Portal.

The infrared interface contains both an infrared receiver for remote control and an infrared sender for communication between display units. A compatible remote control (6ES7292-0CA50-0AA0) can also be supplied. 8 digital inputs/outputs and two LEDs are also available on the module.

The configuration is made in the TIA Portal V14 or higher. An GSD file is available to the user for this purpose.

The SIMATIC IRD400 has an internal PROFINET switch and integrates itself seamlessly into a PROFINET network.

Technical specifications

Technical specifications	SIMATIC HMI IRD400
Power supply	
Nominal voltage	24 V DC
Power consumption, typical	Approx. 0.1 A
Infrared reception	
Opening angle	< 120°
Range	Min 10 m
Interface for external infrared sensor	
Number	1
Data exchange interface	
Number	1
Type	PROFINET-based
Environmental conditions	
Degree of protection	
At the front	IP65
At the rear	IP20
Ambient temperature	
During operation	0 °C to +60 °C
Relative humidity	10 % to 95%, without condensation
Storage temperature	-20 °C to +60 °C
Certificates	CE, cUL
Dimensions	
Dimensions (W x H x D) in mm	140 x 116 x 37.5
Weight	< 350 g

Ordering data

Article No.

SIMATIC HMI IRD400 Infrared display unit; PROFINET interface; 3 x 7-segment displays	6ES7292-0AA50-1AA0
--	---------------------------

Overview



EMS400S IR-RC infrared remote control

The EMS400S IR-RC (*infrared remote control*) module establishes the connection between the operator and the EMS400S-IR-DU.

Via the EMS400S-IR-DU, the encoded signals of the remote control go to the S7-1200 CPU.

Technical specifications

Technical specifications	SIMATIC EMS400S IR-RC
Power supply	
Nominal voltage	3 V DC (2 x AA batteries)
Power consumption, typical	< 15 mA
Infrared reception	
Opening angle	< 16°
Range	Min 10 m
Keys	
Number	16
Environmental conditions	
Degree of protection	
Front/rear	IP65
Ambient temperature	
During operation	0 °C to +60 °C
Relative humidity	10 % to 95%, without condensation
Storage temperature	-20 °C to +60 °C
Certificates	
	CE
Dimensions	
Dimensions (W x H x D) in mm	152 x 83 x 35
Weight	
	< 200 g

Ordering data

Article No.

SIMATIC EMS400S IR-RC
IR-RC infrared remote control for
SIMATIC S7-1200

6ES7292-0CA50-0AA0

Customized Automation

Examples of sector products – Automotive industry
EMS600

Control cabinets

Overview

EMS control cabinets have a preassembled and type-tested configuration with integrated Power Line Booster. They enable the simple installation of single slider and double slider applications. The following are available:

- SIMATIC EMS630 PSS;
single control cabinet with integrated Power Line Booster (PLB) for single slider systems. Can be used in conjunction with EMS630 PDS for double slider systems.
- SIMATIC EMS630 PDS;
single control cabinet with integrated Power Line Booster (PLB) and SCALANCE RNA switch. Can be used in conjunction with EMS630 PSS for double slider systems.
- SIMATIC EMS630 SC;
can be used as stationary segment control cabinet. Comprises a line filter, fuses, motor circuit breaker and the 42 V AC segment power supply in addition to the PLB master.

Ordering data

Article No.

SIMATIC EMS630 PSS control cabinet

Single control cabinet with integrated Power Line Booster (PLB) for single slider systems. Can be used in conjunction with EMS630 PDS for double slider systems.

6ES7212-0AA63-0AB1

SIMATIC EMS630 PDS control cabinet

Single control cabinet with integrated Power Line Booster (PLB) and SCALANCE RNA switch for single slider systems. Can be used in conjunction with EMS630 PSS for double slider systems.

6ES7212-0AA63-0AB2


SIMATIC EMS630 SC control cabinet

Can be used as stationary segment control cabinet. Comprises a line filter, fuses, motor circuit breaker and the 42 V AC segment power supply in addition to the PLB master.

6ES7212-0AA63-0AB0

Front Panel 15" Touch and Key for Panel PCs, resistant to honing oil

Overview



The Front Panel Touch and Key is designed as a front unit for Panel PCs. The combination of touch and key operation as well as the resistance to honing oil are characteristics of this product.

Complete lamination of the decorative membrane over the touch area of the display increases the resistance against contamination and welding beads, and the absence of edges and joints facilitates cleaning. Openings and cutouts in the front have been completely omitted in favor of a homogenous surface which can also be used in the environment of honing oil and similar cooling agents and lubricants.

Clear operation is achieved using the touch pen which is delivered as standard and can be stored in a front holder. Dirty or oily hands are therefore not an argument against using a touch screen. The pen has an ergonomic shape, is optimized for operations when wearing gloves, and is linked to the front using an elastic helix cable. Its "parking position" in the special stainless steel holder on the front means that it is always readily accessible.

Benefits

- Combined touch and key operation for increased efficiency
- Touch pen operation avoids contamination of the display area
- Ergonomically shaped, captive touch pen
- Simple cleaning
- Resistant to coolants and lubricants

Technical specifications

Type	Front Panel 15" Touch + Key, resistant to honing oil
Display	15.1" TFT Touch
Resolution (pixels)	1024 x 768 pixels
General features	As Front Panel 15.1" Touch for Panel PC 677
Special features	
Interfaces	Without front-sided USB interface
Connectable to Panel PC	PC 477, PC 677 compact and distributed design
Number of keys	58 system keys and alphanumeric keys 20 function keys with LED
Resistance	Tested with: Castrol Honilo 981 honing oil

More information

Quotation preparation

Product specification according to customer requirements.

Quotation preparation by SIMATIC HMI specialists, specification of:

- Non-recurring costs
- Prototype costs
- Standard unit prices
- General conditions (product agreement)

There is a minimum annual quantity/purchase quantity (minimum quantity per type: 20), which is agreed with the customer for the project.

Customized products can only be ordered in conjunction with a product agreement.

A customer-specific Article No. is specified as part of the product agreement.

<http://www.siemens.com/automation/partner>

Customized Automation

Examples of sector products

Food and beverages industry/pharmaceuticals

Food and beverages industry/pharmaceuticals

Overview



However, optimization and variation in the device hardware are also perfectly possible:

- Degree of protection
- Ruggedness
- Temperature resistance
- Design and installation versions
- Suitable for clean rooms
- Certification in accordance with ATEX

The aim is to find the cost-optimized solution for the specific application case.

The overview below shows different features depending on the applications areas, from packaging to the wet area in processing.

Hygiene areas in food and beverage production, pharmaceuticals or fine chemicals all share one requirement: The devices and equipment must be easy to clean. The relevant directives, standards and legislative requirements must be observed, e.g. EHEDG, FDA, EN 1672-2 (Hygienic Design), GMP, LMHV, LMBG.

Applications				
Features	Hygienic packaging	Pharmaceuticals, fine chemicals	Food and beverages, bottle cleaning, bottle filling, laboratories	Abattoirs, meat processing
Stainless steel front	partially	x	x	x
Stainless steel control cabinet	x	x	x	x
Stainless steel fully enclosed	x	x	x	x
Simple to clean	x	x	x	x
No grooves and gaps, no projections	partially	partially	membrane-covered protective edge not always accepted	-
Increased tightness	-	-	x	x
Mechanical ruggedness, no membrane front	-	-	partially	x
Suitable for high-pressure cleaning (IP69K)	-	-	-	partially
ATEX Ex Zone 2/22	x	x	partially	-

The product examples described on the following pages cover a wide range of the most important requirements.

Benefits

- Simpler cleaning thanks to resistant and rugged stainless steel front with smooth surface, and minimal grooves and gaps
- High degree of protection IP66K (TP 177B and MP 277 additionally IP66K) on the front for increased sealing properties and ruggedness
- Food-standard sealing material and shatter protection for the display to prevent contamination of the foodstuffs
- Optimized frame design almost flush with the control cabinet so that liquids can run off
- Device front developed on the basis of EN 1672-2
- Decorative membrane tested against chemicals in accordance with DIN 42115, Part 2¹⁾
- Food-standard flat seal in accordance with FDA 21 CFR 177.2600
- Rear tensioning frame (included in scope of supply) for even application pressure of the seal
- External dimensions and mounting cutout as for corresponding standard product

High degree of protection for humid environments

With low installation depth and rugged fronts, the SIMATIC HMI Standard Panels are eminently suitable for industrial and machine-level use.

Panels with stainless steel fronts are also even better equipped to meet the high requirements presented by the food and beverage production environment. IP66K degree of protection protects against water even with a jet strength of 100 l/min at 10 bar from a distance of 2.5 m to 3 m. The optimized frame profile and almost flush-mounting of the device on the control cabinet allow liquids to run off.

Installation of the operator panels in a stainless steel control cabinet as a ready-to-use operator station is optionally available as a customized version.

Certificates, listings and appraisals

SIMATIC HMI products with stainless steel fronts, and the stainless steel operator station, were subjected to some or all of the tests below and are listed or appraised in accordance with:

- High degree of protection IP66K, NEMA Type 4, 4x, 12
- CE-compliant, cULus-listed
- LGA mark "Hygiene tested" (Approval document No. 5664018)
- Expert appraisal of the Munich University of Technology, Research Center Weihenstephan, in accordance with EHEDG recommendation (Report No. 126/01 March, 2007)
- Clean room qualification by IPA Fraunhofer Institute (test report: Examination of the clean room suitability and ESD characteristics of Panel PCs from Siemens AG, Report No. SI 0810-450 of October 2008)

¹⁾ Special resistance requirements must be examined separately.

Qualification for clean rooms

High-quality products such as semiconductors, medicines, food & beverages, and nanotechnology products are subject to special demands with regard to contamination with particles or bacteria.

Increased requirements for protection of the products and processes can only be met by production in clean rooms with suitable equipment under controlled conditions.

Clean rooms are classified according to particle quantities and sizes per m³ of room air and time unit. Clean room classes in accordance with ISO 14644-1 (ISO 1 to 9) have been introduced in pharmaceuticals, for example, in accordance with EG-GMP, Annex 1 (Classes A to F), and in semiconductor production.

Example:

A person in normal clothing emits approximately 80 000 particles ≥ 0.5 mm per second (in clean room clothing, this can be reduced to approximately 700 particles/s ≥ 0.5 mm).

Requirements regarding equipment in clean rooms include the following:

- Surfaces that are easy to clean and disinfect
- As few adhesives as possible, e.g. electrostatic
- No emitting surfaces
- Shape favorable to air circulation, no air eddies
- Dense, as few hollow or dead spaces as possible
- Smooth, as few grooves and gaps as possible

The SIMATIC HMI products with stainless steel fronts and the stainless steel operator station have been designed for these requirements.

The stainless steel operator stations with Panel PC 677B 15" Touch INOX and MP 377 15" Touch INOX have been tested by the Fraunhofer Institute and qualified for "obvious suitability for clean rooms of ISO Class 1 in accordance with EN ISO 14644-1".

Customized Automation

Examples of sector products

Food and beverages industry/pharmaceuticals

Panels and Panel PCs with stainless steel front

Overview



TP 177B color PN/DP, MP 277 10" Touch, MP 377 15" Touch and Panel PC 677B 15"

Panels and panel PCs with touch screens and stainless steel fronts have been designed for use in the food, beverages and tobacco industry for operator control and monitoring close to food processing machines. They have been developed in compliance with EN 1672-2 "Food processing machinery – Safety and Hygiene Requirements".

- Simple cleaning and disinfecting:
 - Stainless steel surface with 240 grade hairline finish
 - Membrane tested for resistance to chemicals
 - Minimal number of grooves and joints
 - Optimized frame profile so that liquids can run off
- Display shatter protection
- Degree of protection IP66K

Technical specifications

	Multi Panels	
	MP 277 10" Touch INOX	MP 377 15" Touch INOX
General features		
Power supply	24 V DC	24 V DC
Display	10.4" color TFT Touch	15.1" TFT Touch
Resolution (pixels)	640 x 480	1024 x 768
MTBF of backlighting (at 25 °C)	about 50 000 hours LED backlighting	about 50 000 hours CCFL backlighting
Front		
Material	Stainless steel 1.4301, polyester-based membrane	
Surface	Hairline finish, 240 grit abrasive grain	
Device seal	EPDM flat seal	
Special features		
Ambient conditions		
Degree of protection	on the front: IP66K, NEMA 4, 4x and 12; on the rear: IP20	
Ambient temperature during operation	0 ... 50 °C	
Relative humidity	max. 85% (no condensation)	
Transport/storage temperature	-20 °C to +60 °C	
Approvals	FM Class 1 Div 2, cULus, CE, RCM (previously C-Tick), ATEX Zone 2/22	
Sector	Food & beverages, pharmaceuticals	Food & beverages, pharmaceuticals
HMI software (to be obtained separately)		
HMI engineering software	WinCC flexible 2005 Standard and higher	WinCC flexible 2007 Standard and higher
Dimensions		
External dimensions (W x H x D in mm)	325 x 263	400 x 310
Installation cutout (W x H x D in mm)	310 x 248	368 x 290
Special features	Clamping frame	Clamping frame
Weight	Approx. 4.2 kg	Approx. 6.2 kg

Technical specifications (continued)

	Panel PC	Panels
	Panel PC 677B 15" Touch INOX	TP 177B PN/DP INOX
General features		
Power supply	100/230 V AC (autorange), 50/60 Hz or 24 V DC	24 V DC
Display	15.1" TFT Touch	5.7" color STN Touch (256 colors)
Resolution (pixels)	1024 x 768	320 x 240
MTBF of backlighting (at 25 °C)	about 50,000 hours CCFL backlighting	
Special features	Without front USB interface	1 x emergency-off, 3 x short-stroke membrane keys with LED on front, wired to terminal
Front		
Material	Stainless steel 1.4301, polyester-based membrane	
Surface	Hairline finish, 240 grit abrasive grain	
Device seal	EPDM flat seal	
Special features	on the front: IP66K, NEMA 4, 4x and 12; on the rear: IP20	Decorative membrane drawn across the display
Ambient conditions		
Degree of protection	on the front: IP66K, NEMA 4, 4x and 12; on the rear: IP20	on the front: IP66K, NEMA 4, 4x and 12; on the rear: IP20
Ambient temperature during operation	0 ... 50 °C	0 ... 50 °C
Relative humidity	max. 85% (no condensation)	
Transport/storage temperature	-20 °C to +60 °C	
Approvals	CE, cULus	FM Class 1 Div 2, cULus, CE, RCM (previously C-Tick), ATEX Zone 2/22
Sector	Food & beverages, pharmaceuticals	Food & beverages, pharmaceuticals
HMI software (to be obtained separately)		
HMI engineering software	WinCC flexible Advanced and higher	WinCC flexible 2005 Compact and higher
HMI Runtime software	WinCC flexible RT	
Dimensions		
External dimensions (W x H x D in mm)	483 x 310	212 x 156
Installation cutout (W x H x D in mm)	450 x 296	198 x 142
Special features	Clamping frame	Clamping frame
Can be connected to SIMATIC PC	On Panel PCs as well as other SIMATIC Rack and Box PCs	
Weight	Approx. 15 kg	Approx. 1.5 kg

Customized Automation

Examples of sector products

Food and beverages industry/pharmaceuticals

Panels and Panel PCs with stainless steel front

Ordering data	Article No.
TP 177B color PN/DP INOX with stainless steel front, otherwise corresponding to 6AV6642-0BA01-1AX0	6AV6642-8BA10-0AA0
MP 277 10" Touch INOX with stainless steel front and LED backlight, otherwise corresponding to 6AV6643-0CD01-1AX1	6AV6643-0ED01-2AX0
MP 377 15" Touch with stainless steel front and LED backlight, otherwise corresponding to 6AV6644-0AB01-2AX0	6AV6644-0CB01-2AX0
Panel PC 677B 15" with stainless steel front, otherwise corresponding to Panel PC 677B Configurator 6AV6643-0CD01-1AX1	6AV7872-2...

More information

Customized modification options

- Customized design
 - Use of the company name instead of the Siemens logo and modification of the type designation
 - Changing the background color
- Customer-specific hardware modifications such as the design and dimensions of the front plate, selection of the display, memory capacity, drives, options
- Customer-specific Panel PC configuration as a rugged embedded hardware and software system, without hard disk and with tailor-made software
- Customer-specific software suite with choice of Windows operating systems
- Customer-specific Panel PCs with software suite with choice of Windows operating systems
- Protection against condensation and corrosive gases (for selected panels)
- Device mounted in a stainless steel cabinet as a ready-to-install and ready-to-connect operator station which is ergonomic, functional, with high degree of protection as well as tested heat dissipation (e.g. with complete IP66K degree of protection)

Quotation preparation


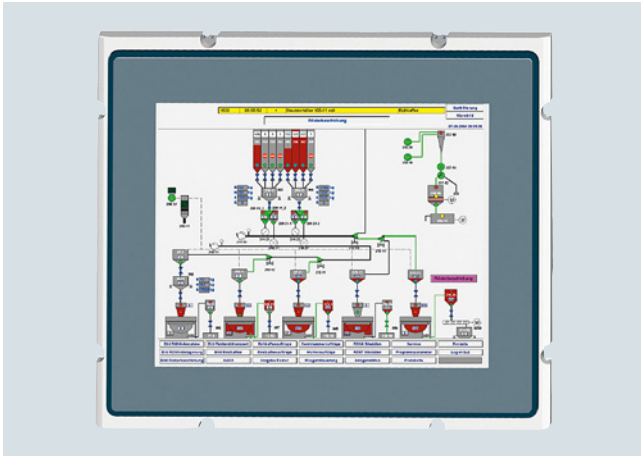
SIMATIC HMI specialists define the product modifications precisely in accordance with customer requirements.

This is followed by drafting of a quote with:

- Non-recurring costs
- Prototype costs
- Standard unit prices
- and the marginal conditions in the form of a product agreement (e.g. minimum quantity).

The defined device can then be ordered easily using this product agreement and a customer-specific Article No.

Overview



MP 377 12" Touch, rear-mounting, MP 277 8" Touch portrait, rear-mounting

The solution for installing HMI devices without "corners and edges" on the front. The devices are installed in the control cabinet enclosure from the rear and are flush with the control cabinet sheet metal at the front. They are therefore known as "rear-mounted devices".

Benefits

- Front surface flush with the control box
- Simple to clean
- No dirt-collecting edges and deposits
- Front membrane resistant to the usual cleaning agents and disinfectants
- Can be replaced with front-mounted device of the same type for service purposes (MP 377 12" Touch rear-mounting only)

Technical specifications

	MP 277 8" Touch portrait, rear-mounting	MP 377 12" Touch, rear-mounting
General features		
Power supply	24 V DC	24 V DC
Display	7.5" TFT Touch	12.1" TFT Touch
Resolution (pixels)	480 x 640 (portrait)	800 x 600
MTBF of backlighting (at 25 °C)	Approx. 50 000 h CCFL backlighting	
Special features	1 x emergency-off, 3 x short-stroke membrane keys with LED on front, wired to terminal	
Front		
Material	Aluminum under polyester-based membrane	
Surface	Hairline finish, 240 grit abrasive grain	
Device seal	On the enclosure, customized	On the front
Special features	Decorative membrane drawn across display	
Ambient conditions		
Degree of protection	IP65 at front; IP20 at rear	
Ambient temperature during operation	0 ... 50 °C	
Relative humidity	max. 85% (no condensation)	
Transport/storage temperature	-20 °C to +60 °C	
Approvals	CE	CE, cULus
Sector	Food & beverages, packaging systems, pharmaceuticals	
HMI software (to be obtained separately)		
HMI engineering software	From WinCC flexible 2007 Standard with add-on for portrait format	WinCC flexible 2007 Standard and higher
Dimensions		
External dimensions (W x H x D in mm)	229 x 318	As installation cut-out
Installation cutout (W x H x D in mm)	233 x 322 x 67	Compatible with standard device
Special features	Rear-mounted panel in portrait format	Rear-mounted panel; panel cutout as on standard device
Weight	Approx. 2.7 kg	Approx. 5.5 kg

Customized Automation

Examples of sector products

Food and beverages industry/pharmaceuticals

HMI Panels as rear-mounted devices

Ordering data

MP 377 12" Touch, rear-mounting
Configuration on request

Article No.

6AV6644-...

MP 277 8" Touch portrait, rear-mounting

With emergency-off button and
3 short-stroke keys with LEDs
on the front
Configuration on request

6AV6643-...

More information

Customized modification options

Customized rear-mounted versions can also be implemented:

- Customized operator controls possible on the front, e.g. membrane keys, emergency-off
- Adaptation to the design of the customized enclosure
- Customized design (logo and color scheme) on the front membrane
- Portrait mode of the display
- Increased resistance to shock and machine vibration

Quotation preparation

SIMATIC HMI specialists define the product modifications precisely in accordance with customer requirements.

This is followed by drafting of a quote with:

- Non-recurring costs
- Prototype costs
- Standard unit prices
- and the marginal conditions in the form of a product agreement (e.g. minimum quantity).

The defined device can then be ordered easily using this product agreement and a customer-specific Article No.

Overview



Flat Panel 15" Touch INOX, Flat Panel 15" Touch INOX (enclosed), Flat Panel 19" Touch INOX, Flat Panel 19" Touch INOX (enclosed)

The Flat Panels with touch screen and stainless steel front are designed as a display and operating unit for SIMATIC PCs in the food and beverages industry, pharmaceuticals and related industries.

They are easy to clean and can be installed in production areas subjected to splashes in a suitable control cabinet.

Technical specifications

	Flat Panel			
	15" Touch, INOX	15" Touch INOX fully enclosed	19" Touch, INOX	19" Touch INOX fully enclosed
General features				
Power supply	24 V DC	24 V DC	24 V DC	24 V DC
Display	15.1" TFT Touch	15.1" TFT Touch	19.1" TFT Touch	19.1" TFT Touch
Resolution (pixels)	1024 x 768	1024 x 768	1280 x 1024	1280 x 1024
MTBF of backlighting (at 25 °C)	approx. 50 000 hours CCFL backlighting			
Special features	Without front USB interface	OSD operation not accessible; values preset	Without front USB interface	OSD operation not accessible; values preset
Front				
Material	Stainless steel 1.4301, polyester-based membrane			
Surface	Hairline finish, 240 grit abrasive grain			
Device seal	EPDM flat seal		EPDM flat seal	EPDM flat seal
Special features	Decorative membrane drawn across the display			
Ambient conditions				
Degree of protection	On the front: IP66K, NEMA 4, 4x and 12; on rear: IP20	Complete IP65, NEMA 4	On the front: IP66K, NEMA 4, 4x and 12; on rear: IP20	Complete IP66K, NEMA 4, 4x and NEMA 12
Ambient temperature during operation	0 ... 50 °C	0 ... +40 °C at an angle of up to +/- 20° from the vertical	0 ... 50 °C	0 ... +40 °C
Relative humidity	Max. 85% (no condensation)			
Transport/storage temperature	-20 °C to +60 °C			
Approvals	CE, cULus	CE, cULus	CE, cULus	CE, cULus
Sector	Food & beverages, pharmaceuticals	Pharmaceuticals	Food & beverages, pharmaceuticals	Food & beverages, pharmaceuticals
Dimensions				
External dimensions (W x H x D in mm)	483 x 310	383 x 324 x 72	483 x 400	483 x 399 x 61
Installation cutout (W x H x D in mm)	450 x 296		450 x 380	
Special features	Clamping frame	Tilttable customized flange for mounting on control cabinet, sealed by bellows	Clamping frame	Fully enclosed, VESA 100
Weight	Approx. 7 kg	Approx. 12 kg	Approx. 10 kg	Approx. 12 kg

Customized Automation

Examples of sector products

Food and beverages industry/pharmaceuticals

Flat Panels with stainless steel front

Ordering data

Article No.

Flat Panel 15" Touch INOX	6AV7486-2TA10-1AA0
Flat Panel 15" Touch INOX fully enclosed Configuration on request	6AV7476-...

More information

Customized modification options

- Customized design
- Customized flange connection
- Cable length up to 30 m

Quotation preparation


SIMATIC HMI specialists define the product modifications precisely in accordance with customer requirements.

This is followed by drafting of a quote with:

- Non-recurring costs
- Prototype costs
- Standard unit prices
- and the marginal conditions in the form of a product agreement (e.g. minimum quantity).

The defined device can then be ordered easily using this product agreement and a customer-specific Article No.

Overview



SIMATIC HMI Panels or Panel PCs mounted in a stainless steel cabinet as a ready-to-install and ready-to-use operator station that is ergonomic and functional, and has a high degree of protection (complete IP66K degree of protection) as well as tested heat balance.

The populated and wired turnkey solutions are based on the hygienic design requirements of the food and beverages industry as well as other hygiene and wet areas, pharmaceuticals, fine chemicals and semiconductor production.

More information

Customized modification options

- Other HMI devices, display sizes and resolutions
- External stainless steel keyboard, e.g. without short-stroke keys with piezo technology
- Modification of the front/enclosure design (hygiene test optional) and cable routing
- Specific flange from enclosure manufacturers
- Breather gland
- Use in extended ambient temperature range, e.g. -20 °C to +60 °C
 - Air-water heat exchanger (internal)
 - "Temperature Extension Kit" plus active heating and cooling elements

Certification/approvals

- LGA Certificate "Hygiene-tested"
- Inspection certificate of the Munich University of Technology
- IPA Fraunhofer Institute


These modifications are defined by HMI specialists in consultation with the customer who then receives a specific offer.

A product agreement with minimum quantities is required for the implementation of customized modifications. Please contact your local/national Siemens HMI representative.

Customized Automation

Notes

Accessories




6/2	Introduction
6/4	Batteries
6/7	Fixing elements
6/15	Labeling strips
6/19	Input devices, cables
6/32	Input tools
6/35	HMI connecting components
6/42	IWLAN accessories
6/44	Power supply units, power supply cables
6/50	Back covers
6/55	Protective films
6/69	Protective covers, dust caps
6/72	Service sets
6/77	Storage media
6/92	Transport and storage
6/95	Distribution boards
6/98	Additional accessories
6/100	Process coupling
6/100	Connecting cables
6/107	RS 485 bus connector
6/108	IE FC RJ45 plug 2 x 2, Cat5e


Accessories

Introduction

Overview



HMI accessories, connection



The range of accessories includes:

- Batteries (rechargeable buffer battery, lithium batteries, main rechargeable battery, etc.)
- Fasteners (memory card lock, wall bracket, mounting frame, mounting clips, mounting bracket, etc.)
- Labeling strips (labeling strips, front film, labeling set, protective sleeve, etc.)
- Input devices, cables (keyboards, mice)
- Input aids (e.g. touch pens)
- HMI connecting components (converters, connectors, adapters)
- IWLAN accessories (access points, KeyPlug, power supplies, Moby D, small parts)
- Power supply units, power cables (supply units, non-heating apparatus cables)
- Back covers (in IP20 design)
- Protective films
- Protective covers, dust caps (covers, caps, port keys, USB/RJ45)
- Service sets (spare parts package with coordinated contents)
- Storage media (MM memory card, SD memory card, PC memory card, PC memory card adapter, CF memory card, USB memory stick, USB FlashDrive, memory module for pushbutton Panels, memory expansions)
- Transport and storage (bags and handles)
- Distribution boards (USB HUB, USB extensions, keyboard, video, mouse switch, Ethernet switch)
- Additional accessories (e.g. spare key, spare cover)
- Process coupling
 - Connecting cables
 - Bus connector DP
 - Bus connector PN

The aim is to offer accessories as new parts throughout the entire lifecycle of the core product.

This cannot be guaranteed because the consumer market changes quickly.

SIMATIC not only offers first-class Panels, thin clients and IPCs, but also an extensive range of original accessories which harmonizes optimally with the core products. We place the same quality requirements on our accessories as we do on our core products.

Since accessory parts are required over the entire service life of a product despite wear, everything is done to ensure that all accessories remain available throughout the entire life cycle of the core products. In the event of deviations in exceptional cases, a relevant product announcement will be placed in the Customer Support area. We recommend subscribing to these announcements electronically.

SIMATIC accessories are intended exclusively for industrial use, such as in offices, workshops etc. In some cases, accessories can also be used with competitor products. This use is at your own responsibility.

More information

Trade goods:

To be able to react quickly and flexibly to new requirements, we also use high quality accessories from major manufacturers and market these directly via our Mall. Introducing products as trade goods saves having to perform time-consuming, in-house tests, or applying for and generating our own certificates.

Trade goods are qualified in a short power-on test (power-on test only and no system test at Siemens), as the manufacturer tests are usually sufficient.

Certificates:

On account of technical requirements placed on trade goods, technical specifications, drivers, certificates and test certificates, etc. are provided by the manufacturer, and are partially available for downloading from the Siemens SIOS pages.

Current certificates for products marked as trade goods are always to be requested directly from the manufacturer. The technical properties of trade goods may differ from the assured characteristics of our own products (for example, in respect of electromagnetic compatibility).

Trade goods are marked as such in the relevant technical specifications.

3D data:

3D data and technical drawings for trade goods are only available for download in the SIOS delivery release, providing the manufacturer has granted their approval. Integration into the Siemens 3D download area is unfortunately not possible. For this reason, it is also not possible to provide a 3D (Step) file for every accessory. The responsibility for trade good files always lies with the manufacturer. The manufacturer is always listed at the end of the technical specifications.

Note:

SIMATIC accessories are intended exclusively for industrial use, such as in offices, workshops, etc. In some cases, accessories can also be used with competitor products. This use is at your own responsibility.

Tip:

The TIA Selection Tool automatically shows appropriate accessories for every SIMATIC product, making it even easier to find the right accessory.

Notice:

Photos and product images may differ from the actual product.

Accessories

Batteries

Overview



HMI accessories, battery, accumulator

Batteries and accumulators

The following batteries and accumulators are available:

- Rechargeable buffer battery
- Button cell
- Main rechargeable battery

Note:

Transporting lithium batteries by air is not possible at all, or only feasible under restricted conditions. When ordering replacements, please allow transport times of up to 6 months depending on the region (outside the EU).

Please read the notes under "More information".

Technical specifications

Article number	6AV6671-5AD00-0AX0	6ES7623-1AE01-5AA0	W79084-E1001-B2	6AV6671-5CL00-0AX1
	Buffer battery Mobile Panel	Lithium battery SIMATIC HMI, C7 and S7	Lithium battery SIMATIC HMI and C7	Main battery Mobile Panel IWLAN
General information				
Product type designation	Rechargeable back-up battery Mobile Panel	Lithium battery	Lithium battery	Main battery Mobile Panel IWLAN
Installation type/mounting				
Wall mounting/direct mounting	Yes; in HMI devices, battery compartment	Yes; in HMI devices, battery compartment	Yes; in HMI devices, battery compartment	Yes; in HMI devices, battery compartment
Supply voltage				
Type of supply voltage	DC	DC	DC	DC
Rated value (DC)	3.6 V	3.6 V	3.6 V	7.2 V
Accumulator				
Charge status display	No	No	No	No
Rechargeable	Yes	Yes	Yes	Yes
Capacity	1.15 A·h	1.6 A·h	1.6 A·h	5.1 A·h
Lithium-ion	Yes; 1/CP7/34/50 01 CGA	Yes; SL-361	Yes; SL-361	Yes; ICR18650-26J
Special design	Yes; flat	Yes; 2/3 AA	Yes; 2/3 AA	Yes; bent

Technical specifications (continued)

Article number	6AV6671-5AD00-0AX0 Buffer battery Mobile Panel	6ES7623-1AE01-5AA0 Lithium battery SIMATIC HMI, C7 and S7	W79084-E1001-B2 Lithium battery SIMATIC HMI and C7	6AV6671-5CL00-0AX1 Main battery Mobile Panel IWLAN
Degree and class of protection				IP20
IP (all-round)				IP20
Standards, approvals, certificates				
CE mark	Yes	Yes	Yes	Yes
cULus	Yes			Yes
Ambient conditions				
Ambient temperature during operation				
• min.	0 °C; Don't charge below	0 °C	0 °C	0 °C; Don't charge below
• max.	55 °C	55 °C	55 °C	45 °C
Relative humidity				
• Operation, max.	90 %	90 %	90 %	90 %
Mechanics/material				
Material				
• Plastic				Yes; Enclosure, black
Dimensions				
Width	35 mm			75 mm
Height	50 mm			78 mm
Thickness	10 mm			33 mm
Length		33 mm	33 mm	
Diameter		14.7 mm	14.7 mm	
Weights				
Weight without packaging	38 g	14 g	12 g	320 g
Scope of supply				
Delivery quantity in pieces	1; incl. 65 mm connecting cable	1; Incl. 45 mm + 210 mm connecting cable	1; incl. 220 mm connecting cable	1; with ejector
Other				
Merchandise	No; 1S1P CQA 103450A	Yes; SL-361 PGHK	Yes; SL2361 PGHK	No; 2S2P ICR18650-26J / 11273-02
Manufacturer name	BMZ GmbH	Tadiran Batteries GmbH	Tadiran Batteries GmbH	BMZ GmbH
Manufacturer's address	Auf dem Stützelberg, 35745 Herborn, Germany	Industriestr. 22, 63654 Büdingen, Germany	Industriestr. 22, 63654 Büdingen, Germany	Auf dem Stützelberg, 35745 Herborn, Germany
Target devices	for Mobile Panel DP cabled, Mobile Panel PN cabled, Mobile Panel 277 IWLAN, Mobile Panel 277F IWLAN	for TD17, OP17, OP25, OP27, OP35, OP37, TP27, TP37, OP/TP270, MP270, MP270B, MP370, C7-621, C7-623, C7-624, C7-626 and PG 7xx	For TD17, OP17, OP25, OP27, OP35, OP37, TP27, TP37, OP/TP270, MP270, MP270B, MP370	for Mobile Panel 277 IWLAN, Mobile Panel 277F IWLAN, Mobile Panel 277 IWLAN V2, Mobile Panel 277F IWLAN V2, Mobile Panel 277F IWLAN (RFID tag)
Note:	Dispose of battery (lithium) properly; hazardous product!	Dispose of battery (lithium) properly; hazardous product!	Dispose of battery (lithium) properly; hazardous product!	Dispose of battery (lithium) properly; hazardous product!

Accessories

Batteries

Ordering data

Rechargeable buffer battery for Mobile Panel for wired Mobile Panels	6AV6671-5AD00-0AX0
Main rechargeable battery for Mobile Panel IWLAN	6AV6671-5CL00-0AX1
Lithium battery for SIMATIC HMI, C7, S7 and PG including connecting cable (approx. 250 mm) and adapter cable	6ES7623-1AE01-5AA0
Lithium battery for SIMATIC HMI and S7 Spare part Incl. connecting cable 210 mm.	W79084-E1001-B2
Lithium battery (button cell) for SIMATIC IPC227D/IPC277D Currently only as spare part in the EDN	A5E30314053
Lithium battery (button cell) for SIMATIC IPC227E/IPC277E Currently only as spare part in the EDN	A5E34345932
Lithium battery (button cell) for SIMATIC IPC427E, IPC477E Currently only as spare part in the EDN	A5E34734290

More information

Accumulators are shipped with less than 30% of their maximum charging capacity to minimize risks during transport. Diverse certificates are required for transport and import in some regions. They can be downloaded from Industry Online Support/Product Support.

Enter the "Article No." as the search term and select "Certificate" as the Entry type.

<https://support.industry.siemens.com/cs/products>

Before first use, accumulators should always be recharged; this also ensures the longest possible service life of the accumulators.

Disposal of waste batteries and old electrical and electronic devices:

The device must not be disposed of with household waste (Battery Law, WEEE Directive).

The waste bin symbol on the product, the batteries or the packaging means that the product and any batteries contained within it must not be disposed of with household waste.

You are obliged to dispose of the product at an appropriate disposal point.

You can find out more about disposing of batteries and old electrical and electronic devices from the authorities in your city or community, the responsible waste disposal company, or the manufacturer.

Notes:

Photos and product images may differ from the actual product.

Detailed technical specifications, content information, quantities and compatible core products are listed online in the technical specifications of the respective accessory.

Industry Mall:

<https://mall.industry.siemens.com>


If you use the TIA Selection Tool (selection guide) to find your core product, the appropriate accessories are also displayed automatically. This facilitates selection of suitable accessories.

<http://www.siemens.com/tia-selection-tool>

Data sheets and manufacturer declarations are available for downloading in the Online Support area.

<http://support.automation.siemens.com>

Overview



Depending on the device, various fixing elements are available for attaching the Panel.

- Memory card lock
- Wall brackets and fixing elements
- Mounting frame ¹⁾
- Mounting clip
- Mounting bracket
- Installation enclosure

¹⁾ The mounting frame for the USB HUB4 is contained in the service set (see "Service sets").

Mounting frames enable compliance with device-specific degrees of protection IP65, NEMA4x and NEMA12 if the thickness of the mounting plate is less than the minimum plate thickness specified in the operating instructions of the device. The mounting frames have been specially developed for thin plates.

Fixing elements

All parts required to install a SIMATIC device are listed here.

Technical specifications

Article number	6AV2181-4DM10-0AX0	6AV2181-4XM00-0AX0
	Memory card lock 4"	Memory card lock 7" to 22"
General information		
Product type designation	Memory card lock 4"	Memory card lock 7" ... 22"
Installation type/mounting		
Wall mounting/direct mounting	Yes; Snap-on	Yes; Snap-on
Degree and class of protection		
IP (at the front)	IP20	IP20
Standards, approvals, certificates		
CE mark	Yes	Yes
Ambient conditions		
Ambient temperature during operation		
• min.	-40 °C	-40 °C
• max.	80 °C	80 °C
Relative humidity		
• Operation, max.	90 %	90 %
Mechanics/material		
Material		
• Plastic	Yes	Yes
Dimensions		
Width	25 mm	45 mm
Height	30 mm	59 mm
Thickness	10 mm	12 mm
Weights		
Weight without packaging	4 g; Per unit	6 g; Per unit
Scope of supply		
Delivery quantity in pieces	5	5
Other		
Merchandise	No	No
Manufacturer name	SIEMENS AG	SIEMENS AG
Manufacturer's address	Gleiwitzerstraße 555, 90475 Nuremberg, Germany	Gleiwitzerstraße 555, 90475 Nuremberg, Germany
Target devices	Comfort Panel 4"	Comfort Panels 7" to 22"

Accessories

Fixing elements

Technical specifications (continued)

Article number	6AV6574-1AF04-4AA0	6AV2181-5AG80-0AX0
	Mobile Panels wall bracket, type 10	Mobile Panels wall bracket, type 13
General information		
Product type designation	Wall-mounting bracket Mobile Panel, type 10	Wall-mounting bracket
Installation type/mounting		
Mounting in portrait format possible	Yes	Yes
Mounting in landscape format possible	No	No
Standards, approvals, certificates		
CE mark	Yes	No
Ambient conditions		
Ambient temperature during operation		
• min.	-40 °C	-40 °C
• max.	80 °C	80 °C
Relative humidity		
• Operation, max.	90 %	90 %
Mechanics/material		
Enclosure material (front)		
• Sheet steel	Yes; Powder-coated	Yes; Powder-coated
Dimensions		
Width	200 mm	230 mm
Height	230 mm	317 mm
Depth	25 mm; Constructive	125 mm
Weights		
Weight without packaging	550 g; Without cable holder	1.01 kg
Scope of supply		
Delivery quantity in pieces	1; Color: Black	1
Other		
Merchandise	No	No
Manufacturer name	SIEMENS AG	SIEMENS AG
Manufacturer's address	Gleiwitzerstraße 555, 90475 Nuremberg, Germany	Gleiwitzerstraße 555, 90475 Nuremberg, Germany
Target devices	Mobile Panel 170, Mobile Panel 177, Mobile Panel 277 IWLAN, Mobile Panel 277F IWLAN V1 and V2, without mounting parts	KTP400F Mobile, KTP700 Mobile, KTP700F Mobile, KTP900 Mobile, KTP900F Mobile, TP1000F without mounting parts, including cable retainer
Note:	The trickle charge is only ensured with the 6AV6671-5CE00-0AX1 charging station.	The manuals of the target devices must always be observed. Specification of the target devices may differ after product changes.

Technical specifications (continued)

Article number	6AV6671-3CS00-0AX0 Mounting frame 8" Touch	6AV6671-3CS01-0AX0 Mounting frame 8" Key	6AV6671-8XS00-0AX0 Mounting frame 10" to 12" Touch devices
General information			
Product type designation	Mounting frame 8" touch	Mounting frame 8" key	Mounting frame 10" ... 12" touch devices
Installation type/mounting			
Mounting in portrait format possible	Yes	Yes	Yes
Mounting in landscape format possible	Yes	Yes	Yes
Standards, approvals, certificates			
CE mark	Yes	Yes	No; No CE marking obligation
Use in hazardous areas			
• ATEX Zone 2			No
• ATEX Zone 22			No
• ATEX as target device			No
• IECEx Zone 1			No
• IECEx Zone 11			No
• IECEx Zone 2			No
• IECEx Zone 22			No
• cULus Class I Zone 1			No
• cULus Class I Zone 2, Division 2			No
• cULus Class II Division 2			No
• FM Class I Division 2			No
• FM Class II Division 2			No
Marine approval			
• Germanischer Lloyd (GL)			No
• American Bureau of Shipping (ABS)			No
• Bureau Veritas (BV)			No
• Det Norske Veritas (DNV)			No
• Korean Register of Shipping (KRS)			No
• Lloyds Register of Shipping (LRS)			No
• Nippon Kaiji Kyokai (Class NK)			No
• Polski Rejestr Statkow (PRS)			No
• Chinese Classification Society (CCS)			No
• Marine approval as target device			No
Ambient conditions			
Suited for indoor use			Yes
Suited for outdoor use			No
Ambient temperature during operation			
• min.	-40 °C	-40 °C	-40 °C
• max.	80 °C	80 °C	80 °C
Relative humidity			
• Operation, max.	90 %	90 %	90 %
Mechanics/material			
Material			
• Sheet steel			Yes; Powder-coated
Enclosure material (front)			
• Sheet steel	Yes	Yes	Yes; Powder-coated
Scope of supply			
Delivery quantity in pieces	1	1	1; Adapter frame 10"
Other			
Merchandise	No	No	No
Manufacturer name	SIEMENS AG	SIEMENS AG	SIEMENS AG
Manufacturer's address	Gleiwitzerstraße 555, 90475 Nuremberg, Germany	Gleiwitzerstraße 555, 90475 Nuremberg, Germany	Gleiwitzerstraße 555, 90475 Nuremberg, Germany
Target devices	For MP277 8" touch	For MP277 8" key	For KTP1000 Basic, MP277 10" touch, MP377 12" touch, Thin Client 10"

Accessories

Fixing elements

Technical specifications (continued)

Article number	6AV6671-8XK00-0AX2 Plastic mounting clip	6AV6671-8XK00-0AX1 Spring mounting clip	6AV6671-8XK00-0AX0 Aluminum mounting clip	6AV6671-8XK00-0AX3 Steel mounting clip	6AV6671-8XK00-0AX4 Steel mounting clamp
General information					
Product type designation	Mounting clip, plastic	Mounting clip, spring	Mounting clip, aluminum	Mounting clip, steel	Mounting bracket, steel
Installation type/mounting					
Mounting in portrait format possible	Yes	Yes	Yes	Yes	Yes
Mounting in landscape format possible	Yes	Yes	Yes	Yes	Yes
Degree and class of protection					
IP (all-round)	none			none	none
Standards, approvals, certificates					
CE mark			No; No CE marking obligation		
Use in hazardous areas					
• ATEX Zone 2			Yes; Always comply with the operating instructions of the target device.		
• ATEX Zone 22			Yes; Always comply with the operating instructions of the target device.		
• IECEx Zone 2			Yes; Always comply with the operating instructions of the target device.		
• IECEx Zone 22			Yes; Always comply with the operating instructions of the target device.		
Ambient conditions					
Suited for indoor use			Yes		
Suited for outdoor use			Yes; possible under certain conditions		
Ambient temperature during operation					
• min.	-40 °C	-40 °C	-40 °C	-40 °C	-40 °C
• max.	80 °C	80 °C	80 °C	80 °C	80 °C
Relative humidity					
• Operation, max.	90 %	90 %	90 %	90 %	90 %
Mechanics/material					
Material					
• Sheet steel			Yes		
Enclosure material (front)					
• Plastic	Yes	Yes; For 1 ... 4 mm sheet thickness			
• Sheet steel				Yes	Yes
Screw type					
• 4.5 V	Yes; Original partially Phillips screw		Yes	Yes	Yes
Torques/forces					
• Tightening torque, min.	0.18 N·m; If there is not enough torque, the degree of protection on the front may not be guaranteed			0.18 N·m; If there is not enough torque, the degree of protection on the front may not be guaranteed	0.18 N·m; If there is not enough torque, the degree of protection on the front may not be guaranteed
• Tightening torque, max.	0.2 N·m			0.2 N·m	0.2 N·m
• Tightening torque, recommended	0.2 N·m; Higher torques may damage the product			0.2 N·m; Higher torques may damage the product	0.2 N·m; Higher torques may damage the product

Technical specifications (continued)

Article number	6AV6671-8XK00-0AX2 Plastic mounting clip	6AV6671-8XK00-0AX1 Spring mounting clip	6AV6671-8XK00-0AX0 Aluminum mounting clip	6AV6671-8XK00-0AX3 Steel mounting clip	6AV6671-8XK00-0AX4 Steel mounting clamp
Dimensions					
Width	30 mm	20 mm	15 mm	20 mm	142 mm
Height	17 mm; Without screw	35 mm	21 mm; Without screw	15 mm; Without screw	18 mm; Without screw
Depth			15 mm		
Thickness	8 mm	20 mm		8 mm	8 mm
Weights					
Weight without packaging	4 g; Per unit	8 g; Per unit	5 g; Per unit	4 g; Per unit	30 g; Per unit
Scope of supply					
Delivery quantity in pieces	20; Units per set	20; Spring-loaded terminals	20; Units per set	20	10
Other					
Merchandise	No	No	No	No	No
Manufacturer name	SIEMENS AG	SIEMENS AG	SIEMENS AG	SIEMENS AG	SIEMENS AG
Manufacturer's address	Gleiwitzerstraße 555, 90475 Nuremberg, Germany	Gleiwitzerstraße 555, 90475 Nuremberg, Germany	Gleiwitzerstraße 555, 90475 Nuremberg, Germany	Gleiwitzerstraße 555, 90475 Nuremberg, Germany	Gleiwitzerstraße 555, 90475 Nuremberg, Germany
Target devices	for TD17, OP7, OP17, OP73, OP77A/B, TP/OP17x except TP177 4", Push Button Panel, Key Panel, empty front design, KP300 Basic mono, Basic 2nd, KTP400 Comfort, USB hub, sheet thickness 2 ... 6 mm	TP177-4", TP/OP 277-6", MP177-6, MP277-10" T, MP277-8", MP277-8"T, MP277-10"K, MP377 12"-19", TC 10", TC 15", KTP400 Basic mono, KTP600, KTP1000, KTP1500, KP700 Comfort, TP700 Comfort, KP900 Comfort, TP900 Comfort, KP1200 Comfort, TP1200 Comfort and IPC 277D 7, 9, 12"	TP177-4", TP/OP277-6", MP177-6, MP277-10"T, MP277-8", MP277-8"T, MP277-10"K, MP377 12"-19", TC 10", TC 15", KTP400 Basic mono, KTP600 Basic, KTP1000 Basic, TP1500 Basic, KP700 Comfort, TP700 Comfort, KP900 Comfort, TP900 Comfort, KP1200 Comfort, TP1200 Comfort and IPC277D 7", 9", 12"	15", 19" and 22" widescreen - Comfort Panels, IPCs, Flat Panels and Thin Clients. Plate thicknesses up to 6 mm	15", 19" and 22" widescreen - Comfort Panels, IPCs, Flat Panels and Thin Clients, except SCD1900 19" widescreen. Plate thicknesses up to 6 mm
Note:				Function-compatible to article number 6AV6671-8XK00-0AX4	

Accessories

Fixing elements

Technical specifications (continued)

Article number	6AV6881-6AD10-0AA0 Steel mounting clip, type 2	6AV2185-8MA00-0AA0 Aluminum diecast mounting clip	6AV6671-6AP00-0AX0 Mounting clip Thin Client	6AV6671-6AP00-0AX1 Spring mounting clip Thin Client
General information				
Product type designation	Mounting clip, steel, type 2	Mounting clip, die-cast aluminum	Mounting clip, aluminum	Mounting clip, spring
Installation type/mounting				
Mounting in portrait format possible	Yes		Yes	Yes
Mounting in landscape format possible	Yes		Yes	Yes
Standards, approvals, certificates				
CE mark	No; No CE marking obligation			
Use in hazardous areas				
• ATEX Zone 2	Yes; Always comply with the operating instructions of the target device.			
• ATEX Zone 22	Yes; Always comply with the operating instructions of the target device.			
• IECEx Zone 2	Yes; Always comply with the operating instructions of the target device.			
• IECEx Zone 22	Yes; Always comply with the operating instructions of the target device.			
Ambient conditions				
Suited for indoor use	Yes			
Suited for outdoor use	Yes; possible under certain conditions			
Ambient temperature during operation				
• min.	-40 °C	-40 °C	-40 °C	-40 °C
• max.	80 °C	80 °C	80 °C	80 °C
Relative humidity				
• Operation, max.	90 %	90 %	90 %	90 %
Mechanics/material				
Material				
• Plastic	Yes; Interlock			
• Sheet steel	Yes			
Enclosure material (front)				
• Plastic				Yes; For 1 ... 4 mm sheet thickness
• Sheet steel			Yes	
• Aluminum casting		Yes		
Screw type	M4x30 round head screw			
• Cross-tip	Yes			
• 4,5 V	Yes		Yes	
• Hexagon socket		Yes		
Dimensions				
Width	19 mm	12 mm	15 mm	20 mm
Height	11.3 mm; Without screw	18.5 mm; Without screw	20 mm; Without screw	35 mm
Depth	15 mm			
Thickness		14 mm	15 mm	20 mm
Weights				
Weight without packaging	8 g	0.14 kg	4 g; Per unit	8 g; Per unit
Scope of supply				
Delivery quantity in pieces	20; Units per set	20	6; Incl. screw	6; Spring-loaded terminals
Other				
Merchandise	No	Yes	No	No
Manufacturer name	SIEMENS AG	SIEMENS AG	SIEMENS AG	SIEMENS AG
Manufacturer's address	Gleiwitzerstraße 555, 90475 Nuremberg, Germany	Breslauer Strasse 5, 90766 Fürth, Germany	Gleiwitzerstraße 555, 90475 Nuremberg, Germany	Gleiwitzerstraße 555, 90475 Nuremberg, Germany
Target devices	Panel and IPC from 2019	Comfort Panels INOX, ITC INOX, IFP INOX	SIMATIC Thin Client	SIMATIC Thin Client
Note:				Function-compatible to article number 6AV6671-8XK00-0AX1

Technical specifications (continued)

Article number	6AV6881-0AD56-0AA0 Flange mount adapter VESA 100/75
General information	
Product type designation	VESA 100/75 flange adapter
Installation type/mounting	
Mounting	VESA 100 mm / 75 mm with M6 thread
Mounting type	Support arm with VESA 100 mm or 75 mm
Degree and class of protection	
IP (at the front)	IP20 (depending on mounting)
Ambient conditions	
Suited for indoor use	Yes
Suited for outdoor use	No
Ambient temperature during operation	
• min.	0 °C
• max.	55 °C
Relative humidity	
• Operation, max.	90 %
• Condensation permissible	No
Mechanics/material	
Material	steel
• Aluminum	No; Powder-coated
Dimensions	
Width	135 mm
Height	120 mm
Depth	67.5 mm
Scope of supply	
Delivery quantity in pieces	1; VESA round tube adapter 100/75 suitable for PRO devices, max. IP20 attainable
Components included	Without additional accessories
Other	
Merchandise	Yes; VESA 100/75 PRO adapter
Manufacturer name	QUERUM Maschinenbau GmbH
Manufacturer's address	Gewerbegebiet Ost 27, 92353 Postbauer-Heng, Germany
Target devices	Not suitable for 19" 4:3 devices
Note:	Max. load 35 kg, for expandable support arm mounting

Article number	6AV6881-2AM12-1AA0 Switch housing KP8F	6AV6881-2AM12-2AA0 Switch housing KP8
General information		
Product type designation	Fixing element	
Control elements		
Version of actuating element	1x emergency stop (1 NC contact / 1 NO contact)	Without, with 2x 22.5 mm blanking plugs
Operating principle of the actuating element	Latching, rotate to unlatch	
With parameterizable keys	Yes; Retrofittable with KP8F (not included in the scope of supply)	Yes; Retrofittable with KP8 or KP8F (not included in the scope of supply)
Contact configuration	1 NC contact, 1 NO contact	optionally retrofittable with switch, pushbutton, keyswitch, etc.
Installation type/mounting		
Mounting	For horizontal and vertical mounting	
Mounting type	Backplane mounting	
Mounting in portrait format possible	Yes	Yes
Mounting in landscape format possible	Yes	Yes
Degree and class of protection		
IP65 (all-round)	Yes; IP65 fully-enclosed	
Ambient conditions		
Suited for indoor use	Yes	Yes
Suited for outdoor use	No	No
Ambient temperature during operation		
• min.	0 °C; Operating temperature KP8F must always be maintained	0 °C; Operating temperature KP8 or KP8F must always be maintained
• max.	40 °C; Operating temperature KP8F must always be maintained	40 °C; Operating temperature KP8 or KP8F must always be maintained
Relative humidity		
• Operation, max.	90 %	90 %
• Condensation permissible	No	No
Mechanics/material		
Material	aluminum	aluminum
• Aluminum	Yes; Powder-coated	
Dimensions		
Width	259 mm	259 mm
Height	128 mm	128 mm
Depth	90 mm	90 mm
Scope of supply		
Delivery quantity in pieces	1; Bopla #115234 aluminum enclosure	
Components included	1x Icotek cable entry KEL-ER B4 incl. various grommets	
Other		
Merchandise	Yes	Yes
Manufacturer name	Wittwer Industrielle Elektronik	
Manufacturer's address	Hembacher Straße 4, 90592 Schwarzenbruck-Lindenburg, Germany	
Target devices	Suitable for the installation of KP8, KP8F, do not exceed the maximum operating temperature of the KP!	
Note:	IP65 can only be attained if a key panel and a cable entry are properly installed.	

Accessories

Fixing elements

Ordering data	Article No.	Article No.
Mounts and interlocks		
Memory card lock • 4" • 7" ... 22"	6AV2181-4DM10-0AX0 6AV2181-4XM00-0AX0	
Wall bracket for Mobile Panels • Type 10, for Mobile Panel and Mobile Client900, without cable storage • Type 13, for KTP Mobile Panels	6AV6574-1AF04-4AA0 6AV2181-5AG80-0AX0	
For IP65 installation of Panels in thin-walled mounting plates		
Mounting frame • 8" Touch • 8" Key • 10"/12" Touch	6AV6671-3CS00-0AX0 6AV6671-3CS01-0AX0 6AV6671-8XS00-0AX0	
Mounting clip/bracket for practical mounting of SIMATIC Panels, Thin Clients and IPCs		
Mounting clip • Aluminum • Spring • Plastic • Sheet steel • Captive sheet steel • Die-cast aluminum • Thin Client • Spring Thin Client	6AV6671-8XK00-0AX0 6AV6671-8XK00-0AX1 6AV6671-8XK00-0AX2 6AV6671-8XK00-0AX3 6AV6881-6AD10-0AA0 6AV2185-8MA00-0AA0 6AV6671-6AP00-0AX0 6AV6671-6AP00-0AX1	
Mounting bracket steel	6AV6671-8XK00-0AX4	
Keyboard lock Locking bolt for PRO keyboards and keyboard trays for fixing the tray tilt adjustment, hardened V2A	6AV6881-4AW41-4AA0	
VESA 100/75 in IP20 / ST37 flange mount adapter Can be used with all PRO devices with matching tube connector for support arm systems. ST37 partly RAL 9006 powder coated	6AV6881-0AD56-0AA0	
VESA 100/75 in IP20 / V2A flange mount adapter Can be used with all PRO devices with matching tube connector for support arm systems. As above but 100% from V2A	6AV6881-0AD56-2CA0	
Adapter frame Adapter frame widescreen 19" rack mounting INOX for 19" widescreen Unified Panels and IPC WFP2.3	6AV6881-6UD42-0AA0	
		Installation enclosure for KP8 and KP8F: Prefabricated IP65 installation enclosure for KP8 and KP8F, including 2 x 22.5 mm cutouts for long stroke keys or switches. Supplied with blanking covers. Max. of 4 cables can be connected in IP65, cable sleeves enclosed. The enclosure can be permanently mounted or used as a portable device. The Key Panel is not included in the scope of delivery.
		6AV6881-2AM12-2AA0
		Installation enclosure KP8F Prefabricated IP65 installation enclosure KP8F, including 1x 22.5 mm cutout. Supplied with an EMERGENCY OFF button Max. of 4 cables can be connected in IP65, cable sleeves enclosed. The enclosure can be permanently mounted or used as a portable device. The Key Panel is not included in the scope of delivery.
		6AV6881-2AM12-1AA0
		More information <u>Note:</u> 3D data and technical drawings for trade goods are only available for download in the SIOS delivery release if the manufacturer has granted permission. Integration into the Siemens 3D download area is unfortunately not possible. For this reason, it is also not possible to provide a 3D (Step) file for every accessory. The responsibility for trade good files always lies with the manufacturer. The manufacturer is listed at the end of the technical specifications for each product. Photos and product images may differ from the actual product. Detailed technical specifications, content information, quantities and compatible core products are listed online in the technical specifications of the respective accessory. Industry Mall: https://mall.industry.siemens.com If you use the TIA Selection Tool (selection guide) to find your core product, the appropriate accessories are also displayed automatically. This facilitates selection of suitable accessories. http://www.siemens.com/tia-selection-tool Data sheets and manufacturer declarations are available for downloading in the Online Support area. http://support.automation.siemens.com

Overview



They enable you to create transparent films on your own printer. Perforated labeling strips are available for some classic panels. In this case, make sure that a suitable printer is used.

The thickness of the films should be between 100 and 125 µm.

- Labeling strips
- Front film
- Labeling set
- Protective sleeve

Note:

Protective front films which are specially designed for holding labeling strips are available for Mobile Panel 2nd Generation. The labeling strips can be printed on standard film and attached to the front with adhesive pads. The protective film is then adhered evenly over the Mobile front.

Labeling strips and printable films

Labeling strips enable keys and pushbuttons to be labeled. Print templates for the Panels and IPCs are available for downloading free of charge (in SIOS entry ID: 11274631).

Technical specifications

Article number	6AV6574-1AB00-2BA0	6ES7272-1BF00-7AA0	6AV6671-0AP00-0AX0	6AV6671-5BF00-0AX0	6AV6574-1AB04-4AA0
	Labeling strips MP 37x Key	TD100C front film, blank	TD400C front film, blank	Labeling set Mobile Panel 277	Protective pouch for labeling strips
General information					
Product type designation	Labeling strip MP 37x key	Front membrane TD100C, blank	Front membrane TD400C, blank	Labeling set Mobile Panel 277	Protective pouch labeling strips
Installation type/mounting					
Mounting in portrait format possible	Yes	Yes	Yes	Yes	Yes
Mounting in landscape format possible	Yes	Yes	Yes	Yes	Yes
Standards, approvals, certificates					
CE mark		Yes	Yes	Yes	
Ambient conditions					
Ambient temperature during operation					
• min.	-40 °C	-40 °C	-40 °C	-40 °C	-40 °C
• max.	80 °C	80 °C	80 °C	80 °C	80 °C
Relative humidity					
• Operation, max.	90 %	90 %	90 %	90 %	90 %
Mechanics/material					
Enclosure material (front)					
• Plastic	Yes; DIN A4 perforated sheets				
Dimensions					
Width	210 mm	210 mm	210 mm	210 mm	170 mm; Approximate dimension
Height	297 mm	297 mm	297 mm	297 mm	115 mm; Approximate dimension
Thickness	0.13 mm; Max. tolerance ± 0.03 mm				
Width of the housing front			163 mm		
Height of housing front			91 mm		
Weights					
Weight without packaging	45 g				

Accessories

Labeling strips

Technical specifications (continued)

Article number	6AV6574-1AB00-2BA0 Labeling strips MP 37x Key	6ES7272-1BF00-7AA0 TD100C front film, blank	6AV6671-0AP00-0AX0 TD400C front film, blank	6AV6671-5BF00-0AX0 Labeling set Mobile Panel 277	6AV6574-1AB04-4AA0 Protective pouch for labeling strips
Scope of supply					
Delivery quantity in pieces	1; Contains two sets	10	10	2; 2 sheets with 3 labeling strips each, incl. corner seals, O-ring, replacement screw, decorative film for corner seal	5
• Number of films per sheet		6	2	6	
• Parts per unit	2; one set comprises a set of vertical and a set of horizontal labeling strips	60	20	6	1
Other					
printable with laser printer	Yes; Test printer suitability beforehand. No liability for printer damage	Yes	Yes	Yes	No
Merchandise	Yes	Yes	Yes	Yes	Yes
Manufacturer name	SIEMENS AG	SIEMENS AG	SIEMENS AG	SIEMENS AG	SIEMENS AG
Manufacturer's address	Gleiwitzerstraße 555, 90475 Nuremberg, Germany	Gleiwitzerstraße 555, 90475 Nuremberg, Germany	Gleiwitzerstraße 555, 90475 Nuremberg, Germany	Gleiwitzerstraße 555, 90475 Nuremberg, Germany	Gleiwitzerstraße 555, 90475 Nuremberg, Germany
Target devices	For MP370 key, MP377 key	For TD100C	For TD400C	For Mobile Panel 277	For Mobile Panel 170, Mobile Panel 177
Note:	Transparent film, keys pre-printed in gray, LED area free				

Technical specifications (continued)

Article number	6AV2181-5DJ10-0AX0	6AV2181-5GJ10-0AX0	6AV2181-5JJ10-0AX0
	Labeling set 4" wide, type 13	Labeling set 7" wide, type 13	Labeling set 9" wide, type 13
General information			
Product type designation	Labeling set 4" widescreen	Labeling set 7" widescreen	Labeling set 9" widescreen
Installation type/mounting			
Mounting in portrait format possible	Yes	Yes	Yes
Mounting in landscape format possible	Yes	Yes	Yes
Ambient conditions			
Suited for indoor use	Yes; Resistant to alcohol, dilute acids, diluted alkaline solutions, hydrocarbons, household cleaning agents	Yes; Resistant to alcohol, dilute acids, diluted alkaline solutions, hydrocarbons, household cleaning agents	Yes; Resistant to alcohol, dilute acids, diluted alkaline solutions, hydrocarbons, household cleaning agents
Ambient temperature during operation			
• min.	-40 °C	-40 °C	-40 °C
• max.	80 °C	80 °C	80 °C
Relative humidity			
• Operation, max.	90 %	90 %	90 %
Mechanics/material			
Material			
• Plastic	Yes; Autoflex EBA 130	Yes; Autoflex EBA 130	Yes; Autoflex EBA 130
Enclosure material (front)			
• Plastic	Yes; Film properties: Anti-glare 55 %, hardness 3H	Yes; Film properties: Anti-glare 55 %, hardness 3H	Yes; Film properties: Anti-glare 55 %, hardness 3H
Dimensions			
Width	168 mm	224 mm	283 mm
Height	120 mm	149 mm	178 mm
Thickness	0.125 mm	0.125 mm	0.125 mm
Weights			
Weight without packaging	60 g	80 g	100 g
Scope of supply			
Delivery quantity in pieces	5	5	5
Components included	including 20 double-sided adhesive dots	including 20 double-sided adhesive dots	including 20 double-sided adhesive dots
Other			
printable with laser printer	No	No	No
Merchandise	Yes	Yes	Yes
Manufacturer name	Kolb-Siebdruck GmbH & Co. KG	Kolb-Siebdruck GmbH & Co. KG	Kolb-Siebdruck GmbH & Co. KG
Manufacturer's address	Espenstraße 5, 95632 Wunsiedel, Germany	Espenstraße 5, 95632 Wunsiedel, Germany	Espenstraße 5, 95632 Wunsiedel, Germany
Target devices	KTP400F Mobile	KTP700 Mobile, KTP700F Mobile	KTP900 Mobile, KTP900F Mobile
Note:	Labeling strip SIOS entry No. 11274631	Labeling strip SIOS entry No. 11274631	Labeling strip SIOS entry No. 11274631

Accessories

Labeling strips

Ordering data	Article No.
Labeling strips for MP 377 Key	6AV6574-1AB00-2BA0
Front film TD100C blank	6ES7272-1BF00-7AA0
Front film TD400C blank	6AV6671-0AP00-0AX0
Labeling set for Mobile Panel 277	6AV6671-5BF00-0AX0
Widescreen labeling set <ul style="list-style-type: none"> • 4" widescreen for KTP400F Mobile 4" • 7" widescreen for KTP700 Mobile, KTP700F Mobile • 9" widescreen for KTP900 Mobile, KTP900F Mobile 	6AV2181-5DJ10-0AX0 6AV2181-5GJ10-0AX0 6AV2181-5JJ10-0AX0
Protective sleeve for Mobile Panel 170/177	6AV6574-1AB04-4AA0

More information

Notice:

The labeling strips, blank films, and protective films should be printed at a printing works. Further details on printing the films can be found in the respective Technical Specifications.

Templates can be used to create labeling strips for SIMATIC HMI devices. Alternatively, a tool for the creation of labeling strips is available.

Download templates from:

<http://support.automation.siemens.com/WW/view/en/11274631> and

Label Creator Download from:

<http://support.automation.siemens.com/WW/view/en/61507590>

Note:

Photos and product images may differ from the actual product.

Detailed technical specifications, content information, quantities and compatible core products are listed online in the technical specifications of the respective accessory.

Industry Mall:

<https://mall.industry.siemens.com>

If you use the TIA Selection Tool (selection guide) to find your core product, the appropriate accessories are also displayed automatically. This facilitates selection of suitable accessories.

<http://www.siemens.com/tia-selection-tool>

Data sheets and manufacturer declarations are available for downloading in the Online Support area.

<http://support.automation.siemens.com/>

Overview



HMI accessories, mouse

Input devices

Input devices are all those devices via which information can be supplied to a computer or panel. This enables interaction with a program.

SIMATIC HMI input devices are specially designed for operation on panels and industrial PCs in industrial environments. Trade goods, which are identified as such in the technical specifications, have been approved by the manufacturer for typical office applications. Siemens does not always carry out in-depth industrial testing on trade goods.

The following input devices are available for use with IPCs and panels:

- Desktop keyboards
- Built-in and mounted keyboards
- Removable keyboard
- USB mouse
- USB cables
- RFID components for user identification

RFID components make it possible to log on to a suitable HMI panel or IPC using a chip card.

The RFID reader is connected to the panel via USB. Installation is described in detail in the FAQs:

<https://support.industry.siemens.com/cs/ww/en/view/998081>

Suitable RFID system card types:

- ISO 15693, dimensions: 85 x 54 x 0.8 mm (L x W x H)
- ISO 15693, dimensions: 50 x 3.5 mm (D x H) disc
- MOBY E (MIFARE, ISO 14443), dimensions: 85 x 54 x 0.8 mm (L x W x H)
- MOBY E (MIFARE, ISO 14443), dimensions: 85 x 54 x 2.5 mm (L x W x H)

Accessories

Input devices, cables

Technical specifications

Article number	6AV2181-8AT00-0AX0 USB 2.0 mouse
General information	
Product type designation	USB mouse
Control elements	
With parameterizable keys	No; 5 including scroll wheel
Input device	
• Scroll wheel	Yes; Vertical and horizontal scrolling
• Movement tracking	Microsoft - proprietary BlueTrack™ Technology
• Movement resolution	1 000 dpi; 8 000 images/second
• Speed	1 829 mm/s; 1.829 m/s
Connection type	
• USB	Yes; USB 2.0 type A
Frame size/design	
• Standard	Yes; For industrial applications
Supply voltage	
Rated value (DC)	5 V; via USB
Input current	
Current consumption (rated value)	100 mA; USB-compatible
Battery	
Battery-operated	No; Without battery
Interfaces	
Number of USB interfaces	1
Standards, approvals, certificates	
CE mark	Yes; WEEE (European Union) available
cULus	Yes; ICES-003 (Canada) available
RCM (formerly C-TICK)	No; EIP / EPUP available
Marine approval	
• Nippon Kaiji Kyokai (Class NK)	No; Only VCCI available

Article number	6AV2181-8AT00-0AX0 USB 2.0 mouse
Ambient conditions	
Ambient temperature during operation	
• min.	0 °C
• max.	40 °C
Relative humidity	
• Operation, max.	80 %; 65 % for storage
• Condensation permissible	No
Runs under operating system	
• Windows CE	Yes; Not all functions are available
• Windows Vista	Yes
• Windows XP	Yes; SP2 and higher
• Windows 7	Yes
• Windows 8	Yes
Cables	
Cable length	1 930 mm
smallest bending radius	10 mm
Color of cable sheath	
• Gray	Yes
Mechanics/material	
Material	
• Plastic	Yes; Anthracite
Dimensions	
Width	67.9 mm
Height	42.3 mm
Depth	116 mm
Weights	
Weight without packaging	131 g
Scope of supply	
Delivery quantity in pieces	1
Other	
Merchandise	Yes; 4EH-0002
Manufacturer name	Microsoft Deutschland GmbH
Manufacturer's address	Walter-Gropius-Straße 5, 80807 Munich, Germany
Target devices	Suitable for HMI Panels and IPCs with USB interface

Technical specifications (continued)

Article number	6AV6881-0AU14-0AA0	6AV6881-0AU14-1AA0
	USB keyboard GER, TKL-105	USB keyboard INT, TKL-105
General information		
Product type designation	USB keyboard GERMAN	USB keyboard international US
Control elements		
Version of actuating element	Long-stroke key with 4 mm contact travel	Long-stroke key with 4 mm contact travel
Operating principle of the actuating element	Keyboard with long-stroke keys with membrane switching contacts	Keyboard with long-stroke keys with membrane switching contacts
Input device		
• Scroll wheel	No	No
• Movement tracking	none	none
Keyboard fonts		
• Design	Keyboard with long-stroke keys	Keyboard with long-stroke keys
• Keyboard assignment	105 keys, German layout	105 keys, international US layout
• Color of the buttons	Black	Black
• Color of the key inscription	White	White
• Key illumination	No	No
• Function keys	Yes	Yes
- Number of function keys	12	12
- Number of function keys with LEDs	0	0
- Programmable	No	No
• Number pad	Yes; Free-standing	Yes; Free-standing
• Status LED displays	Yes; Num, Caps and Scroll	Yes; Num, Caps and Scroll
- for number pad	Yes	Yes
- for Shift keys	Yes	Yes
Connection type		
• USB	Yes; USB 2.0 type A	Yes; USB 2.0 type A
• PS/2	No	No
• Cable length	0 m; See cable length	0 m; See cable length
Frame size/design		
• Standard	Yes; For industrial applications	Yes; For industrial applications
Installation type/mounting		
Mounting	Desktop	Desktop
Mounting type	none	none
Supply voltage		
Rated value (DC)	5 V; via USB	5 V; via USB
Battery		
Battery-operated	No; maintenance-free	No; maintenance-free
Interfaces		
Number of USB interfaces	1; USB 2.0	1; USB 2.0
Degree and class of protection		
IP65 (all-round)	Yes; IP68 all-round and dishwasher safe	Yes; IP68 all-round and dishwasher safe
IP (at the front)	USB connector without degree of protection	USB connector without degree of protection
Standards, approvals, certificates		
CE mark	Yes	Yes
cULus	Yes; cUL	Yes; cUL

Accessories

Input devices, cables

Technical specifications (continued)

Article number	6AV6881-0AU14-0AA0 USB keyboard GER, TKL-105	6AV6881-0AU14-1AA0 USB keyboard INT, TKL-105
Ambient conditions		
Suited for indoor use	Yes	Yes
Suited for outdoor use	No; possible under certain conditions	No; possible under certain conditions
Ambient temperature during operation		
• min.	0 °C	0 °C
• max.	70 °C	70 °C
Relative humidity		
• Operation, max.	80 %; no condensation	80 %; no condensation
• Condensation permissible	No	No
Runs under operating system		
• Windows CE	Yes	Yes
• Windows Vista	Yes	Yes
• Windows XP	Yes	Yes
• Windows 7	Yes	Yes
• Windows 8	Yes	Yes
• Windows 10	Yes	Yes
Cables		
Cable length	1.5 m; USB	1.5 m; USB
Mechanics/material		
Material		
• Plastic	Yes; Black	Yes; Black
Enclosure material (front)		
• Plastic	Yes; ABS with antimicrobial coating	Yes; ABS with antimicrobial coating
Enclosure color (front)	Black	Black
Enclosure color (rear)	Black	Black
Torques/forces		
• Breakdown torque	0.53 N·m; Switching force buttons	0.53 N·m; Switching force buttons
Service life		
• Number of operating cycles, keys	10 000 000; Operations (minimum)	10 000 000; Operations (minimum)
Dimensions		
Width	459 mm	459 mm
Height	35 mm	35 mm
Depth	174 mm	174 mm
Weights		
Weight without packaging	800 g	800 g
Scope of supply		
Delivery quantity in pieces	1	1
Other		
printable with laser printer	No; Layout change possible, one-off costs around € 2 000	No; Layout change possible, one-off costs around € 2 000
Merchandise	Yes; GETT TKL-105	Yes; GETT TKL-105
Manufacturer name	GETT Gerätetechnik GmbH	GETT Gerätetechnik GmbH
Manufacturer's address	Mittlerer Ring 1, 08233 Treuen (Vogtland), Germany	Mittlerer Ring 1, 08233 Treuen (Vogtland), Germany
Target devices	For SIMATIC HMI devices and IPCs with the appropriate slot	For SIMATIC HMI devices and IPCs with the appropriate slot
Note:	Corresponds to KL21203	Corresponds to KL24603

Technical specifications (continued)

Article number	6AV7674-1NE00-0AA0 USB keyboard INT for 16:9 PRO devices
General information	
Product type designation	Stainless steel keyboard
Keyboard fonts	
• Design	Keyboard with short-stroke keys
• Keyboard assignment	English
• Color of the buttons	Stainless steel
• Color of the key inscription	Black
• Key illumination	No
• Function keys	
- Number of function keys	12
• Number pad	Yes; Free-standing
• Status LED displays	Yes; Num, Caps and Scroll
- for number pad	Yes
- for Shift keys	Yes
Connection type	
• USB	Yes; Type A
• PS/2	No
• Cable length	1.5 m; Typical
Frame size/design	
• Standard	Yes; For industrial applications
• Ergonomic	Yes; 90° adjustable / tiltable
Ergonomics	
• Trackball rest	No
• Adjustable height	Yes; By adjusting inclination angle 0° to 90°
Installation type/mounting	
Mounting	Max. load bearing capacity of 2 kg
Mounting type	Suitable for PRO devices
maximum permissible angle of inclination without external ventilation	90°; Between 0° and 90° in steps of 15°
Supply voltage	
Type of supply voltage	via USB
Input current	
Current consumption (rated value)	100 mA; Typical
Degree and class of protection	
IP65 (all-round)	Yes
Splashproof	Yes
Standards, approvals, certificates	
CE mark	Yes
Ambient conditions	
Ambient temperature during operation	
• min.	0 °C
• max.	45 °C
Relative humidity	
• Operation, max.	80 %; no condensation
• Condensation permissible	No; Condensation not permissible
Runs under operating system	
• Windows CE	Yes
• Windows Vista	Yes
• Windows XP	Yes
• Windows 7	Yes
• Windows 8	Yes
Mechanics/material	
Material	
• Aluminum	Yes; Powder-coated, RAL 9006
• Stainless steel	Yes; Keyboard itself
Service life	
• Number of operating cycles, keys	10 000 000; Operations (minimum)

Article number	6AV7674-1NE00-0AA0 USB keyboard INT for 16:9 PRO devices
Dimensions	
Width	481 mm
Height	20 mm
Depth	171.6 mm
Weights	
Weight without packaging	3 700 g
Scope of supply	
Delivery quantity in pieces	1; With support arm bracket
Components included	a basic adapter is required for mounting, this must be ordered separately
Other	
Merchandise	Yes; Sasse no. 1580.9906433
Manufacturer name	Sasse Elektronik GmbH
Target devices	Merchandise suitable for 16:9 PRO devices

Accessories

Input devices, cables

Technical specifications (continued)

Article number	6AV7674-0NE01-0AA0 Shelf for 4:3 PRO devices	6AV7674-1NE01-0AA0 Shelf for 16:9 PRO devices
General information		
Product type designation	Tray incl. 2x USB	Tray incl. 2x USB
Connection type		
• USB	Yes; USB 2.0	Yes; USB 2.0
• PS/2	No	No
• Cable length	500 mm; Typical	500 mm; Typical
Frame size/design		
• Standard	Yes; For industrial applications	Yes; For industrial applications
• Ergonomic	Yes; 90° adjustable / tiltable	Yes; 90° adjustable / tiltable
Ergonomics		
• Trackball rest	No	No
• Adjustable height	Yes; By adjusting inclination angle 0° to 90°	Yes; By adjusting inclination angle 0° to 90°
Installation type/mounting		
Mounting	Max. load bearing capacity of 2 kg	Max. load bearing capacity of 2 kg
Mounting type	Suitable for PRO devices	Suitable for PRO devices
maximum permissible angle of inclination without external ventilation	90°; Between 0° and 90° in steps of 15°	90°; Between 0° and 90° in steps of 15°
Interfaces		
Number of USB interfaces	2; USB 2.0	2; USB 2.0
Degree and class of protection		
IP65 (all-round)	Yes; IP65 fully-enclosed (when protective cover is closed)	
Ambient conditions		
Ambient temperature during operation		
• min.	0 °C	0 °C
• max.	45 °C	45 °C
Relative humidity		
• Operation, max.	80 %; no condensation	80 %; no condensation
• Condensation permissible	No; Condensation not permissible	No; Condensation not permissible
Mechanics/material		
Material		
• Aluminum	Yes; Powder-coated, RAL 9023	Yes; Powder-coated, RAL 9006
Dimensions		
Width	500 mm	500 mm
Height	64 mm	64 mm
Depth	200 mm	200 mm
Weights		
Weight without packaging	3 000 g	3 000 g
Scope of supply		
Delivery quantity in pieces	1; With support arm bracket, without keyboard	1; With support arm bracket, without keyboard
Components included		a basic adapter is required for mounting, this must be ordered separately
Other		
Merchandise	Yes; Sasse no. 1580.9906124	Yes; Sasse no. 1580.9906434
Manufacturer name	Sasse Elektronik GmbH	Sasse Elektronik GmbH
Target devices	Merchandise suitable for 4:3 PRO devices	Merchandise suitable for 16:9 PRO devices

Technical specifications (continued)

Article number	6GF6710-2AC	6GF6710-2BC
	PS2 foil keyboard de, touchpad	PS2 foil keyboard INT, touchpad
General information		
Product type designation	PS/2 membrane keyboard DEU	PS/2 membrane keyboard INT
Keyboard fonts		
• Design	Membrane keyboard	Membrane keyboard
• Keyboard assignment	B3F, 101/102 or 104/105 OMRON	B3F, 101/102 or 104/105 OMRON
• Key illumination	No	No
• Function keys		
- Number of function keys	12	12
- Programmable	Yes	Yes
• Number pad	Yes	Yes
• Status LED displays	Yes; Num, Caps and Scroll	Yes; Num, Caps and Scroll
- for number pad	Yes	Yes
- for Shift keys	Yes	Yes
Connection type		
• USB	Yes; With PS/2 USB adapter (not included in the scope of supply)	Yes; With PS/2 USB adapter (not included in the scope of supply)
• PS/2	Yes	Yes
• Cable length	1.75 m	1.75 m
Frame size/design		
• Standard	Yes; For industrial applications	Yes; For industrial applications
Installation type/mounting		
Rack mounting	No; Desktop housing	No; Desktop housing
Input current		
Current consumption (rated value)	25 mA; Typical	25 mA; Typical
Battery		
Battery-operated	No; maintenance-free	No; maintenance-free
Degree and class of protection		
IP65 (all-round)	Yes	Yes
Splashproof	Yes	Yes
Standards, approvals, certificates		
CE mark	Yes	Yes
Ambient conditions		
Ambient temperature during operation		
• min.	0 °C	0 °C
• max.	40 °C	40 °C
Relative humidity		
• Operation, max.	90 %; no condensation	90 %; no condensation
• Condensation permissible	No	No
Runs under operating system		
• Windows CE	Yes	Yes
• Windows Vista	Yes	Yes
• Windows XP	Yes	Yes
• Windows 7	Yes	Yes

Accessories

Input devices, cables

Technical specifications (continued)

Article number	6GF6710-2AC	6GF6710-2BC
	PS2 foil keyboard de, touchpad	PS2 foil keyboard INT, touchpad
Mechanics/material		
Material		
• Plastic	Yes; AUTOTEX (R) V150	Yes; AUTOTEX (R) V150
• Sheet steel	No	No
Enclosure material (front)		
• Plastic	Yes; AUTOTEX (R) V150	Yes; AUTOTEX (R) V150
Service life		
• Number of operating cycles, keys	1 000 000; Operations (minimum)	1 000 000; Operations (minimum)
Dimensions		
Width	478.5 mm	478.5 mm
Height	28 mm	28 mm
Depth	180 mm	180 mm
Weights		
Weight without packaging	2 260 g	2 260 g
Scope of supply		
Delivery quantity in pieces	1; Membrane keyboard with mouse pad	1; Membrane keyboard with mouse pad
Other		
Merchandise	Yes; TIPRO no. K-547	Yes; TIPRO no. K-547
Manufacturer name	TIPRO Representative Office	TIPRO Representative Office
Manufacturer's address	Vogelweg 20, 31785 Hameln, Germany	Vogelweg 20, 31785 Hameln, Germany
Target devices	Suitable for IPC and HMI devices with the corresponding interfaces (see manual)	Suitable for IPC and HMI devices with the corresponding interfaces (see manual)
Note:	Suitable PS/2 USB adapter (keyboard/mouse): 1x USB 1.1, plug A on 2x PS/2 sockets, 0.20 m, black; manufacturer: Renkforce; supply by Conrad Elektronik, order no.: 1360251 - 62	Suitable PS/2 USB adapter (keyboard/mouse): 1x USB 1.1, plug A on 2x PS/2 sockets, 0.20 m, black; manufacturer: Renkforce; supply by Conrad Elektronik, order no.: 1360251 - 62

Article number	6GF6710-3BJ	6GF6710-3BK
	PS2 keyboard 19" de Trackb.	PS2 keyboard 19" INT Trackb.
General information		
Product type designation	PS/2 withdrawable keyboard DEU	PS/2 withdrawable keyboard INT
Keyboard fonts		
• Design	Membrane keyboard	Membrane keyboard
• Keyboard assignment	84 (Germany (QWERTZ))	84 (US version)
• Color of the buttons	Light gray	Light gray
• Color of the key inscription	Dark gray	Dark gray
• Key illumination	No	No
• Function keys		
- Number of function keys	12	12
• Number pad	Yes; Integrated into key layout	Yes; Integrated into key layout
• Status LED displays	Yes; Num, Caps, Scroll and Pad	Yes; Num, Caps, Scroll and Pad
- for number pad	Yes	Yes
- for Shift keys	Yes	Yes
Connection type		
• Bluetooth radio standard	No	No
• USB	No	No
• PS/2	Yes	Yes
• Cable length	1.5 m	1.5 m
Frame size/design		
• Standard	Yes; For industrial applications	Yes; For industrial applications

Technical specifications (continued)

Article number	6GF6710-3BJ	6GF6710-3BK
	PS2 keyboard 19" de Trackb.	PS2 keyboard 19" INT Trackb.
Installation type/mounting		
Rack mounting	Yes	Yes
Front mounting	No	No
Wall mounting/direct mounting	No	No
maximum permissible angle of inclination without external ventilation	0°	0°
Supply voltage		
Type of supply voltage	via PS/2	via PS/2
Input current		
Current consumption (rated value)	10 mA; Typical	10 mA; Typical
Battery		
Battery-operated	No; maintenance-free	No; maintenance-free
Degree and class of protection		
Splashproof	No	No
Standards, approvals, certificates		
CE mark	Yes	Yes
Ambient conditions		
Ambient temperature during operation		
• min.	0 °C	0 °C
• max.	50 °C	50 °C
Relative humidity		
• Operation, max.	80 %; no condensation	80 %; no condensation
• Condensation permissible	No	No
Runs under operating system		
• Windows CE	Yes	Yes
• Windows Vista	Yes	Yes
• Windows XP	Yes	Yes
• Windows 7	Yes	Yes
• Windows 8	Yes	Yes
Mechanics/material		
Material		
• Plastic	Yes; Keyboard itself	Yes; Keyboard itself
• Sheet steel	Yes; Powder-coated drawer	Yes; Powder-coated drawer
Service life		
• Number of operating cycles, keys	20 000 000; Operations (approx.)	20 000 000; Operations (approx.)
Dimensions		
Width	370 mm; Keyboard	370 mm; Keyboard
Height	20 mm; Keyboard	20 mm; Keyboard
Depth	138.5 mm; Keyboard	138.5 mm; Keyboard
Width of the housing front	485 mm; Keyboard incl. drawer	485 mm; Keyboard incl. drawer
Height of housing front	45 mm; Keyboard incl. drawer	45 mm; Keyboard incl. drawer
Enclosure diameter	465 mm; Mounting depth drawer	465 mm; Mounting depth drawer
Weights		
Weight without packaging	8 000 g; Without accessories	8 000 g; Without accessories
Scope of supply		
Delivery quantity in pieces	1; Keyboard incl. drawer	1; Keyboard incl. drawer
Other		
Merchandise	Yes	Yes
Manufacturer name	ZF Friedrichshafen AG, Cherry GmbH, Electronic Systems	ZF Friedrichshafen AG, Cherry GmbH, Electronic Systems
Manufacturer's address	Cherrystr., 91275 Auerbach/OPf., Germany	Cherrystr., 91275 Auerbach/OPf., Germany
Target devices	Suitable for IPC and HMI devices with the corresponding interfaces (see manual)	Suitable for IPC and HMI devices with the corresponding interfaces (see manual)

Accessories

Input devices, cables

Technical specifications (continued)

Article number	6GF6710-3AE	6GF6710-3BG	6GF6710-3BE
	PS2 keyboard 19" de, touch pad	PS2 keyboard 19" INT, track ball	PS2 keyboard 19" INT, touch pad
General information			
Product type designation	PS/2 built-in keyboard DEU	PS/2 built-in keyboard INT	PS/2 built-in keyboard INT
Keyboard fonts			
• Design	Membrane keyboard	Membrane keyboard	Membrane keyboard
• Keyboard assignment	B3F, 101/102 or 104/105 OMRON	B3F, 101/102 or 104/105 OMRON	B3F, 101/102 or 104/105 OMRON
• Color of the buttons		Light gray	
• Color of the key inscription		Black	
• Key illumination	No	No	No
• Function keys			
- Number of function keys	12	12	12
- Programmable	Yes	Yes	Yes
• Number pad	Yes	Yes; Free-standing	Yes
• Status LED displays	Yes; Num, Caps and Scroll	Yes; Num, Caps and Scroll	Yes; Num, Caps and Scroll
- for number pad	Yes	Yes	Yes
- for Shift keys	Yes	Yes	Yes
Connection type			
• USB	Yes; With PS/2 USB adapter (not included in the scope of supply)	Yes; With PS/2 USB adapter (not included in the scope of supply)	Yes; With PS/2 USB adapter (not included in the scope of supply)
• PS/2	Yes	Yes	Yes
Frame size/design			
• Standard	Yes; For industrial applications	Yes; For industrial applications	Yes; For industrial applications
Installation type/mounting			
Rack mounting	No; Built-in keyboard, 19" rack	No	No; Built-in keyboard, 19" rack
Front mounting		Yes	
Wall mounting/direct mounting		No	
Input current			
Current consumption (rated value)	25 mA; Typical	35 mA; Typical	25 mA; Typical
Battery			
Battery-operated	No; maintenance-free	No; maintenance-free	No; maintenance-free
Degree and class of protection			
IP65 (all-round)		Yes; When the ball is actuated; mouse only IP55	
IP (at the front)	IP65		IP65
IP (rear)	IP20		IP20
Splashproof	Yes	Yes	Yes
Standards, approvals, certificates			
CE mark	Yes	Yes	Yes

Technical specifications (continued)

Article number	6GF6710-3AE PS2 keyboard 19" de, touch pad	6GF6710-3BG PS2 keyboard 19" INT, track ball	6GF6710-3BE PS2 keyboard 19" INT, touch pad
Ambient conditions			
Ambient temperature during operation			
• min.	0 °C	0 °C	0 °C
• max.	40 °C	40 °C	40 °C
Relative humidity			
• Operation, max.	90 %; no condensation	90 %; no condensation	90 %; no condensation
• Condensation permissible	No	No	No
Runs under operating system			
• Windows CE	Yes	Yes	Yes
• Windows Vista	Yes	Yes	Yes
• Windows XP	Yes	Yes	Yes
• Windows 7	Yes	Yes	Yes
Mechanics/material			
Material			
• Sheet steel	Yes	Yes	Yes
Enclosure material (front)			
• Plastic	Yes; AUTOTEX (R) V150	Yes; AUTOTEX (R) V150	Yes; AUTOTEX (R) V150
Service life			
• Number of operating cycles, keys	1 000 000; Operations (minimum)	1 000 000; Operations (minimum)	1 000 000; Operations (minimum)
Dimensions			
Width	482.6 mm	482.6 mm	482.6 mm
Height	42.5 mm	38 mm	42.5 mm
Depth	177.8 mm	177.8 mm	177.8 mm
Weights			
Weight without packaging	1 480 g	1 490 g	1 480 g
Scope of supply			
Delivery quantity in pieces	1; Built-in keyboard rack mounting	1; Built-in keyboard with stud bolts	1; Built-in keyboard rack mounting
Other			
Merchandise	Yes; TIPRO no. K-647 (K-847)	Yes; TIPRO no. K-842 (K-642)	Yes; TIPRO no. K-647 (K-847)
Manufacturer name	TIPRO Representative Office	TIPRO Representative Office	TIPRO Representative Office
Manufacturer's address	Vogelweg 20, 31785 Hameln, Germany	Vogelweg 20, 31785 Hameln, Germany	Vogelweg 20, 31785 Hameln, Germany
Target devices	Suitable for IPC and HMI devices with the corresponding interfaces (see manual)	Suitable for IPC and HMI devices with the corresponding interfaces (see manual)	Suitable for IPC and HMI devices with the corresponding interfaces (see manual)
Note:	Suitable PS/2 USB adapter (keyboard/mouse): 1x USB 1.1, plug A on 2x PS/2 sockets, 0.20 m, black; manufacturer: Renkforce; supply by Conrad Elektronik, order no.: 1360251 - 62	Suitable PS/2 USB adapter (keyboard/mouse): 1x USB 1.1, plug A on 2x PS/2 sockets, 0.20 m, black; manufacturer: Renkforce; supply by Conrad Elektronik, order no.: 1360251 - 62	Suitable PS/2 USB adapter (keyboard/mouse): 1x USB 1.1, plug A on 2x PS/2 sockets, 0.20 m, black; manufacturer: Renkforce; supply by Conrad Elektronik, order no.: 1360251 - 62

Accessories

Input devices, cables

Ordering data	Article No.	Article No.	
USB keyboard TKL-105 IP68 keyboard, black, with USB connection <ul style="list-style-type: none"> with German layout with international US layout 	6AV6881-0AU14-0AA0 6AV6881-0AU14-1AA0	Built-in keyboard, trackball, international Built-in keyboard with trackball, PS/2	6GF6710-3BG
USB keyboard TKV-086 IP65 stainless steel Desktop keyboard, INOX vandal-proof, also suitable for PRO system ¹⁾ , Incl. 4 plastic adhesive feet ²⁾ , cable holder/ties for fixing the USB cable. IP65 keyboard stainless steel with IP67 USB connection, incl. accessories <ul style="list-style-type: none"> with German layout with international US layout 	6AV6881-0AU14-0DB0 6AV6881-0AU14-1DB0	USB 2.0 mouse For HMI Panels, programming devices and IPCs with corresponding interfaces. Color: Anthracite	6AV2181-8AT00-0AX0
IP65 stainless steel keyboard in RAL9023 (gray) IP65 stainless steel keyboard in RAL9023 (gray) for installation on all fully-enclosed 4:3 PRO devices with suitable mechanics. With numeric keypad, layout: US, tiltable, mouse cursor control via integrated keys, and USB connection	6AV7674-0NE00-0AA0	USB cables ³⁾	
USB keyboard INT for PRO devices IP65 stainless steel keyboard in RAL9006 (silver) for installation on all fully-enclosed 16:9 PRO devices with suitable mechanics. With numeric keypad, layout: US, tiltable, mouse cursor control via integrated keys, and USB connection	6AV7674-1NE00-0AA0	USB cable 2.0 <ul style="list-style-type: none"> Type A female USB A, IP20 / male USB A, IP20, length 2.5 m Type B with M20 screw sealing, female USB A, IP67 / male USB A, IP20, length 0.8 m Type C with M20 screw sealing, female USB A, IP67 / male USB A, IP20, length 2.5 m Type D female, USB A, IP67 / male USB A, IP20, length 2.5 m 	6AV6881-0AF21-0LB0 6AV6881-0AF22-0DC0 6AV6881-0AF22-0LC0 6AV6881-0AF21-0LC0
Tray for PRO devices For installation on all fully-enclosed IP65 PRO devices with suitable mechanics. With 2x USB connection sockets including USB cable. Unused socket can be sealed to IP65 <ul style="list-style-type: none"> Tray in RAL9023 (gray) for all fully-enclosed IP65 4:3 PRO devices Tray in RAL9006 (silver) for all fully-enclosed IP65 16:9 PRO devices 	6AV7674-0NE01-0AA0 6AV7674-1NE01-0AA0	SIMATIC RF1060R Access Control Reader Access control reader with USB interface; can only be used to a limited extent in outdoor environments -25 to +55 °C; incl. 1.8 m connecting cable	6GT2831-6AA50
Membrane keyboard IP65 with touchpad, PS/2 <ul style="list-style-type: none"> with German layout with international US layout 	6GF6710-2AC 6GF6710-2BC	SIMATIC RF200 card holder Optional, for clipping onto the RF1060R Access Control Reader card. Can be temporarily stored on the reader.	6GT2890-0CA00
Slide-in keyboard 19" Slide-in keyboard with trackball, PS/2 <ul style="list-style-type: none"> with German layout with international US layout 	6GF6710-3BJ 6GF6710-3BK	RFID D400 replacement cards Transponder MDS, ISO 15693: Minimum order quantity 50 units	6GT2600-4AD00
Built-in keyboard, touchpad 19" built-in keyboard, 4U with touchpad, PS/2 <ul style="list-style-type: none"> with German layout with international US layout 	6GF6710-3AE 6GF6710-3BE	RFID E600 replacement cards MOBY E (MIFARE, ISO 14443) Minimum order quantity 50 units	6GT2300-0AA00

¹⁾ Further mechanical attachment parts (keyboard tray, etc.) are required for use on PRO systems. Observe the respective specifications of the target systems!

²⁾ Plastic adhesive feet can be attached on the underside of the keyboard at the marked locations.

³⁾ With specification IP20, the connector type specified on the cable corresponds to a standard USB connector. With specification IP67, it corresponds to a connector with IP67-protected screw connection. IP67 connectors are fitted with a cover to ensure degree of protection IP67 even when the connector is unplugged and the cover is unscrewed. In some cases a M20 screw sealing is already part of the cable. This version can be used for IP65 transitions (PRO system/control cabinet). The IP67 sockets are also suitable for standard USB connectors, however in those cases the degree of protection is reduced to IP20.
 Note:
 A maximum cable length of 3 m should not be exceeded!

More information

Certificates:

Import/export certificates are available for downloading from Industry Online Support/Product Support:

<https://support.industry.siemens.com/cs/products>

Enter the "Article No." as the search term and select "Certificate" as the Entry type.

You can always find the current certification for trade goods on the manufacturer's home page.
The manufacturer data appear at the end of the technical specifications.

Notes:

The degree of protection stated for input media does not apply to the USB connection pieces.

IP20 is typical for use with USB interfaces, without any particular degree of protection.

If you need to modify or supplement the products described here, we'll be pleased to provide the necessary information at: "Custom made products".

Photos and product images may differ from the actual product.

Detailed technical specifications, content information, quantities and compatible core products are listed online in the technical specifications of the respective accessory.
Industry Mall:

<https://mall.industry.siemens.com>

If you use the TIA Selection Tool (selection guide) to find your core product, the appropriate accessories are also displayed automatically. This facilitates selection of suitable accessories.

<http://www.siemens.com/tia-selection-tool>

Data sheets and manufacturer declarations are available for downloading in the Online Support area.

<http://support.automation.siemens.com>

Accessories

Input tools

Overview



SIMATIC HMI accessories, capacitive touch pen system

Input tools

Input tools facilitate operation and input in difficult environments.

Touch pens are often extremely useful when operating touch displays, particularly if you are wearing gloves, because you can operate small buttons or input fields precisely despite the gloves.

Touch pens also protect the display from dirt and scratching during operation and when used in extreme environments.

The following input tools are available for operating the touch display:

- Touch pen
- Touch pen holder
- Spare caps for touch pens

Please be sure to note the correct touch system when ordering.

Not all touch pens are compatible with all touch types. There are touch pens available for both resistive and capacitive touch systems.

Note:

Continuous operation with hard touch pens on the same part of the display can significantly reduce the service life of a touch screen.

A longer service life can be achieved by using soft, wide-tip pens and variable-position input fields.

Technical specifications

Article number	6AV7672-1JB00-0AA0	6AV2181-8AV20-0AX0	6AV2181-8AV60-0AX0	6AV6645-7AB14-0AS0
	Touch pen, thick, resistive	Touch pen system	Touch pen caps	Touch pen, thin, resistive
General information				
Product type designation	Touch pen, thick, resistive technology	Touch pen system capacitive technology	Touch pen caps	Touch pen, thin, resistive technology
Frame size/design				
• Standard	Yes; For industrial applications	Yes; For industrial applications	Yes; Special cap for capacitive touch pens	Yes; For industrial applications
• Exceptional		Yes; Spare caps can be stowed in the pen		
• Ergonomic	Yes; With holder	Yes; With holder		
Installation type/mounting				
Mounting type		Wall-mounting bracket can be mounted with mounting disk, 2x M3 screw or adhesive pads		
Front mounting		Yes; also optimized for PRO Extension Unit 22.5 mm opening (from HS01)		
Wall mounting/direct mounting	Yes; Screw-on clamping holder and elastic attachment cord	Yes	Yes; Capacitive touch system	Yes; using 40 cm retaining cord
Degree and class of protection				
IP (at the front)		IP65 (depending on mounting)		

Technical specifications (continued)


Article number	6AV7672-1JB00-0AA0	6AV2181-8AV20-0AX0	6AV2181-8AV60-0AX0	6AV6645-7AB14-0AS0
	Touch pen, thick, resistive	Touch pen system	Touch pen caps	Touch pen, thin, resistive
Ambient conditions				
Suited for indoor use		Yes		
Suited for outdoor use		Yes		
Ambient temperature during operation				
• min.	-40 °C; at temperatures below 10 °C and above 30 °C, the use of suitable gloves is recommended	-40 °C; at temperatures below 10 °C and above 30 °C, the use of suitable gloves is recommended	-40 °C	-40 °C
• max.	80 °C	80 °C; at temperatures below 10 °C and above 30 °C, the use of suitable gloves is recommended	80 °C	80 °C
Relative humidity				
• Operation, max.	90 %	95 %	90 %	90 %
Mechanics/material				
Material				
• Plastic	Yes; Touch pen SIMATIC HMI	Yes; Attachment cord	Yes	Yes
• Aluminum		Yes; Touch pen, wall-mounting bracket		
• Sheet steel	Yes; Mounting			
Screw type				
• Torx	Yes			No
Dimensions				
Width			8 mm	
Height	155 mm; Length	150 mm; Length	8 mm	125 mm; Length
Thickness	20 mm; Diameter	14 mm; Diameter	8 mm	8 mm; Diameter
Enclosure diameter		37 mm; Diameter wall-mounting bracket		
Mounting cutout, height		39 mm; Height wall-mounting bracket		
Weights				
Weight without packaging		0.13 kg	0.8 g	
Scope of supply				
Delivery quantity in pieces	1; Optional for Extension Units of the PRO devices	1; 1x touch pen with string, wall-mounting bracket, M6 screw, mounting disk, O-ring, adhesive pads, spare caps for touch pen	10; Caps for touch pen	5; Incl. retaining cord for Mobile Panel 277 10"
Other				
Merchandise	Yes	Yes; Function depending on touch sensitivity, not suitable for Ceran cooktops, MP377 Daylight, possibly others	Yes	Yes
Manufacturer name	SIEMENS AG	QUERUM Maschinenbau GmbH	QUERUM Maschinenbau GmbH	SIEMENS AG
Manufacturer's address	Gleiwitzerstraße 555, 90475 Nuremberg, Germany	An der Autobahn L8, 91161 Hilpoltstein, Germany	An der Autobahn L8, 91161 Hilpoltstein, Germany	Gleiwitzerstraße 555, 90475 Nuremberg, Germany
Target devices	for resistive touch screens, optimized for operating while wearing gloves	For common capacitive and resistive touch systems	Pen for touch system, capacitive, aluminum	for resistive touch screens
Note:		Length of the interconnecting lead 53 cm to 100 cm		

Accessories

Input tools

Ordering data	Article No.	More information
Touch pen, thick, resistive For resistive touch screen, optimized for operation with gloves, including screw-on wall bracket	6AV7672-1JB00-0AA0	Note: Photos and product images may differ from the actual product.
Touch pen, thin, resistive For resistive touch screen, with retaining cord for Mobile Panel 277 10" and other resistive touch screens	6AV6645-7AB14-0AS0	Detailed technical specifications, content information, quantities and compatible core products are listed online in the technical specifications of the respective accessory. Industry Mall: https://mall.industry.siemens.com
Touch pen system, aluminum, capacitive For capacitive or resistive touch screens, pen including holder for 22.5 mm, screw or glue into place for capacitive or resistive touch screens	6AV2181-8AV20-0AX0	If you use the TIA Selection Tool (selection guide) to find your core product, the appropriate accessories are also displayed automatically. This facilitates selection of suitable accessories. http://www.siemens.com/tia-selection-tool
Touch pen caps Replacement caps for touch pens used with capacitive or resistive touch screens. Also optimized for PRO systems.	6AV2181-8AV60-0AX0	Data sheets and manufacturer declarations are available for downloading in the Online Support area. http://support.automation.siemens.com

Overview



HMI connecting components

The following HMI connecting components are available for our operator panels and industrial PCs:

- **Converters**
change signals from one physical system to another.
Example: An RS 232 V.24 signal is converted to a TTY 20mA signal. The transmitted data is not affected.
- **Connectors**
are used for connecting devices or expansion components to the power supply, data cables or I/O devices.
- **Adapters**
can modify the pinning, as well as the output direction of a connector attached to the core product. It is also possible to implement transitions from "n"-pin" to "x"-pin.

Technical specifications

Article number	6AV6671-8XE00-0AX0 RS422 to RS232 converter	6AV6671-8XJ00-0AX0 RS422 to TTY converter
General information		
Product type designation	Converter, RS 422 to RS 232	Converter RS 422 to TTY
Installation type/mounting		
Wall mounting/direct mounting	Yes; Can be screwed onto the HMI	Yes; Can be screwed onto the HMI
Interfaces		
HMI-side interface		
• Number of pins HMI-side	9; Male (RS 422)	9; Male (RS 422)
Device-side interface		
• Number of pins device-side	9; Female (RS 232)	15; Female (TTY)
Degree and class of protection		
IP (all-round)	none	none
Standards, approvals, certificates		
CE mark	Yes	Yes
Ambient conditions		
Ambient temperature during operation		
• min.	0 °C	0 °C
• max.	55 °C	55 °C
Relative humidity		
• Operation, max.	95 %	95 %
Mechanics/material		
Enclosure material (front)		
• Plastic	Yes	Yes
Screw type		
• 4.5 V	Yes; HMI page	Yes; HMI page
Torques/forces		
• Tightening torque, min.	0.18 N·m; Insufficient torque can lead to loosening of the screws	
• Tightening torque, max.	0.2 N·m	0.2 N·m
• Tightening torque, recommended	0.2 N·m; Higher torques may damage the product	
Dimensions		
Width x Height x Thickness in mm	31 x 50 x 11	42 x 62 x 11
Weights		
Weight without packaging	26 g	28 g
Scope of supply		
Delivery quantity in pieces	1	1
Other		
Merchandise	No	No
Manufacturer name	SIEMENS AG	SIEMENS AG
Manufacturer's address	Gleiwitzerstraße 555, 90475 Nuremberg, Germany	Gleiwitzerstraße 555, 90475 Nuremberg, Germany
Target devices	suitable for all SIMATIC HMI RS 422 interfaces, for details refer to the operating instructions of the respective device	

Accessories

HMI connecting components

Technical specifications (continued)

Article number	6AV6671-8XA00-0AX0	6AV6881-0HE20-0AA0	6AV6671-3XY38-4AX0	6AV6671-3XY48-4AX0	6AV6671-3XY58-4AX0
	Connector, female, 2-pin, type 1	Connector, female, 8-pin	Connector, female, 12-pin	Connector, female, 16-pin	Connector, female, 24-pin
General information					
Product type designation	Connector, female, 2-pin, type 1	Connector, female, 8-pin	Connector, female, 12-pin	Connector, female, 16-pin	Connector, female, 24-pin
Frame size/design					
• Standard	Yes; Z shape				
Installation type/mounting					
Mounting type			Conductor cross-section 0.14 to 1.5 mm ²	Conductor cross-section 0.14 to 1.5 mm ²	
Wall mounting/direct mounting	Yes; can be plugged into SIMATIC HMI device	Yes; can be plugged into SIMATIC HMI device	Yes; can be plugged into SIMATIC HMI device	Yes; can be plugged into SIMATIC HMI device	Yes; can be plugged into SIMATIC HMI device
Supply voltage					
Rated value (DC)	24 V	24 V	24 V	24 V	24 V
Input current					
Current consumption (rated value)			9 A; Typical, maximum value	9 A; Typical, maximum value	
Interfaces					
HMI-side interface					
• Number of pins HMI-side	2; Male	8; Female	12; Female, spring-loaded terminals, 3.5 mm grid	16; Female, spring-loaded terminals, 3.5 mm grid	24; Female
Device-side interface					
• Number of pins device-side	2; Female, screw terminals	8; Female, spring-loaded terminals	12; Female, spring-loaded terminals	16; Female, spring-loaded terminals 0.75 mm ²	24; Female, spring-loaded terminals 0.75 mm ²
Standards, approvals, certificates					
CE mark		Yes	Yes	Yes	Yes
cULus			Yes; cURus	Yes; cURus	
Use in hazardous areas					
• ATEX Zone 2	Yes; Device-dependent, see operating instructions		Yes; Device-dependent, see operating instructions	Yes; Device-dependent, see operating instructions	
• ATEX Zone 22	Yes; Device-dependent, see operating instructions		Yes; Device-dependent, see operating instructions	Yes; Device-dependent, see operating instructions	
• IECEx Zone 2	Yes; Device-dependent, see operating instructions		Yes; Device-dependent, see operating instructions	Yes; Device-dependent, see operating instructions	
• IECEx Zone 22	Yes; Device-dependent, see operating instructions		Yes; Device-dependent, see operating instructions	Yes; Device-dependent, see operating instructions	
• cULus Class I Zone 1	Yes; Device-dependent, see operating instructions		Yes; Device-dependent, see operating instructions	Yes; Device-dependent, see operating instructions	
• cULus Class I Zone 2, Division 2	Yes; Device-dependent, see operating instructions		Yes; Device-dependent, see operating instructions	Yes; Device-dependent, see operating instructions	
• FM Class I Division 2	Yes; Device-dependent, see operating instructions		Yes; Device-dependent, see operating instructions	Yes; Device-dependent, see operating instructions	
Marine approval					
• Germanischer Lloyd (GL)			Yes; Always comply with the operating instructions of the target device.	Yes; Always comply with the operating instructions of the target device.	
• American Bureau of Shipping (ABS)			Yes; Always comply with the operating instructions of the target device.	Yes; Always comply with the operating instructions of the target device.	

Technical specifications (continued)

Article number	6AV6671-8XA00-0AX0 Connector, female, 2-pin, type 1	6AV6881-0HE20-0AA0 Connector, female, 8-pin	6AV6671-3XY38-4AX0 Connector, female, 12-pin	6AV6671-3XY48-4AX0 Connector, female, 16-pin	6AV6671-3XY58-4AX0 Connector, female, 24-pin
<ul style="list-style-type: none"> • Bureau Veritas (BV) • Det Norske Veritas (DNV) • Korean Register of Shipping (KRS) • Lloyds Register of Shipping (LRS) • Nippon Kaiji Kyokai (Class NK) • Polski Rejestr Statkow (PRS) • Chinese Classification Society (CCS) 			Yes; Always comply with the operating instructions of the target device.	Yes; Always comply with the operating instructions of the target device.	
Ambient conditions					
Suited for indoor use			Yes; Flammability class according to UL 94-V0	Yes; Flammability class according to UL 94-V0	
Suited for outdoor use			Yes; possible under certain conditions	Yes; possible under certain conditions	
Ambient temperature during operation					
• min.	0 °C	0 °C	0 °C	0 °C	0 °C
• max.	55 °C	55 °C	55 °C	55 °C	55 °C
Relative humidity					
• Operation, max.	95 %	80 %	80 %	80 %	95 %

Accessories

HMI connecting components

Technical specifications (continued)

Article number	6AV6671-8XA00-0AX0 Connector, female, 2-pin, type 1	6AV6881-0HE20-0AA0 Connector, female, 8-pin	6AV6671-3XY38-4AX0 Connector, female, 12-pin	6AV6671-3XY48-4AX0 Connector, female, 16-pin	6AV6671-3XY58-4AX0 Connector, female, 24-pin
Mechanics/material					
Material					
• Plastic	Yes; green	Yes; PA 66 GF 30	Yes; Insulating material PA66 GF30, actuators PA66/6	Yes; Insulating material PA66 GF30, actuators PA66/6	
Enclosure material (front)					
• Plastic	Yes; Contact spacing 5.08 mm	Yes; Spring-loaded terminals 1.5 mm ²	Yes; Spring-loaded terminals 1.5 mm ²	Yes; Spring-loaded terminals 1.5 mm ²	Yes; Spring-loaded terminals 1.5 mm ²
Enclosure color (front)		RAL 9011 (black)	Black	Black	
Enclosure color (rear)		RAL 9011 (black)			
Screw type					
• 4.5 V	Yes; Screw terminals				
Service life					
• Mechanical service life (mating cycles)			25	25	
Dimensions					
Width	10 mm	10.5 mm; 8-pin connector	21 mm; 12-pin connector	28 mm; 16-pin connector	16 mm
Height	15 mm	20 mm	15.2 mm	15.2 mm	54 mm
Depth			26.25 mm	26.25 mm	
Thickness	27 mm	20 mm			20 mm
Weights					
Weight, approx.			7.9 g	10.5 g	
Weight without packaging		5.3 g; Per unit			
Scope of supply					
Delivery quantity in pieces	10	10; Without ejector	10; Without ejector	10; Without ejector	4; with ejector
Other					
Merchandise	Yes	Yes; B2CF 3.50/08/180 SN BK BX O/N:1277480000	Yes	Yes	Yes
Manufacturer name	SIEMENS AG	Weidmüller Interface GmbH & Co. KG	Weidmüller Interface GmbH & Co. KG	SIEMENS AG	SIEMENS AG
Manufacturer's address	Gleiwitzerstraße 555, 90475 Nuremberg, Germany	Klingenbergstraße 16, 32758 Detmold, Germany	Klingenbergstraße 16, 32758 Detmold, Germany	Gleiwitzerstraße 555, 90475 Nuremberg, Germany	Gleiwitzerstraße 555, 90475 Nuremberg, Germany
Target devices	for Comfort Panel, IPC, Flat Panel, Thin Client	suitable for all appropriate interfaces	for KP8 PN	for KP8F PN, KP32F PN	for KP32F PN

Technical specifications (continued)

Article number	6ES7193-4JB00-0AA0 Connector, female, 2x2-pin	Article number	6ES7193-4JB00-0AA0 Connector, female, 2x2-pin
General information		Ambient temperature during storage/transportation	
Product type designation	Connector, female, 2x2-pin	• min.	-20 °C
Installation type/mounting		• max.	70 °C
Wall mounting/direct mounting	Yes; can be plugged into SIMATIC HMI device	Mechanics/material	
Supply voltage		Design of housing	plastic
Rated value (DC)	24 V	Dimensions	
Interfaces		Width	10 mm
HMI-side interface		Height	22 mm
• Number of pins HMI-side	2; Outgoing side jumpered internally, color-coded	Thickness	25 mm
Device-side interface		Scope of supply	
• Number of pins device-side	4; Female, spring-loaded terminals 0.75 mm ²	Delivery quantity in pieces	10
Standards, approvals, certificates		Other	
CE mark	Yes	Merchandise	Yes
RoHS conformity	Yes	Manufacturer name	SIEMENS AG
China RoHS compliance	Yes	Manufacturer's address	Gleiwitzerstraße 555, 90475 Nuremberg, Germany
		Note:	For ET 200S, interface module, KP32F, PN/PN coupler

Article number	6AV6671-8XD00-0AX0 90 degree bracket adapter, 1:1	6ES7648-3AG00-0XA0 Displayport to VGA adapter	6ES7648-3AF00-0XA0 Displayport to DVI-D Adapter
General information			
Product type designation	90 degree angle adapter, 1:1	PCI to VGA adapter	PCI to DVI-D adapter
Installation type/mounting			
Wall mounting/direct mounting	Yes; Can be screwed onto the HMI		
Interfaces			
Interfaces/bus type		DisplayPort to VGA adapter	DisplayPort to DVI-D adapter
HMI-side interface			
• Number of pins HMI-side	9; Male		
Device-side interface		For onboard interfaces and PCI graphics card NVS 295	For onboard interfaces and PCI Express graphics card NVS 295
• Number of pins device-side	9; Female		
Degree and class of protection			
IP (all-round)	none		
Standards, approvals, certificates			
CE mark	Yes		Yes
Ambient conditions			
Ambient temperature during operation			
• min.	0 °C	0 °C	
• max.	55 °C	50 °C	
Relative humidity			
• Operation, max.	95 %		
• Condensation permissible		No	
Cables			
Cable length		178 mm; incl. connector	

Accessories

HMI connecting components

Technical specifications (continued)

Article number	6AV6671-8XD00-0AX0	6ES7648-3AG00-0XA0	6ES7648-3AF00-0XA0
	90 degree bracket adapter, 1:1	Displayport to VGA adapter	Displayport to DVI-D Adapter
Mechanics/material			
Enclosure material (front)			
• Aluminum casting	Yes		
Screw type			
• 4.5 V	Yes; HMI page		
Torques/forces			
• Tightening torque, min.	0.18 N·m; Insufficient torque can lead to loosening of the screws		
• Tightening torque, max.	0.2 N·m		
• Tightening torque, recommended	0.2 N·m; Higher torques may damage the product		
Dimensions			
Width	31 mm	36 mm; Widest point	44 mm; Widest point
Height	25 mm	11.9 mm; Highest point	20 mm; Highest point
Thickness	25 mm		
Weights			
Weight without packaging	34 g		
Scope of supply			
Delivery quantity in pieces	1	1; Quantity	1; Quantity
Other			
Merchandise	No	No	No
Manufacturer name	SIEMENS AG	SIEMENS AG	SIEMENS AG
Manufacturer's address	Gleiwitzerstraße 555, 90475 Nuremberg, Germany	Gleiwitzerstraße 555, 90475 Nuremberg, Germany	Gleiwitzerstraße 555, 90475 Nuremberg, Germany
Target devices	suitable for all appropriate interfaces	SIMATIC Rack IPC427D, IPC477D, IPC547D, IPC547E, IPC627D, IPC647C, IPC647D, IPC677D, IPC827D, IPC847C, IPC847D	SIMATIC Rack IPC227E, IPC277E, IPC427D, IPC477D, IPC547D, IPC547E, IPC627D, IPC647C, IPC647D, IPC677D, IPC827D, IPC847C, IPC847D
Note:		Trade goods: BizLink KS10031-072	Trade goods: BizLink KS10009-9-172

Ordering data	Article No.	Ordering data	Article No.
Converters		Adapters	
RS422 to RS232 converter 9-pin male contact (on HMI) to 9-pin male contact, to be screwed onto HMI RS422 interface, cable outlet 180 degrees, for connection of non-Siemens PLC	6AV6671-8XE00-0AX0	90 degree angle adapter 9-pin male contact (on HMI) to 9-pin socket, 1:1 connection, to be screwed onto the RS485/422/232 HMI interface, or any other suitable interface	6AV6671-8XD00-0AX0
RS422 to TTY converter 9-pin male contact (on HMI) to 15-pin socket, to be screwed onto HMI RS422 interface, 180 degree cable outlet, for the connection to SIMATIC S5	6AV6671-8XJ00-0AX0	VGA and DVI adapters For onboard interfaces and PCI-Express graphics card NVS 295 • Display port to VGA adapter • Display port to DVI-D adapter	6ES7648-3AG00-0XA0 6ES7648-3AF00-0XA0
Plugs		More information	
24 V DC plug (2-pin) For all SIMATIC HMI Panels, without screw fixing, loop-through not possible. Approved for all SIMATIC HMI Panels except Key Panels.	6AV6671-8XA00-0AX0	Note: Photos and product images may differ from the actual product. Detailed technical specifications, content information, quantities and compatible core products are listed online in the technical specifications of the respective accessory. Industry Mall: https://mall.industry.siemens.com If you use the TIA Selection Tool (selection guide) to find your core product, the appropriate accessories are also displayed automatically. This facilitates selection of suitable accessories. http://www.siemens.com/tia-selection-tool Data sheets and manufacturer declarations are available for downloading in the Online Support area. http://support.automation.siemens.com	
24 V DC plug (2-pin) (can be looped through) For all SIMATIC HMI Panels, without screw fixing, loop through possible, even with unconnected plug. Approved for Key Panels.	6ES7193-4JB00-0AA0		
Plug, female, 2-pin, type 2 24 V DC for IPCs and Thin Client	A5E03604831		
Plug, female, 2-pin, type 3 24 V DC for IPCs, with screw fixing	A5E02717632		
Plug, female, 3-pin, type 1 24 V DC for IPCs, PCUs and Flat Panels	A5E03404000		
8-pin connection plug 8-pin, 24 V DC for Extension Unit, etc.	6AV6881-0HE20-0AA0		
12-pin connection plug 12-pin, 24 V DC for SIMATIC HMI Key Panel KP8 PN	6AV6671-3XY38-4AX0		
16-pin connection plug 16-pin, 24 V DC for SIMATIC HMI Key Panel KP8F PN and Key Panel KP32F PN	6AV6671-3XY48-4AX0		
24-pin connection plug 24-pin, 24 V DC for SIMATIC HMI Key Panel KP32F PN	6AV6671-3XY58-4AX0		

Accessories

IWLAN accessories

Overview



Moby D data card transponder

Ordering data

SCALANCE

SCALANCE W761-1 RJ45 Access Points

- National approvals for operation outside the U.S.
- National approvals for operation in the USA

6GK5761-1FC00-0AA0

6GK5761-1FC00-0AB0

SCALANCE W774-1 RJ45 Access Points ¹⁾

- National approvals for operation outside the U.S.
- National approvals for operation in the USA

6GK5774-1FX00-0AA0

6GK5774-1FX00-0AB0

SCALANCE W774-1 M12 EEC Access Points ¹⁾

- National approvals for operation outside the U.S.
- National approvals for operation in the USA

6GK5774-1FY00-0TA0

6GK5774-1FY00-0TB0

SCALANCE W788-1 RJ45 Access Points ¹⁾

- National approvals for operation outside the U.S.
- National approvals for operation in the USA

6GK5788-1FC00-0AA0

6GK5788-1FC00-0AB0

SCALANCE W788-2 RJ45 Access Points ¹⁾

- National approvals for operation outside the U.S.
- National approvals for operation in the USA

6GK5788-2FC00-0AA0

6GK5788-2FC00-0AB0

SCALANCE W788-1 M12 Access Points ¹⁾

- National approvals for operation outside the U.S.
- National approvals for operation in the USA

6GK5788-1GD00-0AA0


6GK5788-1GD00-0AB0

Ordering data	Article No.	Article No.
SCALANCE W788-2 M12 Access Points ¹⁾ <ul style="list-style-type: none"> National approvals for operation outside the U.S. National approvals for operation in the USA 	6GK5788-2GD00-0AA0 6GK5788-2GD00-0AB0	MOBY D accessories MOBY D, MDS D100 1 unit, contents: 50 units
SCALANCE W788-2 M12 EEC Access Points ¹⁾ <ul style="list-style-type: none"> National approvals for operation outside the U.S. National approvals for operation in the USA 	6GK5788-2GD00-0TA0 6GK5788-2GD00-0TB0	RF200 Access Control Reader RF1060R ISO 14443 A/B Mifare, ISO15693 USB interface IP 65 front, -25 °C ... +55 °C 90 x 62 x 25 mm L x W x H With integrated antenna incl. 1.8 m connecting cable
SCALANCE W786-1 RJ45 Access Points ¹⁾ <ul style="list-style-type: none"> National approvals for operation outside the U.S. National approvals for operation in the USA 	6GK5786-1FC00-0AA0 6GK5786-1FC00-0AB0	Spacer 1 unit
SCALANCE W786-2 RJ45 Access Points ¹⁾ <ul style="list-style-type: none"> National approvals for operation outside the U.S. National approvals for operation in the USA 	6GK5786-2FC00-0AA0 6GK5786-2FC00-0AB0	Fixing pocket 1 unit
SCALANCE W786-2 RJ45 Access Points ¹⁾ <ul style="list-style-type: none"> National approvals for operation outside the U.S. National approvals for operation in the USA 	6GK5786-2FC00-0AA0 6GK5786-2FC00-0AB0	¹⁾ iFeatures can be optionally connected using KEY-PLUG W780 iFeatures
SCALANCE W786-2IA RJ45 Access Points ¹⁾ <ul style="list-style-type: none"> National approvals for operation outside the U.S. National approvals for operation in the USA 	6GK5786-2HC00-0AA0 6GK5786-2HC00-0AB0	More information Note: Photos and product images may differ from the actual product. Detailed technical specifications, content information, quantities and compatible core products are listed online in the technical specifications of the respective accessory. Industry Mall: https://mall.industry.siemens.com If you use the TIA Selection Tool (selection guide) to find your core product, the appropriate accessories are also displayed automatically. This facilitates selection of suitable accessories. http://www.siemens.com/tia-selection-tool Data sheets and manufacturer declarations are available for downloading in the Online Support area. http://support.automation.siemens.com
SCALANCE W786-2 SFP Access Points ¹⁾ <ul style="list-style-type: none"> National approvals for operation outside the U.S. National approvals for operation in the USA 	6GK5786-2FE00-0AA0 6GK5786-2FE00-0AB0	
KEY-PLUG W780 iFeatures	6GK5907-8PA00	
PS791-2DC power supply 24 V DC power supply for installation in SCALANCE W-786 products; operating instructions in English/German	6GK5791-2DC00-0AA0	
PS791-2AC power supply 110 V AC to 230 V AC power supply for installation in SCALANCE W-786 products; operating instructions in English/German	6GK5791-2AC00-0AA0	

Accessories

Power supply units, power supply cables

Overview



HMI accessories, power supply units, cables, series

Power supply unit and connecting cables

The external power supply unit is intended for laboratory and office operation only.

The following power supply units and non-heating apparatus cables are available:

- Mobile Panel IWLAN power supply unit without non-heating apparatus cable
- Mobile Panel IWLAN power supply unit with non-heating apparatus cable
- Non-heating apparatus cable for Box and Panel PCs

Technical specifications

Article number	6AV6671-5CN00-0AX3 Power supply AC/DC, external
General information	
Product type designation	Power supply, connecting cable
Control elements	
Functional lighting	Yes; LED indicator for power on
Frame size/design	
• Standard	Yes; For industrial applications
Supply voltage	
Type of supply voltage	100 - 240 V AC
Input current	
Current consumption (rated value)	1.4 A; 50 - 60 Hz
Output voltage	
Rated value (DC)	12 V
Output current	
Current output (rated value)	5 A
Standards, approvals, certificates	
CE mark	Yes; TÜV EN 60950-1, BSMI CNS14336
cULus	Yes
Ambient conditions	
Suited for indoor use	Yes
Suited for outdoor use	No
Ambient temperature during operation	
• min.	-30 °C
• max.	50 °C; Up to 70 °C, see manufacturer's data sheet
Relative humidity	
• Operation, max.	90 %; Non-condensing (max. 95% humidity for storage)
Cables	
Cable length	
• Input side	0 m; 3-pole AC inlet IEC320-C14, Class power unit
• Output side	1 m; With ferrite core
Color of cable sheath	Black

Article number	6AV6671-5CN00-0AX3 Power supply AC/DC, external
Connection method	
Connector type	Connector 5.5 mm jack (-) / 2.1 mm pin (+) 12 V DC
Mechanics/material	
Material	
• Plastic	Yes
Color	Black
Service life	
• Mechanical service life (mating cycles)	1; See manufacturer's data sheet
Dimensions	
Width	125 mm
Height	50 mm
Thickness	31.5 mm
Weights	
Weight without packaging	305 g
Scope of supply	
Delivery quantity in pieces	1; Incl. DC cable with P1J jack connector, excl. 3-pin AC connecting cable IEC320-C14
Other	
Merchandise	Yes; MeanWell GST60A12-P1J
Manufacturer name	Elpro GmbH Importeur (MEAN WELL)
Manufacturer's address	Marzahnner Straße 34, 13053 Berlin, Germany
Target devices	Standard power supply, e.g. suitable for Mobile Panel IWLAN (always see the Operating Instructions for the target device)
Note:	Manufacturer's address = importer's address (for manufacturer, see commercial goods information text)

Accessories

Power supply units, power supply cables

Technical specifications (continued)

Article number	6AV2181-5AL10-0AX0 Power supply, ext., Mobile P. IWLAN DE	6AV2181-5AL20-0AX0 Power supply, ext., Mobile P. IWLAN UK	6AV2181-5AL30-0AX0 Power supply, ext., Mobile P. IWLAN SW	6AV2181-5AL40-0AX0 Power supply, ext., Mobile P. IWLAN US	6AV2181-5AL50-0AX0 Power supply, ext., Mobile P. IWLAN IT	6AV2181-5AL60-0AX0 Power supply, ext., Mobile P. IWLAN CN
General information						
Product type designation	External power supply unit	External power supply unit	External power supply unit	External power supply unit	External power supply unit	External power supply unit
Supply voltage						
Type of supply voltage	100 - 240 V AC	100 - 240 V AC	100 - 240 V AC	100 - 240 V AC	100 - 240 V AC	100 - 240 V AC
Input current						
Current consumption (rated value)	1.4 A; 50 - 60 Hz	1.4 A; 50 - 60 Hz	1.4 A; 50 - 60 Hz	1.4 A; 50 - 60 Hz	1.4 A; 50 - 60 Hz	1.4 A; 50 - 60 Hz
Output voltage						
Rated value (DC)	12 V	12 V	12 V	12 V	12 V	12 V
Output current						
Current output (rated value)	5 A	5 A	5 A	5 A	5 A	5 A
Standards, approvals, certificates						
CE mark	Yes; UL 69950, TÜV EN 600950-1, BSMI CNS14336, CCC GB4942 approved	Yes; UL 69950, TÜV EN 600950-1, BSMI CNS14336, CCC GB4942 approved	Yes; UL 69950, TÜV EN 600950-1, BSMI CNS14336, CCC GB4942 approved	Yes; UL 69950, TÜV EN 600950-1, BSMI CNS14336, CCC GB4942 approved	Yes; UL 69950, TÜV EN 600950-1, BSMI CNS14336, CCC GB4942 approved	Yes; UL 69950, TÜV EN 600950-1, BSMI CNS14336, CCC GB4942 approved
Ambient conditions						
Ambient temperature during operation						
• min.	-10 °C	-10 °C	-10 °C	-10 °C	-10 °C	-10 °C
• max.	50 °C	50 °C	50 °C	50 °C	50 °C	50 °C
Relative humidity						
• Operation, max.	90 %	90 %	90 %	90 %	90 %	90 %
Cables						
Cable length						
• Input side	3 m	3 m	3 m	3 m	3 m	3 m
• Output side	0.9 m	0.9 m	0.9 m	0.9 m	0.9 m	0.9 m
Color of cable sheath	Black	Black	Black	Black	Black	Black
Connection method						
Connector type	Connector 5.5 mm jack (-) / 2.1 mm pin (+) 12 V DC	Connector 5.5 mm jack (-) / 2.1 mm pin (+) 12 V DC	Connector 5.5 mm jack (-) / 2.1 mm pin (+) 12 V DC	Connector 5.5 mm jack (-) / 2.1 mm pin (+) 12 V DC	Connector 5.5 mm jack (-) / 2.1 mm pin (+) 12 V DC	Connector 5.5 mm jack (-) / 2.1 mm pin (+) 12 V DC
Mechanics/material						
Material						
• Plastic	Yes	Yes	Yes	Yes	Yes	Yes
Color	Black	Black	Black	Black	Black	Black
Dimensions						
Width	125 mm	125 mm	125 mm	125 mm	125 mm	125 mm
Height	50 mm	50 mm	50 mm	50 mm	50 mm	50 mm
Thickness	31.5 mm	31.5 mm	31.5 mm	31.5 mm	31.5 mm	31.5 mm
Weights						
Weight without packaging	540 g	560 g	525 g	540 g	520 g	540 g
Scope of supply						
Delivery quantity in pieces	1; Incl. AC and DC connecting cable	1; Incl. AC and DC connecting cable	1; Incl. AC and DC connecting cable	1; Incl. AC and DC connecting cable	1; Incl. AC and DC connecting cable	1; Incl. AC and DC connecting cable
• Parts per unit	1; AC cable for DE, FR, ES, NL, BE, SE, AT, FI	1; AC cable for GB	1; AC cable for CH	1; AC cable for US	1; AC cable for IT	1; AC cable for CN
Other						
Merchandise	Yes	Yes	Yes	Yes	Yes	Yes
Manufacturer name	SIEMENS AG	SIEMENS AG	SIEMENS AG	SIEMENS AG	SIEMENS AG	SIEMENS AG
Manufacturer's address	Gleiwitzerstraße 555, 90475 Nuremberg, Germany	Gleiwitzerstraße 555, 90475 Nuremberg, Germany	Gleiwitzerstraße 555, 90475 Nuremberg, Germany	Gleiwitzerstraße 555, 90475 Nuremberg, Germany	Gleiwitzerstraße 555, 90475 Nuremberg, Germany	Gleiwitzerstraße 555, 90475 Nuremberg, Germany
Target devices	for Mobile Panel IWLAN	for Mobile Panel IWLAN	for Mobile Panel IWLAN	for Mobile Panel IWLAN	for Mobile Panel IWLAN	for Mobile Panel IWLAN

Power supply units, power supply cables

Technical specifications (continued)

Article number	6ES7900-0AA00-0XA0	6ES7900-0BA00-0XA0	6ES7900-0CA00-0XA0	6ES7900-0DA00-0XA0	6ES7900-0EA00-0XA0	6ES7900-0FA00-0XA0
	Power cord, Germany and others	Power cord, United Kingdom,	Power cord, Switzerland	Power cord, USA, Canada	Power cord, Italy type L	Power cord, China GB 1002 and others
General information						
Product type designation	Cable for non-heating apparatus	Cable for non-heating apparatus	Cable for non-heating apparatus	Cable for non-heating apparatus	Cable for non-heating apparatus	Cable for non-heating apparatus
Interfaces						
Interfaces/bus type	Line-side, country-specific connector: Type CEE 7/7 Schuko	Line-side, country-specific connector: Type BS 1363 (Commonwealth connector)	Line-side, country-specific connector: Type J (SEV 1011)	Line-side, country-specific connector: Type B (NEMA 5-15)	Line-side, country-specific connector: Type L (CEI 23-50)	Line-side, country-specific connector: Type I: GB 1002 (China), AS 3112 (Australia), IRAM 2073 (Argentina)
Device-side interface						
• Number of pins device-side	3; Female, C13 connector type	3; Female, C13 connector type	3; Female, C13 connector type	3; Female, C13 connector type	3; Female, C13 connector type	3; Female, C13 connector type
Standards, approvals, certificates						
CE mark	Yes	Yes	Yes	Yes	Yes	Yes
Ambient conditions						
Suited for indoor use	Yes; Max. 10 A	Yes; Equipped with internal 13 A melting fuse	Yes; Max. 10 A	Yes; Max. 10 A	Yes; Max. 10 A	Yes; Max. 10 A
Ambient temperature during operation						
• min.	-10 °C	-10 °C	-10 °C	-10 °C	-10 °C	-10 °C
• max.	50 °C	50 °C	50 °C	50 °C	50 °C	50 °C
Relative humidity						
• Operation, max.	90 %	90 %	90 %	90 %	90 %	90 %
Cables						
Cable length	3 m	3 m	3 m	3 m	3 m	3 m
Color of cable sheath	Black	Black	Black	Black	Black	Black
Weights						
Weight, approx.	290 g	300 g	260 g	230 g	255 g	280 g
Scope of supply						
Delivery quantity in pieces	1; AC cable for DE, FR, ES, NL, BE, SE, AT, FI	1; AC cable for GB	1; AC cable for CH	1; AC cable for US	1; AC cable for IT	1; AC cable for CN
Other						
Merchandise	Yes	Yes	Yes	Yes	Yes	Yes
Manufacturer name	FELLER GmbH	FELLER GmbH	FELLER GmbH	FELLER GmbH	FELLER GmbH	FELLER GmbH
Manufacturer's address	Wärndorferstraße 3, 2525 Günselsdorf, Austria; email: sales@feller-at.com	Wärndorferstraße 3, 2525 Günselsdorf, Austria; email: sales@feller-at.com	Wärndorferstraße 3, 2525 Günselsdorf, Austria; email: sales@feller-at.com	Wärndorferstraße 3, 2525 Günselsdorf, Austria; email: sales@feller-at.com	Wärndorferstraße 3, 2525 Günselsdorf, Austria; email: sales@feller-at.com	Wärndorferstraße 3, 2525 Günselsdorf, Austria; email: sales@feller-at.com
Target devices	Suitable for all appropriate DC interfaces	Suitable for all appropriate DC interfaces	Suitable for all appropriate DC interfaces	Suitable for all appropriate DC interfaces	Suitable for all appropriate DC interfaces	Suitable for all appropriate DC interfaces

Accessories

Power supply units, power supply cables

Technical specifications (continued)

Article number	6ES7900-1AA00-0XAO Power cord, Germany	6ES7900-1BA00-0XAO Power cord, United Kingdom,	6ES7900-1CA00-0XAO Power cord, Switzerland	6ES7900-1DA00-0XAO Power cord, USA	6ES7900-1EA00-0XAO Power cord, Italy	6ES7900-1FA00-0XAO Power cord, China
General information						
Product type designation	Cable for non-heating apparatus	Cable for non-heating apparatus	Cable for non-heating apparatus	Cable for non-heating apparatus	Cable for non-heating apparatus	Cable for non-heating apparatus
Interfaces						
Interfaces/bus type	Line-side, country-specific connector: Type CEE 7/7 Schuko	Line-side, country-specific connector: Type BS 1363 (Commonwealth connector)	Line-side, country-specific connector: Type J (SEV 1011)	Line-side, country-specific connector: Type B (NEMA 5-15)	Line-side, country-specific connector: Type L (CEI 23-50)	Line-side, country-specific connector: Type I: GB 1002 (China), AS 3112 (Australia), IRAM 2073 (Argentina)
Device-side interface						
• Number of pins device-side	3; Female, C13 connector type	3; Female, C13 connector type	3; Female, C13 connector type	3; Female, C13 connector type	3; Female, C13 connector type	3; Female, C13 connector type
Standards, approvals, certificates						
CE mark	Yes	Yes	Yes	Yes	Yes	Yes
Ambient conditions						
Suited for indoor use	Yes; Max. 10 A	Yes; Equipped with internal 13 A melting fuse	Yes; Max. 10 A	Yes; Max. 10 A	Yes; Max. 10 A	Yes; Max. 10 A
Ambient temperature during operation						
• min.	-10 °C	-10 °C	-10 °C	-10 °C	-10 °C	-10 °C
• max.	50 °C	50 °C	50 °C	50 °C	50 °C	50 °C
Relative humidity						
• Operation, max.	90 %	90 %	90 %	90 %	90 %	90 %
Cables						
Cable length	3 m	3 m	3 m	3 m	3 m	3 m
Color of cable sheath	Black	Black	Black	Black	Black	Black
Weights						
Weight, approx.	290 g	300 g	260 g	230 g	255 g	280 g
Scope of supply						
Delivery quantity in pieces	1; AC cable for DE, FR, ES, NL, BE, SE, AT, FI	1; AC cable for GB	1; AC cable for CH	1; AC cable for US	1; AC cable for IT	1; AC cable for CN
Other						
Merchandise	Yes	Yes	Yes	Yes	Yes	Yes
Manufacturer name	FELLER GmbH	FELLER GmbH	FELLER GmbH	FELLER GmbH	FELLER GmbH	FELLER GmbH
Manufacturer's address	Wärndorferstraße 3, 2525 Günselsdorf, Austria; email: sales@feller-at.com	Wärndorferstraße 3, 2525 Günselsdorf, Austria; email: sales@feller-at.com	Wärndorferstraße 3, 2525 Günselsdorf, Austria; email: sales@feller-at.com	Wärndorferstraße 3, 2525 Günselsdorf, Austria; email: sales@feller-at.com	Wärndorferstraße 3, 2525 Günselsdorf, Austria; email: sales@feller-at.com	Wärndorferstraße 3, 2525 Günselsdorf, Austria; email: sales@feller-at.com
Target devices	Suitable for all appropriate DC interfaces	Suitable for all appropriate DC interfaces	Suitable for all appropriate DC interfaces	Suitable for all appropriate DC interfaces	Suitable for all appropriate DC interfaces	Suitable for all appropriate DC interfaces

Power supply units, power supply cables

Ordering data	Article No.	Article No.
<p><i>Power supply units</i></p> <p>Power supply unit, external, Mobile Panel IWLAN without non-heating apparatus cable Suitable only for operation under laboratory/office conditions.</p>	6AV6671-5CN00-0AX3	
<p>Power supply unit, external, Mobile Panel IWLAN with 90° non-heating apparatus cable Suitable only for operation under laboratory/office conditions.</p> <ul style="list-style-type: none"> Power supply unit with non-heating apparatus cable for Germany, France, Spain, the Netherlands, Belgium, Sweden, Austria, Finland 	6AV2181-5AL10-0AX0	
<ul style="list-style-type: none"> Power supply unit with non-heating apparatus cable for the United Kingdom 	6AV2181-5AL20-0AX0	
<ul style="list-style-type: none"> Power supply unit with non-heating apparatus cable for Switzerland 	6AV2181-5AL30-0AX0	
<ul style="list-style-type: none"> Power supply unit with non-heating apparatus cable for USA 	6AV2181-5AL40-0AX0	
<ul style="list-style-type: none"> Power supply unit with non-heating apparatus cable for Italy 	6AV2181-5AL50-0AX0	
<ul style="list-style-type: none"> Power supply unit with non-heating apparatus cable for China 	6AV2181-5AL60-0AX0	
<p><i>Power supply cable</i></p> <p>Power supply cable 230 V AC, angled 90° For Box PCs and Panel PCs</p> <ul style="list-style-type: none"> For Germany, France, Spain, the Netherlands, Belgium, Sweden, Austria, Finland For the United Kingdom For Switzerland For the USA For Italy For China 		<p>6ES7900-1AA00-0XA0</p> <p>6ES7900-1BA00-0XA0</p> <p>6ES7900-1CA00-0XA0</p> <p>6ES7900-1DA00-0XA0</p> <p>6ES7900-1EA00-0XA0</p> <p>6ES7900-1FA00-0XA0</p>
<p>Power supply cable 230 V AC, straight 180° For Box PCs and Panel PCs</p> <ul style="list-style-type: none"> For Germany, France, Spain, the Netherlands, Belgium, Sweden, Austria, Finland For the United Kingdom For Switzerland For the USA For Italy For China 		<p>6ES7900-0AA00-0XA0</p> <p>6ES7900-0BA00-0XA0</p> <p>6ES7900-0CA00-0XA0</p> <p>6ES7900-0DA00-0XA0</p> <p>6ES7900-0EA00-0XA0</p> <p>6ES7900-0FA00-0XA0</p>

More informationNotice:

The technical specifications remain unchanged; however, the power supply cable now has to be ordered separately.

Suitable SITOP power supplies are available for use with machinery and plants.

Network cables for the connection of IPC systems for various countries are also available.

The replacement type has the article number:
6AV6671-5CN00-0AX3

Note:

Photos and product images may differ from the actual product.

Detailed technical specifications, content information, quantities and compatible core products are listed online in the technical specifications of the respective accessory.

Industry Mall:

<https://mall.industry.siemens.com>

If you use the TIA Selection Tool (selection guide) to find your core product, the appropriate accessories are also displayed automatically. This facilitates selection of suitable accessories.

<http://www.siemens.com/tia-selection-tool>

Data sheets and manufacturer declarations are available for downloading in the Online Support area.

<http://support.automation.siemens.com>

Accessories

Back covers

Overview




The back covers in IP20 design are ideal for simple mounting of Panels, Panel PCs, Flat Panels and industrial Thin Clients on VESA 100 brackets.

They are screwed onto the device and implement low-cost wall-mounting or connection to a supporting arm system.

Back covers are available for display size 15", 19" and 22" for the following SIMATIC HMI devices:

- Touch Panels
- Panel PC IPC477D ¹⁾ and IPC277D
- Flat Panels
- Thin Clients

¹⁾ IPC477D 15" is only available as a single touch version.



Back cover IP20, partly installed

Technical specifications

Article number	6AV7675-1RB00-0AA0	6AV7675-2RB00-0AA0	6AV7675-2RH00-0AA0	6AV7675-4RB00-0AA0	6AV7675-4RH00-0AA0	6AV7675-8RB00-0AA0
	BACK COVER IP20 15" (IPC277D/E)	BACK COVER IP20 15" (IPC477D)	BACK COVER IP20 15" (IPC477D MT)	BACK COVER IP20 15" (IFP1500)	BACK COVER IP20 15" (IFP1500 MT)	Backplane cover IP20 15" (TP/ITC1500)
General information						
Product type designation	Backplane cover	Backplane cover	Backplane cover	Backplane cover	Backplane cover	Backplane cover
Installation type/mounting						
Mounting type	VESA	VESA	VESA	VESA	VESA	VESA
Mounting in portrait format possible	Yes	Yes	Yes	Yes	Yes	Yes
Mounting in landscape format possible	Yes	Yes	Yes	Yes	Yes	Yes
Degree and class of protection						
IP (rear)	IP20	IP20	IP20	IP20	IP20	IP20
Standards, approvals, certificates						
CE mark	Yes; CE marking / EC Declaration of Conformity	Yes; CE marking / EC Declaration of Conformity	Yes; CE marking / EC Declaration of Conformity	Yes; CE marking / EC Declaration of Conformity	Yes; CE marking / EC Declaration of Conformity	Yes; CE marking / EC Declaration of Conformity
cULus	Yes; UL 60950-1, file number E115352	Yes; UL 60950-1, file number E115352	Yes; UL 60950-1, file number E115352	Yes; UL 60950-1, file number E115352	Yes; UL 60950-1, file number E115352	Yes; UL 60950-1, file number E115352
Ambient conditions						
Ambient temperature during operation						
• min.					0 °C	0 °C
• max.	40 °C	40 °C	40 °C	40 °C	40 °C	40 °C
Relative humidity						
• Operation, max.	95 %	95 %	95 %	95 %	95 %	95 %
• Condensation permissible	No	No	No	No	No	No
Mechanics/material						
Material						
• Aluminum	Yes	Yes	Yes	Yes	Yes	Yes
Screw type						
• Torx	Yes; T10	Yes; T10	Yes; T10	Yes; T10	Yes; T10	Yes; T10
Dimensions						
Width	415 mm	415 mm	416.5 mm	415 mm	416.5 mm	415 mm
Height	310 mm	310 mm	298 mm	310 mm	298 mm	310 mm
Depth	90 mm	90 mm	89 mm	89 mm	89 mm	90 mm
Weights						
Weight without packaging	1.6 kg	1.6 kg	1.6 kg	1.6 kg	1.6 kg	1.6 kg

Accessories

Back covers

Technical specifications (continued)

Article number	6AV7675-1RD00-0AA0 BACK COVER IP20 19" (IPC277D/E)	6AV7675-2RD00-0AA0 back cover IP20 19" (IPC477x)	6AV7675-4RD00-0AA0 BACK COVER IP20 19" (IFP1900)	6AV7675-4RD00-0AA1 Back plane cover IP20 19" (IFP1900)	6AV7675-8RD00-0AA0 Backplane cover IP20 19" (TP/ITC1900)
General information					
Product type designation	Backplane cover	Backplane cover	Backplane cover	Backplane cover	Backplane cover
Installation type/mounting					
Mounting type	VESA	VESA	VESA	VESA	VESA
Mounting in portrait format possible	Yes	Yes	Yes	Yes	Yes
Mounting in landscape format possible	Yes	Yes	Yes	Yes	Yes
Degree and class of protection					
IP (rear)	IP20	IP20	IP20	IP20	IP20
Standards, approvals, certificates					
CE mark	Yes; CE marking / EC Declaration of Conformity	Yes; CE marking / EC Declaration of Conformity	Yes; CE marking / EC Declaration of Conformity	Yes; CE marking / EC Declaration of Conformity	Yes; CE marking / EC Declaration of Conformity
cULus	Yes; UL 60950-1, file number E115352	Yes; UL 60950-1, file number E115352	Yes; UL 60950-1, file number E115352	Yes; UL 60950-1, file number E115352	Yes; UL 60950-1, file number E115352
Ambient conditions					
Ambient temperature during operation					
• min.					0 °C
• max.	40 °C	40 °C	40 °C	40 °C	40 °C
Relative humidity					
• Operation, max.	95 %	95 %	95 %	95 %	95 %
• Condensation permissible	No	No	No	No	No
Mechanics/material					
Material					
• Aluminum	Yes	Yes	Yes	Yes	Yes
Screw type					
• Torx	Yes; T10	Yes; T10	Yes; T10	Yes; T10	Yes; T10
Dimensions					
Width	483 mm	483 mm	483 mm	483 mm	483 mm
Height	337 mm	337 mm	337 mm	337 mm	337 mm
Depth	89 mm	89 mm	89 mm	89 mm	89 mm
Weights					
Weight without packaging	1.9 kg	1.9 kg	1.9 kg	1.9 kg	1.9 kg

Technical specifications (continued)

Article number	6AV7675-2RE00-0AA0 back cover IP20 22" (IPC477x)	6AV7675-4RE00-0AA0 Backplane cover IP20 22" (IFP2200)	6AV7675-8RE00-0AA0 Backplane cover IP20 22" (TP/ITC2200)
General information			
Product type designation	Backplane cover	Backplane cover	Backplane cover
Installation type/mounting			
Mounting type	VESA	VESA	VESA
Mounting in portrait format possible	Yes	Yes	Yes
Mounting in landscape format possible	Yes	Yes	Yes
Degree and class of protection			
IP (rear)	IP20	IP20	IP20
Standards, approvals, certificates			
CE mark	Yes; CE marking / EC Declaration of Conformity	Yes; CE marking / EC Declaration of Conformity	Yes; CE marking / EC Declaration of Conformity
cULus	Yes; UL 60950-1, file number E115352	Yes; UL 60950-1, file number E115352	Yes; UL 60950-1, file number E115352
Ambient conditions			
Ambient temperature during operation			
• min.		0 °C	0 °C
• max.	40 °C	40 °C	40 °C
Relative humidity			
• Operation, max.	95 %	95 %	95 %
• Condensation permissible	No	No	No
Mechanics/material			
Material			
• Aluminum	Yes	Yes	Yes
Screw type			
• Torx	Yes; T10	Yes; T10	Yes; T10
Dimensions			
Width	560 mm	560 mm	560 mm
Height	380 mm	380 mm	380 mm
Depth	89 mm	89 mm	89 mm
Weights			
Weight without packaging	2.2 kg	2.2 kg	2.2 kg

Accessories

Back covers

Ordering data

Article No.

Back covers IP20

15" devices

- IPC277D 15"
- IPC477D 15" ¹⁾
- IPC477D 15" MT ¹⁾
- IFP1500
- IFP1500 MT
- TP1500 / ITC1500

6AV7675-1RB00-0AA0
6AV7675-2RB00-0AA0
6AV7675-2RH00-0AA0
6AV7675-4RB00-0AA0
6AV7675-4RH00-0AA0
6AV7675-8RB00-0AA0

19" devices

- IPC277D 19"
- IPC477D 19" ¹⁾
- IFP1900, black
- IFP1900, gray
- TP1900 / ITC1900

6AV7675-1RD00-0AA0
6AV7675-2RD00-0AA0
6AV7675-4RD00-0AA0
6AV7675-4RD00-0AA1
6AV7675-8RD00-0AA0

22" devices

- IPC477D 22" ¹⁾
- IFP2200
- TP2200 / ITC2200

6AV7675-2RE00-0AA0
6AV7675-4RE00-0AA0
6AV7675-8RE00-0AA0

¹⁾ Without DVD/PCIe expansion

More information

Note:

Photos and product images may differ from the actual product.

Detailed technical specifications, content information, quantities and compatible core products are listed online in the technical specifications of the respective accessory.

Industry Mall:

<https://mall.industry.siemens.com>

If you use the TIA Selection Tool (selection guide) to find your core product, the appropriate accessories are also displayed automatically. This facilitates selection of suitable accessories.

<http://www.siemens.com/tia-selection-tool>

Data sheets and manufacturer declarations are available for downloading in the Online Support area.

<http://support.automation.siemens.com>

Overview



HMI accessories, protective film for display

Protective films

Protective films are available for almost all SIMATIC HMI devices. They protect the display from dirt and scratching during operation and in harsh environments.

The SIMATIC protective films are non-reflective. This ensures that the display is always easy to read, even when using protective films.

The protective film can be removed without leaving any adhesive residue on the front. Adhesive-edged protective films are now available for resistive touch systems (membrane touch). For multi-touch systems (typically with glass fronts) full-width adhesive protective films are available. Full-width adhesive films should not be used on single-touch systems, as the touch system could be damaged when removing the film. All full-width adhesive films can be trimmed to any size, this does not affect the quality of the film. Adhesive-edged films should not be trimmed, as this would lead to the loss of the adhesive edge.

For complete protection of the front side in harsh environments, protective covers are also available for some devices.

Benefits of protective films/protective covers:

- Reduced reflections
- Lightweight, thin and frameless design
- Simple and fast to attach
- Residue-free removal
- Dust-resistant
- Antibacterial coating on request (for the medical sector or F&B)

The protective film does not always need to cover the whole front. For compatibility reasons, not all protective films extend as far as the edge of the enclosure. This does not in any way impair the function of protecting the display.

Accessories

Protective films

Technical specifications

Article number	6AV6671-2EC00-0AX0 Protect. Film 4" Touch Device	6AV2124-6DJ00-0AX0 Protect. Film 4" Widescreen	6AV2181-5DJ00-0AX0 Protect. film 4" widescreen, type 13
General information			
Product type designation	Protective film 4"	Protective film 4" widescreen	Protective film 4" widescreen
Installation type/mounting			
Mounting in portrait format possible	Yes	Yes	Yes
Mounting in landscape format possible	Yes	Yes	Yes
Standards, approvals, certificates			
CE mark	Yes	Yes	Yes
Ambient conditions			
Ambient temperature during operation			
• min.	-40 °C	-40 °C	-40 °C
• max.	80 °C	80 °C	80 °C
Relative humidity			
• Operation, max.	90 %	90 %	90 %
• Condensation permissible		No	No
Mechanics/material			
Material			
• Plastic	Yes; Nonreflecting	Yes; Nonreflecting	Yes; Nonreflecting
Dimensions			
Width	120 mm	131.4 mm	110.1 mm
Height	105 mm	107.4 mm	68.9 mm
Thickness	0.125 mm	0.125 mm	0.125 mm
Scope of supply			
Delivery quantity in pieces	10	10	10
Other			
printable with laser printer	Yes	Yes	No
Merchandise	No	No	No
Manufacturer name	SIEMENS AG	SIEMENS AG	SIEMENS AG
Manufacturer's address	Gleiwitzerstraße 555, 90475 Nuremberg, Germany	Gleiwitzerstraße 555, 90475 Nuremberg, Germany	Gleiwitzerstraße 555, 90475 Nuremberg, Germany
Target devices	for TP 177B 4", KTP 400 Basic	For KTP400 Basic, KTP400 Basic 2nd, KTP400 Comfort, KTP400F Mobile	KTP400F Mobile 4"

Technical specifications (continued)

Article number	6AV6574-1AD00-4AX0	6AV6574-1AD00-4DX0	6AV6574-1AD04-4AA0
	Protect. Film 6" Touch Device, Type 1	Protect. Film 6" Touch Device, Type 2	Protect. Film 6" Touch Device, Type 10
General information			
Product type designation	Protective film 6"	Protective film 6"	Protective film 6"
Installation type/mounting			
Mounting in portrait format possible	Yes	Yes	Yes
Mounting in landscape format possible	Yes	Yes	Yes
Standards, approvals, certificates			
CE mark	Yes	Yes	Yes
Ambient conditions			
Ambient temperature during operation			
• min.	-40 °C	-40 °C	-40 °C
• max.	50 °C	50 °C	80 °C
Relative humidity			
• Operation, max.	90 %	90 %	90 %
Mechanics/material			
Material			
• Plastic	Yes; Nonreflecting	Yes; Nonreflecting	Yes; Nonreflecting
Dimensions			
Width	118.4 mm	178.4 mm	120.5 mm
Height	89 mm	135.4 mm	91 mm
Thickness	0.125 mm	0.125 mm	0.125 mm
Scope of supply			
Delivery quantity in pieces	10	10	10
Other			
printable with laser printer	Yes	Yes	Yes
Merchandise	No	No	No
Manufacturer name	SIEMENS AG	SIEMENS AG	SIEMENS AG
Manufacturer's address	Gleiwitzerstraße 555, 90475 Nuremberg, Germany	Gleiwitzerstraße 555, 90475 Nuremberg, Germany	Gleiwitzerstraße 555, 90475 Nuremberg, Germany
Target devices	For TP070, TP170micro, TP170A/B, C7-635 touch	For TP270 6", TP277 6", MP177 6" touch, MP270B 6" touch	For Mobile Panel 170, Mobile Panel 177

Accessories

Protective films

Technical specifications (continued)

Article number	6AV2124-6GJ00-0AX0	6AV6881-0GJ22-0AA0	6AV2181-5GJ00-0AX0
	Protect. film 7" widescreen	Protect. film 7" front, type 5	Protect. film 7" widescreen, type 13
General information			
Product type designation	Protective film 7" widescreen	Protective film 7" front, surface, type 5	Protective film 7" widescreen
Installation type/mounting			
Mounting in portrait format possible	Yes	Yes	Yes
Mounting in landscape format possible	Yes	Yes	Yes
Standards, approvals, certificates			
CE mark	Yes	No; No CE marking obligation	Yes
Ambient conditions			
Suited for indoor use		Yes; Processing temperature 5 °C to 32 °C, empirical value	
Suited for outdoor use		No; possible under certain conditions	
Ambient temperature during operation			
• min.	-40 °C	-20 °C	-40 °C
• max.	80 °C	80 °C	80 °C
Relative humidity			
• Operation, max.	90 %	50 %	90 %
• Condensation permissible	No		No
Mechanics/material			
Material		Polyester with functional hard layer, dirt-repellant, URM55, silicone adhesive layer	
• Plastic	Yes; Nonreflecting	Yes; Non-reflecting, matte, can be removed without residue, hard-coated, dirt-repellant	Yes; Nonreflecting
• PET		Yes; Non-antistatic, non-reflecting, scratch-resistant, can be removed without residue	
Enclosure material (front)		Scratch resistance 2H (acc. to JIS K 5600), adhesive force 0.011 N/25 mm (acc. to JIS Z 0237)	
• Plastic		Yes; Haze 11.9% acc. to JIS K 7136 and transmission 90.5% acc. to JIS K 7361-1	
• PET		Yes; Basic foil, storage life > 1 year	
Dimensions			
Width	205.4 mm	206 mm	169.5 mm
Height	149.4 mm	150 mm	108.5 mm
Thickness	0.125 mm	0.225 mm	0.125 mm
Weights			
Weight without packaging		8 g; Per unit	
Scope of supply			
Delivery quantity in pieces	10	5; Units per set	10
Components included		5x removers, 5x cleaning cloths, 1x spatula for applying	
Other			
printable with laser printer	No; digital UV printing	No	No
Merchandise	No	Yes; URM55 reflection shield, matte	No
Manufacturer name	SIEMENS AG	Bedifol GmbH	SIEMENS AG
Manufacturer's address	Gleiwitzerstraße 555, 90475 Nuremberg, Germany	Byk-Gulden-Straße 2 // F22, 78467 Constance, Germany	Gleiwitzerstraße 555, 90475 Nuremberg, Germany
Target devices	for KTP700 Basic 2nd, TP700 Comfort, IPC277D	Panels and IPC with start of delivery from 2020 (WFP2.3)	KTP700 Mobile, KTP700F Mobile
Note:	Edge-adhesive film, can be trimmed to a limited extent, printable, observe target device manual before attaching, high suitability for resistive touch systems, limited suitability for glass fronts	Surface-adhesive film, can be trimmed, printable, observe target device manual before attaching, limited suitability for resistive touch systems	

Technical specifications (continued)

Article number	6AV6671-3CC00-0AX0	6AV6671-3CC00-0AX5	6AV6671-5BC00-0AX0
	Protect. Film 8" Touch Device, Type 1	Protect. Film 8" Touch Device, Type 2	Protect. film 8" Touch device, type 10
General information			
Product type designation	Protective film 8"	Protective film 8"	Protective film 8"
Installation type/mounting			
Mounting in portrait format possible	Yes	Yes	Yes
Mounting in landscape format possible	Yes	Yes	Yes
Standards, approvals, certificates			
CE mark	Yes	Yes	Yes
Ambient conditions			
Ambient temperature during operation			
• min.	-40 °C	-40 °C	-40 °C
• max.	80 °C	80 °C	80 °C
Relative humidity			
• Operation, max.	90 %	90 %	90 %
Mechanics/material			
Material			
• Plastic	Yes; Nonreflecting	Yes; Nonreflecting	Yes; Nonreflecting
Dimensions			
Width	207 mm	217 mm	155.5 mm
Height	165 mm	217 mm	117.7 mm
Thickness	0.125 mm	0.125 mm	0.3 mm
Scope of supply			
Delivery quantity in pieces	10	10	2
Other			
printable with laser printer	Yes	Yes	Yes
Merchandise	No	No	No
Manufacturer name	SIEMENS AG	SIEMENS AG	SIEMENS AG
Manufacturer's address	Gleiwitzerstraße 555, 90475 Nuremberg, Germany	Gleiwitzerstraße 555, 90475 Nuremberg, Germany	Gleiwitzerstraße 555, 90475 Nuremberg, Germany
Target devices	For MP277 8" touch up to product version "ES 14"	For MP277 8" touch in product version "ES 15" and later	for Mobile Panel 277 8"

Accessories

Protective films

Technical specifications (continued)

Article number	6AV2124-6JJ00-0AX0	6AV2181-3JJ20-0AX0	6AV2181-5JJ00-0AX0
	Protect. Film 9" Widescreen	Protect. Film 9" Widescreen, Type 2	Protect. film 9" widescreen, type 13
General information			
Product type designation	Protective film 9" widescreen	Protective film 9" widescreen	Protective film 9" widescreen
Installation type/mounting			
Mounting in portrait format possible	Yes	Yes	Yes
Mounting in landscape format possible	Yes	Yes	Yes
Standards, approvals, certificates			
CE mark	Yes	Yes	Yes
Ambient conditions			
Ambient temperature during operation			
• min.	-40 °C	-40 °C	-40 °C
• max.	80 °C	80 °C	80 °C
Relative humidity			
• Operation, max.	90 %	90 %	90 %
• Condensation permissible	No	No	No
Mechanics/material			
Material			
• Plastic	Yes; Nonreflecting	Yes; Nonreflecting	Yes; Nonreflecting
Dimensions			
Width	265.4 mm	258.4 mm	214.6 mm
Height	181.4 mm	173.4 mm	134.6 mm
Thickness	0.125 mm	0.125 mm	0.125 mm
Scope of supply			
Delivery quantity in pieces	10	10	10
Other			
printable with laser printer	Yes	Yes	No
Merchandise	No	No	No
Manufacturer name	SIEMENS AG	SIEMENS AG	SIEMENS AG
Manufacturer's address	Gleitwitzerstraße 555, 90475 Nuremberg, Germany	Gleitwitzerstraße 555, 90475 Nuremberg, Germany	Gleitwitzerstraße 555, 90475 Nuremberg, Germany
Target devices	for TP900 Comfort, IPC277D	for KTP900 Basic	KTP900 Mobile, KTP900F Mobile

Technical specifications (continued)

Article number	6AV6671-3DC00-0AX0 Protect. Film 10" Touch Device, Type 1	6AV6671-3DC00-0AX5 Protect. Film 10" Touch Device, Type 2	6AV6881-0AJ21-0AA0 Protect. film 10" widescreen, type 4	6AV6881-0KJ22-0AA0 Protect. film 10" front, type 5	6AV6645-7AB15-0AS0 Protect. film 10" Touch device, type 10	6AV6574-1AD00-4CX0 Protect. Film 10" to 12" Touch Device
General information						
Product type designation	Protective film 10"	Protective film 10"	Protective film 10" widescreen, type 4	Protective film 10" front, surface, type 5	Protective film 10"	Protective film 10" ... 12"
Installation type/mounting						
Mounting in portrait format possible	Yes	Yes	Yes	Yes	Yes	Yes
Mounting in landscape format possible	Yes	Yes	Yes	Yes	Yes	Yes
Standards, approvals, certificates						
CE mark	Yes	Yes	No; No CE marking obligation	No; No CE marking obligation	Yes	Yes
Ambient conditions						
Suited for indoor use			Yes	Yes; Processing temperature 5 °C to 32 °C, empirical value		
Suited for outdoor use			No; possible under certain conditions	No; possible under certain conditions		
Ambient temperature during operation						
• min.	-40 °C	-40 °C	0 °C	-20 °C	-40 °C	-40 °C
• max.	80 °C	80 °C	55 °C	80 °C	80 °C	50 °C
Relative humidity						
• Operation, max.	90 %	90 %	50 %	50 %	90 %	90 %
Mechanics/material						
Material			Polyester with functional hard layer, dirt-repellant, URM55, silicone adhesive layer	Polyester with functional hard layer, dirt-repellant, URM55, silicone adhesive layer		
• Plastic	Yes; Nonreflecting	Yes; Nonreflecting	Yes; Non-reflecting, matte, can be removed without residue, hard-coated, dirt-repellant	Yes; Non-reflecting, matte, can be removed without residue, hard-coated, dirt-repellant	Yes; Nonreflecting	Yes; Polyester; non-reflecting
• PET			Yes; Non-antistatic, non-reflecting, scratch-resistant, can be removed without residue	Yes; Non-antistatic, non-reflecting, scratch-resistant, can be removed without residue		
Enclosure material (front)			Scratching hardness 2H, adhesive force 0.011 N/25 mm	Scratch resistance 2H (acc. to JIS K 5600), adhesive force 0.011 N/25 mm (acc. to JIS Z 0237)		
• Plastic				Yes; Haze 11.9% acc. to JIS K 7136 and transmission 90.5% acc. to JIS K 7361-1		
• PET				Yes; Basic foil, storage life > 1 year		
Dimensions						
Width	292 mm	299.8 mm	216.96 mm	277 mm	223.17 mm	297.4 mm
Height	248 mm	259.9 mm	135.6 mm	198 mm	170.37 mm	254.4 mm
Thickness	0.125 mm	0.125 mm	0.225 mm	0.225 mm	0.3 mm	0.125 mm
Weights						
Weight without packaging			30 g; Per unit	16 g; Per unit		

Accessories

Protective films

Technical specifications (continued)

Article number	6AV6671-3DC00-0AX0 Protect. Film 10" Touch Device, Type 1	6AV6671-3DC00-0AX5 Protect. Film 10" Touch Device, Type 2	6AV6881-0AJ21-0AA0 Protect. film 10" widescreen, type 4	6AV6881-0KJ22-0AA0 Protect. film 10" front, type 5	6AV6645-7AB15-0AS0 Protect. film 10" Touch device, type 10	6AV6574-1AD00-4CX0 Protect. Film 10" to 12" Touch Device
Scope of supply						
Delivery quantity in pieces	10	10	5; Units per set	5; Units per set	10	10
Components included			5x removers, 5x cleaning cloths, 5x spatulas for applying	5x removers, 5x cleaning cloths, 1x spatula for applying		
Other						
printable with laser printer	Yes	Yes; Test printer suitability beforehand. No liability for printer damage	No	No	Yes	Yes
Merchandise	No	No	Yes; URM55 reflection shield, matte	Yes; URM55 reflection shield, matte		No
Manufacturer name	SIEMENS AG	SIEMENS AG	Bedifol GmbH	Bedifol GmbH	SIEMENS AG	SIEMENS AG
Manufacturer's address	Gleiwitzerstraße 555, 90475 Nuremberg, Germany		Byk-Gulden-Straße 2 // F22, 78467 Constance, Germany		Gleiwitzerstraße 555, 90475 Nuremberg, Germany	
Target devices			SIMATIC ITP1000	Panels and IPC with start of delivery from 2020 (WFP2.3)	for Mobile Panel 277 10"	
Note:			Surface-adhesive film, can be trimmed, printable, observe target device manual before attaching, limited suitability for resistive touch systems	Surface-adhesive film, can be trimmed, printable, observe target device manual before attaching, limited suitability for resistive touch systems		

Technical specifications (continued)

Article number	6AV2124-6MJ00-0AX0	6AV2181-3MJ20-0AX0	6AV6881-0MJ22-0AA0
	Protect. Film 12" Widescreen	Protect. Film 12" Widescreen, Type 2	Protect. film 12" front, type 5
General information			
Product type designation	Protective film 12" widescreen	Protective film 12" widescreen	Protective film 12" front, surface, type 5
Installation type/mounting			
Mounting in portrait format possible	Yes	Yes	Yes
Mounting in landscape format possible	Yes	Yes	Yes
Standards, approvals, certificates			
CE mark	Yes	Yes	No; No CE marking obligation
Ambient conditions			
Suited for indoor use			Yes; Processing temperature 5 °C to 32 °C, empirical value
Suited for outdoor use			No; possible under certain conditions
Ambient temperature during operation			
• min.	-40 °C	-40 °C	-20 °C
• max.	80 °C	80 °C	80 °C
Relative humidity			
• Operation, max.	90 %	90 %	50 %
• Condensation permissible	No	No	
Mechanics/material			
Material			Polyester with functional hard layer, dirt-repellant, URM55, silicone adhesive layer
• Plastic	Yes; Nonreflecting	Yes; Nonreflecting	Yes; Non-reflecting, matte, can be removed without residue, hard-coated, dirt-repellant
• PET			Yes; Non-antistatic, non-reflecting, scratch-resistant, can be removed without residue
Enclosure material (front)			Scratch resistance 2H (acc. to JIS K 5600), adhesive force 0.011 N/25 mm (acc. to JIS Z 0237)
• Plastic			Yes; Haze 11.9% acc. to JIS K 7136 and transmission 90.5% acc. to JIS K 7361-1
• PET			Yes; Basic foil, storage life > 1 year
Dimensions			
Width	321.4 mm	321.4 mm	318 mm
Height	232.4 mm	236.8 mm	229 mm
Thickness	0.125 mm	0.125 mm	0.225 mm
Weights			
Weight without packaging			22 g; Per unit
Scope of supply			
Delivery quantity in pieces	10	10	5; Units per set
Components included			5x removers, 5x cleaning cloths, 1x spatula for applying
Other			
printable with laser printer	Yes	Yes	No
Merchandise	No	No	Yes; URM55 reflection shield, matte
Manufacturer name	SIEMENS AG	SIEMENS AG	Bedifol GmbH
Manufacturer's address	Gleiwitzerstraße 555, 90475 Nuremberg, Germany	Gleiwitzerstraße 555, 90475 Nuremberg, Germany	Byk-Gulden-Straße 2 // F22, 78467 Constance, Germany
Target devices	for TP1200 Comfort, IPC277D	for KTP1200 Basic	Panels and IPC with start of delivery from 2020 (WFP2.3)
Note:			Surface-adhesive film, can be trimmed, printable, observe target device manual before attaching, limited suitability for resistive touch systems

Accessories

Protective films

Technical specifications (continued)

Article number	6AV6574-1AD00-4EX0	6AV2124-6QJ00-0AX1	6AV6881-0QJ22-0AA0
	Protect. Film 15" Touch Device	Protect. Film 15" Widescreen	Protect. film 15" front, type 5
General information			
Product type designation	Protective film 15", 4:3	Protective film 15" widescreen	Protective film 15" front, surface, type 5
Installation type/mounting			
Mounting in portrait format possible	Yes	Yes	Yes
Mounting in landscape format possible	Yes	Yes	Yes
Standards, approvals, certificates			
CE mark	Yes		No; No CE marking obligation
Ambient conditions			
Suited for indoor use		Yes	Yes; Processing temperature 5 °C to 32 °C, empirical value
Suited for outdoor use		No	No; possible under certain conditions
Ambient temperature during operation			
• min.	-40 °C	-40 °C	-20 °C
• max.	50 °C	80 °C	80 °C
Relative humidity			
• Operation, max.	90 %	90 %	50 %
Mechanics/material			
Material			Polyester with functional hard layer, dirt-repellant, URM55, silicone adhesive layer
• Plastic	Yes; Nonreflecting	Yes; Nonreflecting	Yes; Non-reflecting, matte, can be removed without residue, hard-coated, dirt-repellant
• PET			Yes; Non-antistatic, non-reflecting, scratch-resistant, can be removed without residue
Enclosure material (front)			Scratch resistance 2H (acc. to JIS K 5600), adhesive force 0.011 N/25 mm (acc. to JIS Z 0237)
• Plastic			Yes; Haze 11.9% acc. to JIS K 7136 and transmission 90.5% acc. to JIS K 7361-1
• PET			Yes; Basic foil, storage life > 1 year
Dimensions			
Width	362 mm	368 mm	390 mm
Height	289 mm	259 mm	249 mm
Thickness	0.125 mm	0.125 mm	0.225 mm
Weights			
Weight without packaging		26 g; Per unit	150 g; Per unit
Scope of supply			
Delivery quantity in pieces	10	10; Units per set	5; Units per set
Components included			5x removers, 5x cleaning cloths, 1x spatula for applying
Other			
printable with laser printer	Yes	Yes	No; Suitable for screen printing
Merchandise	No	No	Yes; URM55 reflection shield, matte
Manufacturer name	SIEMENS AG	SIEMENS AG	Bedifol GmbH
Manufacturer's address	Gleiwitzerstraße 555, 90475 Nuremberg, Germany	Gleiwitzerstraße 555, 90475 Nuremberg, Germany	Byk-Gulden-Straße 2 // F22, 78467 Constance, Germany
Target devices		for Comfort Panel, IPC, Flat Panel, Thin Client	Panels and IPC with start of delivery from 2020 (WFP2.3)
Note:	Not suitable for widescreen	not suitable for multi-touch (glass front)	Surface-adhesive film, can be trimmed, printable, observe target device manual before attaching, limited suitability for resistive touch systems

Technical specifications (continued)

Article number	6AV7672-1CE00-0AA0 Protect. Film 19" Touch Device	6AV2124-6UJ00-0AX1 Protect. Film 19" Widescreen	6AV6881-0UJ20-0AA0 Protect. film 19" glass front, type 1	6AV6881-0UJ22-0AA0 Protect. film 19" front, type 5
General information				
Product type designation	Protective film 19", 4:3	Protective film 19" widescreen	Protective film, 19" glass front	Protective film 19" front, surface, type 5
Installation type/mounting				
Mounting in portrait format possible	Yes	Yes	Yes	Yes
Mounting in landscape format possible	Yes	Yes	Yes	Yes
Standards, approvals, certificates				
CE mark	Yes		No; No CE marking obligation	No; No CE marking obligation
Ambient conditions				
Suited for indoor use		Yes	Yes	Yes; Processing temperature 5 °C to 32 °C, empirical value
Suited for outdoor use		No	No; possible under certain conditions	No; possible under certain conditions
Ambient temperature during operation				
• min.	-40 °C	-40 °C	0 °C	-20 °C
• max.	80 °C	80 °C	55 °C	80 °C
Relative humidity				
• Operation, max.	90 %	90 %	50 %	50 %
Mechanics/material				
Material			Polyester with functional hard layer, dirt-repellant, URM55, silicone adhesive layer	Polyester with functional hard layer, dirt-repellant, URM55, silicone adhesive layer
• Plastic	Yes; Nonreflecting	Yes; Nonreflecting	Yes; Non-reflecting, matte, can be removed without residue, hard-coated, dirt-repellant	Yes; Non-reflecting, matte, can be removed without residue, hard-coated, dirt-repellant
• PET			Yes; Non-antistatic, non-reflecting, scratch-resistant, can be removed without residue	Yes; Non-antistatic, non-reflecting, scratch-resistant, can be removed without residue
Enclosure material (front)			Scratching hardness 2H, adhesive force 0.011 N/25 mm	Scratch resistance 2H (acc. to JIS K 5600), adhesive force 0.011 N/25 mm (acc. to JIS Z 0237)
• Plastic				Yes; Haze 11.9% acc. to JIS K 7136 and transmission 90.5% acc. to JIS K 7361-1
• PET				Yes; Basic foil, storage life > 1 year
Dimensions				
Width	378 mm	451 mm	409 mm	456 mm
Height	302.5 mm	285 mm	231 mm	286 mm
Thickness	0.2 mm	0.125 mm	0.225 mm	0.225 mm
Weights				
Weight without packaging		34 g; Per unit	34 g; Per unit	190 g; Per unit

Accessories

Protective films

Technical specifications (continued)

Article number	6AV7672-1CE00-0AA0 Protect. Film 19" Touch Device	6AV2124-6UJ00-0AX1 Protect. Film 19" Widescreen	6AV6881-0UJ20-0AA0 Protect. film 19" glass front, type 1	6AV6881-0UJ22-0AA0 Protect. film 19" front, type 5
Scope of supply				
Delivery quantity in pieces	10	10; Units per set	5; Units per set	5; Units per set
Components included			5x removers, 5x cleaning cloths, 5x spatulas for applying	5x removers, 5x cleaning cloths, 1x spatula for applying
Other				
printable with laser printer	Yes	Yes	No	No; Suitable for screen printing
Merchandise	No	No	Yes; URM55 reflection shield, matte	Yes; URM55 reflection shield, matte
Manufacturer name	SIEMENS AG	SIEMENS AG	Bedifol GmbH	Bedifol GmbH
Manufacturer's address	Gleiwitzerstraße 555, 90475 Nuremberg, Germany	Gleiwitzerstraße 555, 90475 Nuremberg, Germany	Byk-Gulden-Straße 2 // F22, 78467 Constance, Germany	Byk-Gulden-Straße 2 // F22, 78467 Constance, Germany
Target devices		for Comfort Panel, IPC, Flat Panel, Thin Client	For 19" widescreen flat panels, can also be cut to size for smaller, glass front displays, not suitable for membrane fronts	Panels and IPC with start of delivery from 2020 (WFP2.3)
Note:	Not suitable for widescreen	not suitable for multi-touch (glass front)	Surface-adhesive film, can be trimmed, printable, observe target device manual before attaching, limited suitability for resistive touch systems	Surface-adhesive film, can be trimmed, printable, observe target device manual before attaching, limited suitability for resistive touch systems

Technical specifications (continued)

Article number	6AV2124-6XJ00-0AX1	6AV6881-0VJ22-0AA0	6AV6881-0WJ22-0AA0
	Protect. Film 22" Widescreen	Protect. film 22" front, type 5	Protect. film 24" front, type 5
General information			
Product type designation	Protective film 22" widescreen	Protective film 22" front, surface, type 5	Protective film 24" front, surface, type 5
Installation type/mounting			
Mounting in portrait format possible	Yes	Yes	Yes
Mounting in landscape format possible	Yes	Yes	Yes
Standards, approvals, certificates			
CE mark		No; No CE marking obligation	No; No CE marking obligation
Ambient conditions			
Suited for indoor use	Yes	Yes; Processing temperature 5 °C to 32 °C, empirical value	Yes; Processing temperature 5 °C to 32 °C, empirical value
Suited for outdoor use	No	No; possible under certain conditions	No; possible under certain conditions
Ambient temperature during operation			
• min.	-40 °C	-20 °C	-20 °C
• max.	80 °C	80 °C	80 °C
Relative humidity			
• Operation, max.	90 %	50 %	50 %
Mechanics/material			
Material		Polyester with functional hard layer, dirt-repellant, URM55, silicone adhesive layer	Polyester with functional hard layer, dirt-repellant, URM55, silicone adhesive layer
• Plastic	Yes; Nonreflecting	Yes; Non-reflecting, matte, can be removed without residue, hard-coated, dirt-repellant	Yes; Non-reflecting, matte, can be removed without residue, hard-coated, dirt-repellant
• PET		Yes; Non-antistatic, non-reflecting, scratch-resistant, can be removed without residue	Yes; Non-antistatic, non-reflecting, scratch-resistant, can be removed without residue
Enclosure material (front)		Scratch resistance 2H (acc. to JIS K 5600), adhesive force 0.011 N/25 mm (acc. to JIS Z 0237)	Scratch resistance 2H (acc. to JIS K 5600), adhesive force 0.011 N/25 mm (acc. to JIS Z 0237)
• Plastic		Yes; Haze 11.9% acc. to JIS K 7136 and transmission 90.5% acc. to JIS K 7361-1	Yes; Haze 11.9% acc. to JIS K 7136 and transmission 90.5% acc. to JIS K 7361-1
• PET		Yes; Basic foil, storage life > 1 year	Yes; Basic foil, storage life > 1 year
Dimensions			
Width	518 mm	512 mm	577 mm
Height	334 mm	323 mm	355 mm
Thickness	0.125 mm	0.225 mm	0.225 mm
Weights			
Weight without packaging	44 g; Per unit	220 g; Per unit	240 g; Per unit
Scope of supply			
Delivery quantity in pieces	10; Units per set	5; Units per set	5; Units per set
Components included		5x removers, 5x cleaning cloths, 1x spatula for applying	5x removers, 5x cleaning cloths, 1x spatula for applying
Other			
printable with laser printer	Yes	No; Suitable for screen printing	No; Suitable for screen printing
Merchandise	No	Yes; URM55 reflection shield, matte	Yes; URM55 reflection shield, matte
Manufacturer name	SIEMENS AG	Bedifol GmbH	Bedifol GmbH
Manufacturer's address	Gleiwitzerstraße 555, 90475 Nuremberg, Germany	Byk-Gulden-Straße 2 // F22, 78467 Constance, Germany	Byk-Gulden-Straße 2 // F22, 78467 Constance, Germany
Target devices	for Comfort Panel, IPC, Flat Panel, Thin Client	Panels and IPC with start of delivery from 2020 (WFP2.3)	Panels and IPC with start of delivery from 2020 (WFP2.3)
Note:	not suitable for multi-touch (glass front)	Surface-adhesive film, can be trimmed, printable, observe target device manual before attaching, limited suitability for resistive touch systems	Surface-adhesive film, can be trimmed, printable, observe target device manual before attaching, limited suitability for resistive touch systems

Accessories

Protective films

Ordering data	Article No.
Protective films 4"	
• Touch devices	6AV6671-2EC00-0AX0
• Widescreen	6AV2124-6DJ00-0AX0
• Widescreen, Type 13	6AV2181-5DJ00-0AX0
Protective films 6"	
• Touch devices, Type 1	6AV6574-1AD00-4AX0
• Touch devices, Type 2	6AV6574-1AD00-4DX0
• Touch devices, Type 4	6AV6671-2XC00-0AX0
• Touch devices, Type 10	6AV6574-1AD04-4AA0
Protective films 7"	
• Widescreen	6AV2124-6GJ00-0AX0
• Widescreen, Type 5 Unified / IPC	6AV6881-0GJ22-0AA0
• Widescreen, Type 13	6AV2181-5GJ00-0AX0
Protective films 8"	
• Touch devices, Type 1	6AV6671-3CC00-0AX0
• Touch devices, Type 2	6AV6671-3CC00-0AX5
• Touch devices, Type 10	6AV6671-5BC00-0AX0
Protective films 9"	
• Widescreen, Type 1	6AV2124-6JJ00-0AX0
• Widescreen, Type 2	6AV2181-3JJ20-0AX0
• Widescreen, Type 13	6AV2181-5JJ00-0AX0
Protective films 10"	
• Touch devices, Type 1	6AV6671-3DC00-0AX0
• Touch devices, Type 2	6AV6671-3DC00-0AX5
• Widescreen "full-surface bonding", Type 4	6AV6881-0AJ21-0AA0
• Widescreen, Type 5 Unified / IPC	6AV6881-0KJ22-0AA0
• Touch devices, Type 10	6AV6645-7AB15-0AS0
Protective films for 10" to 12" touch devices	6AV6574-1AD00-4CX0
Protective films 12"	
• Widescreen, Type 1	6AV2124-6MJ00-0AX0
• Widescreen, Type 2	6AV2181-3MJ20-0AX0
• Widescreen, Type 5 Unified / IPC	6AV6881-0MJ22-0AA0
Protective films 15"	
• Touch devices	6AV6574-1AD00-4EX0
• Widescreen	6AV2124-6QJ00-0AX1
• Widescreen, Type 5 Unified / IPC	6AV6881-0QJ22-0AA0
Protective films 19"	
• Touch devices	6AV7672-1CE00-0AA0
• Widescreen	6AV2124-6UJ00-0AX1
• Widescreen "full-surface bonding"	6AV6881-0UJ20-0AA0
• Widescreen, Type 5 Unified / IPC	6AV6881-0UJ22-0AA0
Protective films 22"	
• Widescreen	6AV2124-6XJ00-0AX1
• Widescreen, Type 5 Unified / IPC	6AV6881-0VJ22-0AA0
Protective films 24"	
• Widescreen, Type 5 Unified / IPC	6AV6881-0WJ22-0AA0

More information

Note:

Suitable target devices and contents can be found at the end of the technical specifications of each protective film.

Photos and product images may differ from the actual product.

Detailed technical specifications, content information, quantities and compatible core products are listed online in the technical specifications of the respective accessory.

Industry Mall:

<https://mall.industry.siemens.com>


If you use the TIA Selection Tool (selection guide) to find your core product, the appropriate accessories are also displayed automatically. This facilitates selection of suitable accessories.

<http://www.siemens.com/tia-selection-tool>

Data sheets and manufacturer declarations are available for downloading in the Online Support area.

<http://support.automation.siemens.com>

Overview



Protective covers with IP65 degree of protection provide complete frontal protection of the panel and IPC against dirt and scratches.

If the protective cover is now attacked by corrosive substances, the actual front of the device remains unaffected. If it is damaged, the protective cover can easily be replaced at any time.

Self-adhesive protective films are available for simple display protection.

The protective covers can be kept clean using high-pressure cleaning equipment.

Ready-made templates can be downloaded to help you create and print out your own low-cost frame designs between panel and protective cover.

Unfortunately, no protective covers are available for the Basic and Comfort Panels, or the IPCs.

Dust caps

It is also possible to dustproof unused or rarely used interfaces on the back or underside of the device.

For this purpose we offer dust caps.

Protective covers and dust caps

Protective covers

With a protective cover the complete panel front can be additionally protected. This gives IP65 degree of protection to the complete panel front.

Technical specifications

Article number	6AV6574-1AE00-4AX0	6AV6671-1AJ00-0AX0	6AV6671-2DJ00-0AX0	6AV6671-3CK01-0AX0	6AV6671-3CK00-0AX0	6ES7648-1AA50-0XG0
	Protective Cover 6" Touch Devices	Protective Cover OP 77	Protective Cover OP 177	Protective Cover MP 277-8" Touch	Protective Cover MP 277 10" Touch	Dust protection set interfaces
General information						
Product type designation	Protective cover 6" touch devices	Protective cover	Protective cover	Protective cover MP277 8" touch	Protective cover MP277 10" touch	Dust protection set interfaces
Installation type/mounting						
Mounting in portrait format possible	Yes	Yes	Yes	Yes	Yes	
Mounting in landscape format possible	Yes	Yes	Yes	Yes	Yes	
Degree and class of protection						
IP (at the front)	IP65	IP65	IP65	IP65	IP65	
Standards, approvals, certificates						
CE mark	Yes	Yes	Yes	Yes	Yes	
Ambient conditions						
Ambient temperature during operation						
• min.	-40 °C	-40 °C	-40 °C	-40 °C	-40 °C	
• max.	80 °C	80 °C	80 °C	80 °C	80 °C	
Relative humidity						
• Operation, max.	95 %	95 %	95 %	95 %	95 %	

Accessories

Protective covers, dust caps

Technical specifications (continued)

Article number	6AV6574-1AE00-4AX0 Protective Cover 6" Touch Devices	6AV6671-1AJ00-0AX0 Protective Cover OP 77	6AV6671-2DJ00-0AX0 Protective Cover OP 177	6AV6671-3CK01-0AX0 Protective Cover MP 277-8" Touch	6AV6671-3CK00-0AX0 Protective Cover MP 277 10" Touch	6ES7648-1AA50-0XG0 Dust protection set interfaces
Mechanics/material						
Material						
• Plastic	Yes	Yes	Yes	Yes	Yes	
Dimensions						
Width	242.3 mm	178.6 mm	274.3 mm	270.8 mm	355.8 mm	
Height	186.3 mm	214.6 mm	243.26 mm	211 mm	294 mm	
Thickness	10 mm	7.8 mm	7.8 mm	7.8 mm	7.8 mm	
Mounting cutout, width	198 mm	135 mm	229 mm	226 mm	310 mm	
Mounting cutout, height	142 mm	171 mm	196 mm	166 mm	248 mm	
Weights						
Weight without packaging	750 g	750 g	750 g	750 g	750 g	
Scope of supply						
Delivery quantity in pieces						
• Parts per unit	2; 2 cover frames, 2 base frames, 2 protective covers, molded (for TP070, TP170micro, TP170A/B), 2 protective covers, smooth (for TP177micro, TP177A/B, TP270 6", MP177 6" touch, MP270 6" touch)	2; 2 cover frames, 2 base frames, 2 protective covers	2; 2 cover frames, 2 base frames, 2 protective covers	2; 2 cover frames, 2 base frames, 2 protective covers	2; 2 cover frames, 2 base frames, 2 protective covers	
Other						
Merchandise	No	No	No	No	No	No
Manufacturer name	SIEMENS AG	SIEMENS AG	SIEMENS AG	SIEMENS AG	SIEMENS AG	SIEMENS AG
Manufacturer's address	Gleiwitzerstraße 555, 90475 Nuremberg, Germany	Gleiwitzerstraße 555, 90475 Nuremberg, Germany	Gleiwitzerstraße 555, 90475 Nuremberg, Germany	Gleiwitzerstraße 555, 90475 Nuremberg, Germany	Gleiwitzerstraße 555, 90475 Nuremberg, Germany	Gleiwitzerstraße 555, 90475 Nuremberg, Germany
Target devices	For TP070, TP170A, TP170B, TP170micro, TP177micro, TP177A, TP177B, TP270 6", TP277 6", MP270 6" touch	for OP 77A, OP 77B	For OP177B	For MP277 8" touch as far as product version "ES 14" with narrow frame	For MP277 10" touch up to product version "ES 14", Thin Client 10" up to "ES 03" (6AV6646-0AA21-2AX0) with narrow frame	

Ordering data	Article No.
Protective covers for 6" touch devices for TP 070, TP 170micro, TP 177micro, TP 170A/B, TP 177A/B, TP 270 6", TP 277 6" MP 177 6" touch, MP 270 6" touch	6AV6574-1AE00-4AX0
Protective covers for OP 77 for OP77 and OP77B	6AV6671-1AJ00-0AX0
Protective covers for OP 177 for OP177B	6AV6671-2DJ00-0AX0
Protective covers for MP 277 8" touch devices Only suitable for MP 277 8" touch up to E14 ¹⁾ (for devices with a narrow frame geometry)	6AV6671-3CK01-0AX0
Protective covers for MP 277 10" touch devices Only suitable for MP 277 10" touch up to E14 ¹⁾ and 10" Thin Client up to E03 ²⁾ (for devices with a narrow frame geometry)	6AV6671-3CK00-0AX0
Dust protection set for USB and RJ45 interfaces SIMATIC PC, dust protection set accessory, interfaces for Panels, Thin Clients and IPCs with suitable USB or RJ45 (LAN) interface	6ES7648-1AA50-0XG0

¹⁾ E14 = Product version 14

²⁾ E03 = Product version 03

More information

Note:

Photos and product images may differ from the actual product.

Detailed technical specifications, content information, quantities and compatible core products are listed online in the technical specifications of the respective accessory.

Industry Mall:

<https://mall.industry.siemens.com>

If you use the TIA Selection Tool (selection guide) to find your core product, the appropriate accessories are also displayed automatically. This facilitates selection of suitable accessories.

<http://www.siemens.com/tia-selection-tool>

Data sheets and manufacturer declarations are available for downloading in the Online Support area.

<http://support.automation.siemens.com>

Accessories

Service sets

Overview



Service sets

A service set contains all the typical parts that are required for a core product.

If several identical parts are required, e.g. mounting clips, it makes more sense to order these separately.

Detailed information and quantities can be obtained from the relevant technical specifications. The number and contents are optimized in terms of functionality and cost. For this reason, accessories can only be obtained in the specified pack sizes.

Technical specifications

Article number	6AV6671-2EA00-0AX0	6AV6574-1AA00-4AX0	6AV2181-8XA80-0AX0	6AV6671-2XA00-0AX0	6AV6671-3XA01-0AX0	6AV6671-3XA01-0AX1
	Service set for 4" and 6" devices	Service set for 6" devices, type 1	Service set for 6" devices, type 2	Service set for 6" devices, type 3	Service set for 6" to 10" devices	Service set for 8" to 10" devices
General information						
Product type designation					Service set 6" ... 10"	Service set 8" ... 10"
Standards, approvals, certificates						
CE mark	Yes	Yes	Yes	Yes	Yes	Yes
Ambient conditions						
Ambient temperature during operation						
• min.	0 °C	0 °C	0 °C	0 °C	0 °C	0 °C
• max.	55 °C	55 °C	55 °C	55 °C	55 °C	55 °C
Relative humidity						
• Operation, max.	95 %	95 %	95 %	95 %	95 %	95 %
Scope of supply						
Delivery quantity in pieces						
• Parts per unit	1; Content: 2x seal KTP 400-TP 177B 4", 2x seal for KTP 600, 7x aluminum mounting clip, 1x 2-pin female connector	1; Content: 3x mounting seal, 2x labeling strip, 7x plastic mounting clip, 1x 2-pin female connector	1; Content: 3x mounting seal, 2x labeling strip, 7x plastic mounting clip, 20x aluminum mounting clip, 1x 2-pin female connector	1; Content: 1x mounting seal TP 177, 1x mounting seal OP 177, 7x plastic mounting clip, 1x 2-pin female connector	1; Content: 6x device-specific seals, 15x aluminum mounting clips, 1x 2-pin female connector, 1x product information clamp	1; Content: 14x spring mounting clip, 1x 2-pin female connector
Other						
Merchandise	Yes	Yes	Yes	Yes	Yes	Yes
Manufacturer name	SIEMENS AG	SIEMENS AG	SIEMENS AG	SIEMENS AG	SIEMENS AG	SIEMENS AG
Manufacturer's address	Gleiwitzerstraße 555, 90475 Nuremberg, Germany					
Target devices	for KTP 400 Basic, KTP 600 Basic, TP 177B 4"	For TP070, TP170A/B, OP170B, TP170micro, OP270 6", TP270 6", MP270B 6" touch	For TP070, TP170A/B, OP170B, TP170micro, OP/TP270 6", MP177 6" T, MP270B 6" touch	for TP 177micro, TP 177A, TP 177B, OP 177B	For TP/OP277 6", MP277 8" touch, MP277 8" key, MP277 10" key product version "ES 14" and later, MP277 10" touch product version "ES 14" and later	For MP277 8" touch, MP277 8" key product version "ES 15" and later, MP277 10" touch product version "ES 15" and later

Technical specifications (continued)

Article number	6AV6574-1AA00-2DX0	6AV6675-3AA00-0AX0	6AV6574-1AA00-2CX0	6AV6574-1AA00-2BX0
	Service set for 10" devices, type 1	Service set for 10" devices, type 2	Service set for 10" to 15" devices	Service set for 12" devices
General information				
Product type designation		Service set 10"		Service set, 12" ... 15"
Standards, approvals, certificates				
CE mark	Yes	Yes	Yes	Yes
Ambient conditions				
Ambient temperature during operation				
• min.		0 °C		0 °C
• max.		55 °C		55 °C
Relative humidity				
• Operation, max.		95 %		95 %
Mechanics/material				
Screw type				
• Hexagon socket				Yes; 2.5 mm
Scope of supply				
Delivery quantity in pieces				
• Parts per unit	1; Content: 1x slide-in label strip for OP270 10" and MP270 10" key, 1x installation seal for OP270 10" and MP270 10" key, 10x cast aluminum mounting clips, 1x 2-pin female connector, 1x Allen key	1; Content: 1x installation seal, 10x cast aluminum mounting clips, 1x 2-pin female connector, 1x Allen key	1; Content: 10x aluminum mounting clips, 1x 2-pin female connector, 1x CF card interlock, 1x PC card interlock, 1x installation seal, C7-636, TP/MP270(B), MP370-12"T, 1x installation seal for MP370-15"T, all other panels have a non-replaceable foam seal	1; Content: 1x mounting gasket sold by the meter, 2x memory card lock wide, 2x memory card lock narrow, 10x mounting clip cast aluminum, 6x mounting bracket, 1x female connector 2-pole 90 degrees, 1x female connector 2-pole 180 degrees, 2x Allen key and labeling strips for Key Panel
Other				
Merchandise	Yes		Yes	Yes
Manufacturer name	SIEMENS AG		SIEMENS AG	SIEMENS AG
Manufacturer's address	Gleiwitzerstraße 555, 90475 Nuremberg, Germany		Gleiwitzerstraße 555, 90475 Nuremberg, Germany	Gleiwitzerstraße 555, 90475 Nuremberg, Germany
Target devices	for OP270 10", MP270B key	For MP277 10" touch with stainless steel front	For C7-636 touch, TP270 10", MP270B 10" touch, MP370 12" touch, MP370 15" touch	For MP370 12" ... 15" Touch/Key and TP37

Article number	6AV6671-4XA00-0AX0	6AV6671-4CA00-0AX0
	Service set for 12" to 19" devices	Service set for 15" devices
General information		
Product type designation	Service set 12" ... 19"	Service set 15"
Standards, approvals, certificates		
CE mark	Yes	Yes
Ambient conditions		
Ambient temperature during operation		
• min.	0 °C	0 °C
• max.	55 °C	55 °C
Relative humidity		
• Operation, max.	95 %	95 %
Mechanics/material		
Screw type		
• 4.5 V	Yes	
Scope of supply		
Delivery quantity in pieces		
• Parts per unit	1; Content: 1x mounting seal MP377 12" key, 1x mounting seal MP377 12" touch, 1x mounting seal MP377 15" touch, 1x mounting seal MP377 19" touch, 18x aluminum mounting clip, 1x 2-pin female connector	1; Content: 1x mounting seal, 1x memory card lock, 12x cast aluminum mounting clip, 1x 2-pin female connector, 1x Allen key

Accessories

Service sets

Technical specifications (continued)

Article number	6AV6671-4XA00-0AX0	6AV6671-4CA00-0AX0
	Service set for 12" to 19" devices	Service set for 15" devices
Other		
Merchandise	Yes	Yes
Manufacturer name	SIEMENS AG	SIEMENS AG
Manufacturer's address	Gleiwitzerstraße 555, 90475 Nuremberg, Germany	Gleiwitzerstraße 555, 90475 Nuremberg, Germany
Target devices	For MP377 12" key, MP377 12" touch, MP377 15" touch, MP377 19" touch	For MP377 15" touch with stainless steel front

Article number	6AV6574-1AA04-4AA0	6AV6671-5CA00-0AX1	6AV6671-5CA00-0AX2
	Service set Mobile Panel	Service set Mobile Panel Wireless V1	Service set Mobile Panel Wireless V2
General information			
Product type designation		Service set Mobile Panel 277 (F) IWLAN V1	Service set Mobile Panel 277 (F) IWLAN V2
Standards, approvals, certificates			
CE mark	Yes	Yes	Yes
Ambient conditions			
Ambient temperature during operation			
• min.		0 °C	0 °C
• max.		55 °C	55 °C
Relative humidity			
• Operation, max.		95 %	95 %
Scope of supply			
Delivery quantity in pieces			
• Parts per unit	1; Content: 1x blanking plug, 2x PG cable gland A-box, 1x screw set cover A-box, 2x 12-pin terminal box, 1x 3-pin terminal box, 1x dummy cap A-box, 2x corner seal l/r and O-ring, 4x decorative film corner seal l/r	1; Content: 2x covers for charging station l/r, 1x connector for charging station, 2x corner seals l/r, 2x gasket corner seals, 4x decorative film corner seals l/r, 1x backup battery 3.6 V / 1.5 Ah including cover, 1x spare key for charging cradle	1; Content: 1x battery slot cover device with seal, 2x cover charging station l/r, 1x circular connector charging station, 2x corner seal l/r, 2x O-ring seal, 4x decorative foil, 1x charging tray spare key incl. lock and lock holder, screws
Other			
Merchandise	Yes	Yes	Yes
Manufacturer name	SIEMENS AG	SIEMENS AG	SIEMENS AG
Manufacturer's address	Gleiwitzerstraße 555, 90475 Nuremberg, Germany	Gleiwitzerstraße 555, 90475 Nuremberg, Germany	Gleiwitzerstraße 555, 90475 Nuremberg, Germany
Target devices	For Mobile Panel 170, Mobile Panel 177	for Mobile Panel 277 IWLAN V1, Mobile Panel 277F IWLAN V1	for Mobile Panel 277 IWLAN V2, Mobile Panel 277F IWLAN V2

Article number	6AV6671-3EA01-0AX0	6AV3678-3XC30	6AV3678-1CC10	6AV6671-1XA00-0AX0
	Service set Industrial USB Hub 4	Service Package F: PP7, PP17 I, PP17 II	Service Package f.OP7/17 and TD17	OP73Micro, OP73, OP77 Service Set
General information				
Product type designation	Industrial USB Hub 4			
Standards, approvals, certificates				
CE mark	Yes	Yes	Yes	Yes
Ambient conditions				
Ambient temperature during operation				
• min.	0 °C	0 °C	0 °C	0 °C
• max.	55 °C	55 °C	55 °C	55 °C
Relative humidity				
• Operation, max.	95 %	95 %	95 %	95 %
Scope of supply				
Delivery quantity in pieces				
• Parts per unit	1; Content: 1x mounting seal, 1x mounting frame, 5x plastic mounting clip, 1x 2-pin female connector	1; Content: 1x mounting seal PP7, 1x mounting seal PP17, 5x plastic mounting clip, 1x 2-pin female connector, 1x 3-pin female connector, 1x 4-pin female connector, 2x 16-pin female connector	1; Content: 1x mounting seal TD17, 1x mounting seal OP7, 1x mounting seal TD/OP17, 5x plastic mounting clip	1; Content: 1x mounting seal OP73, 1x mounting seal OP77, 4x plastic mounting clip, 1x 2-pin female connector

Technical specifications (continued)

Article number	6AV6671-3EA01-0AX0	6AV3678-3XC30	6AV3678-1CC10	6AV6671-1XA00-0AX0
	Service set Industrial USB Hub 4	Service Package F: PP7, PP17 I, PP17 II	Service Package f.OP7/17 and TD17	OP73Micro, OP73, OP77 Service Set
Other				
Merchandise	Yes			
Manufacturer name	SIEMENS AG			
Manufacturer's address	Gleiwitzerstraße 555, 90475 Nuremberg, Germany			
Target devices	For the Industrial USB Hub 4			
Note:		for PP7, PP17-I, PP17-II	for TD17, OP7, OP17	for OP73micro, OP73, OP77A, OP77B
Article number	6AV6881-5AA00-0AA1	6AV6881-5AA00-0AA2	6AV6881-0AG11-0AA0	
	Service set KTP Mobile covers	Service set KTP Mobile covers	Service set KTP Mobile screws M3	
General information				
Product type designation	Mobile Panel Cover Set without M3	Mobile Panel Cover Set incl. M3	Mobile Panel M3 screw	
Standards, approvals, certificates				
CE mark	No; No CE marking obligation			
Ambient conditions				
Suited for indoor use	Yes	Yes	Yes	
Suited for outdoor use	No; possible under certain conditions	No; possible under certain conditions	No; possible under certain conditions	
Ambient temperature during operation				
• min.	0 °C	0 °C	0 °C	
• max.	55 °C	55 °C	55 °C	
Relative humidity				
• Operation, max.	95 %	95 %	95 %	
Mechanics/material				
Material			general requirement according to DIN ISO 8992	
• Plastic	Yes; Misc. parts	Yes; Misc. parts		
• Sheet steel	Yes; Miscellaneous screws	Yes; Miscellaneous screws		
Screw type				
• Cross-tip	Yes; Cross-tip including slot	Yes; Cross-tip including slot	Yes; Cross-tip including slot	
Dimensions				
Height			12 mm; Overall	
Depth			10 mm; Up to underside of screw head	
Thickness			11 mm; Screw head	
Weights				
Weight without packaging	40 g	45 g	2.2 g	
Scope of supply				
Delivery quantity in pieces	1; Combination cross-tip collar screw (M3x10)	1; 5x plastic cable clamps, 5x USB covers, and 5x (M3x10) screws	5; Combination cross-tip collar screw (M3x10)	
Components included	Combination cross-tip collar screw (M3x10)	5x plastic cable clamps, 5x USB covers, and 5x (M3x10) screws	Screws for attachment	
Other				
Merchandise	No	No	No	
Manufacturer name	SIEMENS AG	SIEMENS AG	SIEMENS AG	
Manufacturer's address	Gleiwitzerstraße 555, 90475 Nuremberg, Germany	Gleiwitzerstraße 555, 90475 Nuremberg, Germany	Gleiwitzerstraße 555, 90475 Nuremberg, Germany	
Target devices	Wired Mobile Panel (PROFIBUS and PROFINET)	Wired Mobile Panel (PROFIBUS and PROFINET)	Wired Mobile Panel (PROFIBUS and PROFINET)	
Note:	Observe documentation of the target device	Observe documentation of the target device	Observe documentation of the target device	

Accessories

Service sets

Ordering data

Service sets

For contents and matching devices, see technical specifications in the Mall

For 4" and 6" devices

Service set for KTP400 Basic, KTP600 Basic, TP 177B 4"

6AV6671-2EA00-0AX0

For 6" devices, type 1

Service set for TP 070, TP 170A/B, OP 170B, TP 170micro, OP 270, TP 270B, MP 270B touch

6AV6574-1AA00-4AX0

For 6" devices, type 2

Service set for TP 070, TP 170A/B, OP 170B, TP 170micro, TP/OP 270 6", MP 270B 6" touch

6AV2181-8XA80-0AX0

For 6" devices, type 3

Service set for TP 177micro, TP 177A/B, OP 177B

6AV6671-2XA00-0AX0

For 6" to 10" devices

Service set for TP/OP 277 6", MP 277 8" touch, MP 277 8" key, MP 277 10" key and MP 277 10" touch devices up to product version "ES 14"

6AV6671-3XA01-0AX0

For 8" to 10" devices

Service set for MP 277 8" touch and key devices from product version "ES 15", MP 277 10" touch devices from product version "ES 15"

6AV6671-3XA01-0AX1

For 10", type 1

Service set for OP 270 10", MP 270B key devices

6AV6574-1AA00-2DX0

For 10" devices, type 2

Service set for MP 277 10" touch devices with stainless steel front

6AV6675-3AA00-0AX0

For 10" to 15" devices

Service set for C7-636 touch, TP 270 10", MP 270B 10" touch, MP 370 12"/15" touch devices

6AV6574-1AA00-2CX0

For 12" devices

Service set suitable for MP 370 12"/15" touch/key devices and TP37

6AV6574-1AA00-2BX0

For 12" to 19" devices

Service set for MP 377 12" touch and key devices, MP 377 15" touch, MP 377 19" touch devices

6AV6671-4XA00-0AX0

For 15" devices

Service set for MP 377 15" touch devices with stainless steel front

6AV6671-4CA00-0AX0

For Mobile Panel 177/277

6AV6574-1AA04-4AA0

For Mobile Panel 277(F) IWLAN V1

6AV6671-5CA00-0AX1

For Mobile Panel 277(F) IWLAN V2

6AV6671-5CA00-0AX2

For Industrial USB Hub 4

6AV6671-3EA01-0AX0

For Pushbutton Panels

6AV3678-3XC30

Service set for PP7, PP17I, PP17 II, PP17 mounting gasket, 5x mounting clamps, 2-pin 24 V DC plug, 3-pin 24 V DC plug, 4-pin plug, 16-pin plug

Article No.

For TD17, OP7/17

Service set for OP7/OP17 and TD 17;
TD17 mounting gasket,
OP7 mounting gasket,
OP17 mounting gasket
5x mounting clamps

6AV3678-1CC10

For OP73 micro, OP73, OP77

Service set for OP73micro, OP 73, OP 77A, OP 77B

6AV6671-1XA00-0AX0

KTP Mobile covers complete set

Cable clamp, USB cover incl. M3x10 screws.

6AV6881-5AA00-0AA2

KTP Mobile covers

Cable clamp, USB cover

6AV6881-5AA00-0AA1

KTP Mobile screw set M3x10

M3x10 screws

6AV6881-0AG11-0AA0

More information

Note:

Photos and product images may differ from the actual product.

Detailed technical specifications, content information, quantities and compatible core products are listed online in the technical specifications of the respective accessory.

Industry Mall:

<https://mall.industry.siemens.com>

If you use the TIA Selection Tool (selection guide) to find your core product, the appropriate accessories are also displayed automatically. This facilitates selection of suitable accessories.

<http://www.siemens.com/tia-selection-tool>

Data sheets and manufacturer declarations are available for downloading in the Online Support area.

<http://support.automation.siemens.com>

Overview



SIMATIC HMI system cards **must not be formatted** because this irrevocably deletes system files, and **they can then no longer be used for their usual functions**, or may even become totally worthless.

Cyclic archiving may place very high stress on the memory and could lead to failure. In this case, it is necessary to calculate the write cycles in respect of the frequency and size of the data volume in advance. Network drives are more suitable for archiving larger data volumes at short to very short intervals. In cases of doubt, please clarify with your Siemens contact person. Failure to comply rules out any repair or replacement.

Storage media

Storage media which has been tested and approved by Siemens ensure the best possible functionality and compatibility.

SIMATIC HMI storage media are suitable for industry and optimized for the requirements in industrial environments. Special formatting and write algorithms ensure fast read/write cycles and a long service life of the memory cells.

MultiMediaCards can also be used in operator panels with SD slots. Detailed information on usability can be found in the storage media and panels technical specifications.

The actual memory capacity of the memory cards or USB flash drives may change depending on production factors. This means that the specified memory capacity may not always be 100% available to the user. When selecting or searching for core products using the SIMATIC selection guide, accessories appropriate to the core product are always automatically displayed or offered.

Due to the nature of the technology used, the reading/writing speed can diminish over time. This is always dependent on the environment, the size of the files saved, the extent to which the card is filled and a number of additional factors. SIMATIC memory cards, however, are always designed so that typically all of the data is reliably written to a card even when the device is being switched off. Further information can be taken from the operating instructions of the respective devices.

The following storage media are available:

- Multi Media Card
- Secure Digital Memory Card
- SD memory card Outdoor
- PC memory card (PC Card)
- PC memory card adapter (PC Card Adapter)
- CompactFlash Card
- CFast memory card
- SIMATIC HMI USB memory stick
- SIMATIC HMI USB FlashDrive
- Pushbutton Panel memory module
- IPC memory expansions

Note:

SIMATIC S7 memory cards from S7 controllers **may not** be used in HMI devices or PC systems. If used in this way, the memory cards lose their functionality and can then no longer be used with S7 controllers.

Accessories

Storage media

Technical specifications

Article number	6AV6671-1CB00-0AX2 SIMATIC MM memory card 128 MB	6AV6671-8XB10-0AX1 SIMATIC SD memory card 512 MB	6AV2181-8XP00-0AX0 SIMATIC SD memory card 2 GB
General information			
Product type designation	MM memory card	SD memory card	SD memory card
Frame size/design			
• Standard	Yes; Typically 10 000 insertion cycles	Yes; Typically 10 000 insertion cycles	Yes; Typically 10 000 insertion cycles
• Flat	Yes	Yes	Yes
Installation type/mounting			
Mounting in portrait format possible	Yes	Yes	Yes
Mounting in landscape format possible	Yes	Yes	Yes
Supply voltage			
Type of supply voltage	DC	DC	DC
Rated value (DC)	3.3 V; Max 3.6 V	3.3 V; Max 3.6 V	3.3 V; Max 3.6 V
Input current			
Current consumption (rated value)	80 mA; Typical, maximum value	100 mA; Typical, maximum value	100 mA; Typical, maximum value
Memory			
Type of memory	MultiMediaCard	Secure Digital memory card	Secure Digital memory card
Memory size	128 Mbyte	512 Mbyte	2 048 Mbyte; Larger internal memory
Transmission rate for reading, max.	0 kbit/s; No value available	1.6 Mbit/s; Minimum, typical for newly formatted memory	1.6 Mbit/s; Minimum, typical for newly formatted memory
Transmission rate for writing, max.	300 kbit/s; Minimum, typical for newly formatted memory	1.6 Mbit/s; Minimum, typical for newly formatted memory	1.6 Mbit/s; Minimum, typical for newly formatted memory
Wear leveling (distributed writing)	Yes; > 100 000 write/read cycles per cell	Yes; > 3 000 000 write/read cycles per card	
Write protection switch	No	Yes; Effectiveness depends on the device	Yes; Effectiveness depends on the device
Interfaces			
Device-side interface			
• Number of pins device-side	7	9	9
Standards, approvals, certificates			
CE mark	Yes	Yes	Yes
cULus		Yes	Yes
Marine approval	Yes; Passive component, therefore dependent on target device		
Use in hazardous areas			
• ATEX Zone 2	Yes; Always comply with the operating instructions of the target device.		
• ATEX Zone 22	Yes; Always comply with the operating instructions of the target device.		
• IECEx Zone 2	Yes; Always comply with the operating instructions of the target device.		
• IECEx Zone 22	Yes; Always comply with the operating instructions of the target device.		
• cULus Class I Zone 2, Division 2	Yes; Always comply with the operating instructions of the target device.		
• FM Class I Division 2	Yes; Always comply with the operating instructions of the target device.		
Marine approval			
• Germanischer Lloyd (GL)	Yes; Always comply with the operating instructions of the target device.		
• American Bureau of Shipping (ABS)	Yes; Always comply with the operating instructions of the target device.		
• Bureau Veritas (BV)	Yes; Always comply with the operating instructions of the target device.		
• Det Norske Veritas (DNV)	Yes; Always comply with the operating instructions of the target device.		
• Lloyds Register of Shipping (LRS)	Yes; Always comply with the operating instructions of the target device.		
• Nippon Kaiji Kyokai (Class NK)	Yes; Always comply with the operating instructions of the target device.		
• Polski Rejestr Statkow (PRS)	Yes; Always comply with the operating instructions of the target device.		
• Chinese Classification Society (CCS)	Yes; Always comply with the operating instructions of the target device.		
• Compass working clearance	5 m	5 m	5 m

Technical specifications (continued)

Article number	6AV6671-1CB00-0AX2 SIMATIC MM memory card 128 MB	6AV6671-8XB10-0AX1 SIMATIC SD memory card 512 MB	6AV2181-8XP00-0AX0 SIMATIC SD memory card 2 GB
Ambient conditions			
Suited for indoor use	Yes	Yes	Yes
Suited for outdoor use		No	Yes; possible under certain conditions
Ambient temperature during operation			
• min.	0 °C; Indoor	0 °C; Indoor	-30 °C
• max.	50 °C; Indoor	50 °C; Indoor	60 °C
Relative humidity			
• Operation, max.	90 %	90 %	95 %
• Condensation permissible	No; Condensation not permissible	No; Condensation not permissible	No; Condensation not permissible
Operating systems			
pre-installed operating system			
• Windows CE			No; Preinstalled system files
Runs under operating system			
• Windows CE	Yes	Yes	Yes
• Windows Vista	Yes	Yes	Yes
• Windows XP	Yes	Yes	Yes
• Windows 7	Yes	Yes	Yes
• Windows 8	Yes	Yes	Yes
• Windows 10	Yes	Yes	Yes
• Linux	No	No	No
• other	Yes; Card must not be formatted!	Yes; Card must not be formatted!	Yes; Card must not be formatted!
Mechanics/material			
Enclosure material (front)			
• Plastic	Yes; Gold contacts	Yes; Gold contacts	Yes; Gold contacts
Enclosure color (front)	RAL 6034 (color deviation possible)	RAL 6034 (color deviation possible)	RAL 6034 (color deviation possible)
Service life			
• Number of operating cycles, keys	10; Min. data storage without loss (in years)	10; Min. data storage without loss (in years)	10; Min. data storage without loss (in years)
Dimensions			
Width	24 mm	24 mm	24 mm
Height	32 mm	32 mm	32 mm
Thickness	2.1 mm	2.1 mm	2.1 mm
Weights			
Weight without packaging	3 g	3 g	3 g
Scope of supply			
Delivery quantity in pieces	1	1	1
Other			
Merchandise	No	No	No
Manufacturer name	SIEMENS AG	SIEMENS AG	SIEMENS AG
Manufacturer's address	Gleiwitzerstraße 555, 90475 Nuremberg, Germany	Gleiwitzerstraße 555, 90475 Nuremberg, Germany	Gleiwitzerstraße 555, 90475 Nuremberg, Germany
Target devices	for OP77B, TP177B, OP177B, TP277, OP277, C7-635, MP177, MP277, MP377, Mobile Panel 177, Mobile Panel 277, Comfort Panel	for MP177, MP277, MP377 and Mobile Panel 277, WinCC flexible 2008 SP1 and higher for OP77, TP/OP177, TP/OP277, Mobile Panel 177, with SD/MMC slot	Especially for KTP Mobile Panels 2nd Generation, MP377 and Comfort Panels, but also for all other panels (other than Classic Panels) and PCs with suitable slot
Note:		MP377 only up to and including FS:04 or ES:04 - Alternatively 2 GB SD card	Not suitable for MP177, MP277, Mobile Panel 277, OP77, TP/OP177, TP/OP277 and Mobile Panel 177

Accessories

Storage media

Technical specifications (continued)

Article number	6AV6574-2AC00-2AA1 SIMATIC HMI CF memory card, 512 MB	6AV6574-2AC00-2AF1 PC memory card 512 MB	6AV6574-2AF00-8AX0 PC card adapter for CF memory card
General information			
Product type designation	CompactFlash card	PC memory card	PC card adapter for CF memory card
Connection type			
• USB		No	
Frame size/design			
• Standard	Yes	Yes	Yes
• Flat	Yes	Yes	Yes
Installation type/mounting			
Mounting in portrait format possible	Yes	Yes	Yes
Mounting in landscape format possible	Yes	Yes	Yes
Supply voltage			
Type of supply voltage	DC	DC	none
Rated value (DC)	3.3 V; Selectable power supply: 3.3 V ±10% or 5.0 V ±10%	3.3 V	
Input current			
Current consumption (rated value)	75 mA; Typical, maximum value	75 mA	0 mA; No additional power consumption
Memory			
Type of memory	CompactFlash memory CF type I	Personal computer memory card type II	Personal computer memory card type II
Design	CompactFlash		
Memory size	512 Mbyte	512 Mbyte	0 byte; Only adapter
SLC flash write cycles	2; Millions, consumer quality		
Write protection switch	No	No	No
Standards, approvals, certificates			
CE mark	Yes	Yes	Yes
cULus	No		No
Marine approval	Yes; Passive component, therefore dependent on target device		Yes; Passive component, therefore dependent on target device
Use in hazardous areas			
• ATEX Zone 2	Yes; Always comply with the operating instructions of the target device.		Yes; Always comply with the operating instructions of the target device.
• ATEX Zone 22	Yes; Always comply with the operating instructions of the target device.		Yes; Always comply with the operating instructions of the target device.
• IECEx Zone 2	Yes; Always comply with the operating instructions of the target device.		Yes; Always comply with the operating instructions of the target device.
• IECEx Zone 22	Yes; Always comply with the operating instructions of the target device.		Yes; Always comply with the operating instructions of the target device.
• cULus Class I Zone 2, Division 2	Yes; Always comply with the operating instructions of the target device.		Yes; Always comply with the operating instructions of the target device.
• FM Class I Division 2	Yes; Always comply with the operating instructions of the target device.		Yes; Always comply with the operating instructions of the target device.

Technical specifications (continued)

Article number	6AV6574-2AC00-2AA1 SIMATIC HMI CF memory card, 512 MB	6AV6574-2AC00-2AF1 PC memory card 512 MB	6AV6574-2AF00-8AX0 PC card adapter for CF memory card
Marine approval			
• Germanischer Lloyd (GL)	Yes; Always comply with the operating instructions of the target device.		Yes; Always comply with the operating instructions of the target device.
• American Bureau of Shipping (ABS)	Yes; Always comply with the operating instructions of the target device.		Yes; Always comply with the operating instructions of the target device.
• Bureau Veritas (BV)	Yes; Always comply with the operating instructions of the target device.		Yes; Always comply with the operating instructions of the target device.
• Det Norske Veritas (DNV)	Yes; Always comply with the operating instructions of the target device.		Yes; Always comply with the operating instructions of the target device.
• Lloyds Register of Shipping (LRS)	Yes; Always comply with the operating instructions of the target device.		Yes; Always comply with the operating instructions of the target device.
• Nippon Kaiji Kyokai (Class NK)	Yes; Always comply with the operating instructions of the target device.		Yes; Always comply with the operating instructions of the target device.
• Polski Rejestr Statkow (PRS)	Yes; Always comply with the operating instructions of the target device.		Yes; Always comply with the operating instructions of the target device.
• Chinese Classification Society (CCS)	Yes; Always comply with the operating instructions of the target device.		Yes; Always comply with the operating instructions of the target device.
• Compass working clearance	5 m		5 m
Ambient conditions			
Suited for indoor use	Yes		Yes
Ambient temperature during operation			
• min.	0 °C; Any mounting angle	0 °C	0 °C; Indoor
• max.	50 °C; Any mounting angle	50 °C	50 °C; Indoor
Relative humidity			
• Operation, max.	90 %	90 %	90 %
• Condensation permissible	No; Condensation not permissible	No	No; Condensation not permissible
Runs under operating system			
• Windows CE	Yes	Yes	Yes
• Windows Vista	Yes	Yes	Yes
• Windows XP	Yes	Yes	Yes
• Windows 7	Yes	Yes	Yes
• Windows 8	Yes	Yes	Yes
• Linux	No	No	No
• other	Yes; Card must not be formatted!		No
Mechanics/material			
Enclosure material (front)			
• Plastic	Yes	Yes	
• Sheet steel			Yes
Service life			
• Number of operating cycles, keys	10; Min. data storage without loss (in years)		
Dimensions			
Width	42.8 mm	54 mm	54 mm
Height	36.4 mm	85.6 mm	85.6 mm
Thickness	3.3 mm	5 mm	5 mm
Weights			
Weight without packaging	10 g	34 g	24 g
Scope of supply			
Delivery quantity in pieces	1	1; Content: CF memory card, 512 MB, and PC card adapter	1
Other			
Merchandise	No	No	No
Manufacturer name	SIEMENS AG	SIEMENS AG	SIEMENS AG
Manufacturer's address	Gleiwitzerstraße 555, 90475 Nuremberg, Germany		
Target devices	for SIMATIC HMI devices with CF slot	for SIMATIC HMI devices with PC card slot	for SIMATIC HMI devices with PC card slot

Accessories

Storage media

Technical specifications (continued)

Article number	6ES7648-2BF02-0XF0	6ES7648-2BF02-0XG0	6ES7648-2BF02-0XH0	6ES7648-2BF02-0XJ0
	SIMATIC CF memory card, 2 GB	SIMATIC CF memory card, 4 GB	SIMATIC CF memory card, 8 GB	SIMATIC CF memory card, 16 GB
General information				
Product type designation	CompactFlash card			
Supply voltage				
Type of supply voltage	DC	DC	DC	DC
Rated value (DC)	3.3 V; Selectable power supply: 3.3 V ±10% or 5.0 V ±10%	3.3 V; Selectable power supply: 3.3 V ±10% or 5.0 V ±10%	3.3 V; Selectable power supply: 3.3 V ±10% or 5.0 V ±10%	3.3 V; Selectable power supply: 3.3 V ±10% or 5.0 V ±10%
Power				
Active power input, typ.	1 W	1 W	1 W	1 W
Memory				
Type of memory	CompactFlash memory CF type I			
Design	SLC flash	SLC flash	SLC flash	SLC flash
Memory size	2 Gbyte; 1 year (data retention)	4 Gbyte; 1 year (data retention)	8 Gbyte; 1 year (data retention)	16 Gbyte; 1 year (data retention)
Speed class	Write speed: up to 16 MB/s (UDMA4), read speed: up to 36 MB/s (UDMA4)	Write speed: up to 16 MB/s (UDMA4), read speed: up to 36 MB/s (UDMA4)	Write speed: up to 16 MB/s (UDMA4), read speed: up to 36 MB/s (UDMA4)	Write speed: up to 16 MB/s (UDMA4), read speed: up to 36 MB/s (UDMA4)
SLC flash write cycles	2; Millions, industrial quality	2; Millions, industrial quality	2; Millions, industrial quality	2; Millions, industrial quality
Write protection switch	No	No	No	No
Standards, approvals, certificates				
CE mark	Yes	Yes	Yes	Yes
Ambient conditions				
Ambient temperature during operation				
• min.	-40 °C; Any mounting angle	-40 °C; Any mounting angle	-40 °C; Any mounting angle	-40 °C; Any mounting angle
• max.	85 °C; Any mounting angle	85 °C; Any mounting angle	85 °C; Any mounting angle	85 °C; Any mounting angle
Ambient temperature during storage/transportation				
• min.	-50 °C	-50 °C	-50 °C	-50 °C
• max.	100 °C	100 °C	100 °C	100 °C
Relative humidity				
• Operation, max.	85 %	85 %	85 %	85 %
• Condensation permissible	No	No	No	No
Mechanics/material				
Enclosure material (front)				
• Plastic	Yes	Yes	Yes	Yes
Dimensions				
Width	42.8 mm	42.8 mm	42.8 mm	42.8 mm
Height	36.4 mm	36.4 mm	36.4 mm	36.4 mm
Thickness	3.3 mm	3.3 mm	3.3 mm	3.3 mm
Weights				
Weight, approx.	10 g	10 g	10 g	10 g
Scope of supply				
Delivery quantity in pieces	1	1	1	1
Other				
Merchandise	No	No	No	No
Manufacturer name	SIEMENS AG	SIEMENS AG	SIEMENS AG	SIEMENS AG
Manufacturer's address	Gleiwitzerstraße 555, 90475 Nuremberg, Germany			
Target devices	For SIMATIC HMI devices and IPCs with the appropriate slot			

Technical specifications (continued)

Article number	6ES7648-2BF10-0XF0	6ES7648-2BF10-0XG0	6ES7648-2BF10-0XH0	6ES7648-2BF10-0XJ0	6ES7648-2BF10-0XK1	6ES7648-2BF10-0XM1
	SIMATIC CFAST memory card, 2 GB	SIMATIC CFAST memory card, 4 GB	SIMATIC CFAST memory card, 8 GB	SIMATIC CFAST memory card, 16 GB	SIMATIC CFAST memory card, 30 GB	SIMATIC CFAST memory card, 128 GB
General information						
Product type designation	CFast memory card					
Frame size/design						
• Standard					Yes; Serial ATA	Yes
• Flat					Yes	Yes
Installation type/mounting						
Mounting in portrait format possible					Yes	Yes
Mounting in landscape format possible					Yes	Yes
Supply voltage						
Type of supply voltage	DC	DC	DC	DC	DC	DC
Rated value (DC)	3.3 V; ±5 %	3.3 V; ±5 %	3.3 V; ±5 %	3.3 V; ±5 %	3.3 V; ±5 %	3.3 V; ±5 %
Input current						
Current consumption (rated value)						100 mA; Typical
Memory						
Type of memory	CFast Type I	CFast Type I	CFast Type I	CFast Type I	CFast Type I	CFast Type I
Design	SLC NAND flash	SLC NAND flash	SLC NAND flash	SLC NAND flash	Multi-level cell (MLC)	
Memory size	2 Gbyte; 1 year (data retention)	4 Gbyte; 1 year (data retention)	8 Gbyte; 1 year (data retention)	16 Gbyte; 1 year (data retention)	30 Gbyte; 1 year (data retention)	128 Gbyte; 1 year (data retention)
Speed class	Write speed: up to 60 MB/s (UDMA6), read speed: up to 100 MB/s (UDMA6)	Write speed: up to 60 MB/s (UDMA6), read speed: up to 100 MB/s (UDMA6)	Write speed: up to 60 MB/s (UDMA6), read speed: up to 100 MB/s (UDMA6)	Write speed: up to 60 MB/s (UDMA6), read speed: up to 100 MB/s (UDMA6)	Write speed: up to 45 MBps (UDMA6), read speed: up to 200 MBps (UDMA6)	Write speed: up to 200 MB/s (UDMA6), read speed: up to 100 MB/s (UDMA6)
SLC flash write cycles	4; Number of write cycles determines the lifetime - With flash mass storage devices, the maximum number of possible write cycles is limited due to the physical properties of the flash cells. The intelligent data management of the flash controller ensures that the write cycle count of the mass storage device far surpasses the write cycles of a single flash memory cell. To ensure overall performance, it is recommended not use the memory area completely.	4.5; Number of write cycles determines the lifetime - With flash mass storage devices, the maximum number of possible write cycles is limited due to the physical properties of the flash cells. The intelligent data management of the flash controller ensures that the write cycle count of the mass storage device far surpasses the write cycles of a single flash memory cell. To ensure overall performance, it is recommended not use the memory area completely.	4; Number of write cycles determines the lifetime - With flash mass storage devices, the maximum number of possible write cycles is limited due to the physical properties of the flash cells. The intelligent data management of the flash controller ensures that the write cycle count of the mass storage device far surpasses the write cycles of a single flash memory cell. To ensure overall performance, it is recommended not use the memory area completely.	17; Number of write cycles determines the lifetime - With flash mass storage devices, the maximum number of possible write cycles is limited due to the physical properties of the flash cells. The intelligent data management of the flash controller ensures that the write cycle count of the mass storage device far surpasses the write cycles of a single flash memory cell. To ensure overall performance, it is recommended not use the memory area completely.		
Write cycles MLC flash					8.8; Terabytes, industrial quality	8.8; Terabytes, industrial quality
Wear leveling (distributed writing)						Yes
Write protection switch						No

Accessories

Storage media

Technical specifications (continued)

Article number	6ES7648-2BF10-0XF0	6ES7648-2BF10-0XG0	6ES7648-2BF10-0XH0	6ES7648-2BF10-0XJ0	6ES7648-2BF10-0XK1	6ES7648-2BF10-0XM1
	SIMATIC CFAST memory card, 2 GB	SIMATIC CFAST memory card, 4 GB	SIMATIC CFAST memory card, 8 GB	SIMATIC CFAST memory card, 16 GB	SIMATIC CFAST memory card, 30 GB	SIMATIC CFAST memory card, 128 GB
Interfaces						
Interfaces/bus type						Serial ATA
Standards, approvals, certificates						
CE mark	Yes	Yes	Yes	Yes	Yes	Yes
Use in hazardous areas						
• ATEX Zone 2					Yes; Always comply with the operating instructions of the target device.	Yes; Always comply with the operating instructions of the target device.
• ATEX Zone 22					Yes; Always comply with the operating instructions of the target device.	Yes; Always comply with the operating instructions of the target device.
• IECEx Zone 1					No	No
• IECEx Zone 11					No	No
• IECEx Zone 2					Yes; Always comply with the operating instructions of the target device.	Yes; Always comply with the operating instructions of the target device.
• IECEx Zone 22					Yes; Always comply with the operating instructions of the target device.	Yes; Always comply with the operating instructions of the target device.
• cULus Class I Zone 1					Yes; Always comply with the operating instructions of the target device.	Yes; Always comply with the operating instructions of the target device.
• cULus Class I Zone 2, Division 2					Yes; Always comply with the operating instructions of the target device.	Yes; Always comply with the operating instructions of the target device.
• cULus Class II Division 2					Yes; Always comply with the operating instructions of the target device.	Yes; Always comply with the operating instructions of the target device.
• FM Class I Division 2					Yes; Always comply with the operating instructions of the target device.	Yes; Always comply with the operating instructions of the target device.
• FM Class II Division 2					Yes; Always comply with the operating instructions of the target device.	Yes; Always comply with the operating instructions of the target device.

Technical specifications (continued)

Article number	6ES7648-2BF10-0XF0	6ES7648-2BF10-0XG0	6ES7648-2BF10-0XH0	6ES7648-2BF10-0XJ0	6ES7648-2BF10-0XK1	6ES7648-2BF10-0XM1
	SIMATIC CFAST memory card, 2 GB	SIMATIC CFAST memory card, 4 GB	SIMATIC CFAST memory card, 8 GB	SIMATIC CFAST memory card, 16 GB	SIMATIC CFAST memory card, 30 GB	SIMATIC CFAST memory card, 128 GB
Marine approval						
• Germanischer Lloyd (GL)					Yes; Always comply with the operating instructions of the target device.	Yes; Always comply with the operating instructions of the target device.
• American Bureau of Shipping (ABS)					Yes; Always comply with the operating instructions of the target device.	Yes; Always comply with the operating instructions of the target device.
• Bureau Veritas (BV)					Yes; Always comply with the operating instructions of the target device.	Yes; Always comply with the operating instructions of the target device.
• Det Norske Veritas (DNV)					Yes; Always comply with the operating instructions of the target device.	Yes; Always comply with the operating instructions of the target device.
• Korean Register of Shipping (KRS)					Yes; Always comply with the operating instructions of the target device.	Yes; Always comply with the operating instructions of the target device.
• Lloyds Register of Shipping (LRS)					Yes; Always comply with the operating instructions of the target device.	Yes; Always comply with the operating instructions of the target device.
• Nippon Kaiji Kyokai (Class NK)					Yes; Always comply with the operating instructions of the target device.	Yes; Always comply with the operating instructions of the target device.
• Polski Rejestr Statkow (PRS)					Yes; Always comply with the operating instructions of the target device.	Yes; Always comply with the operating instructions of the target device.
• Chinese Classification Society (CCS)					Yes; Always comply with the operating instructions of the target device.	Yes; Always comply with the operating instructions of the target device.
Ambient conditions						
Suited for indoor use					Yes; Always comply with the operating instructions of the target device.	Yes; Always comply with the operating instructions of the target device.
Suited for outdoor use					No	Yes; Always comply with the operating instructions of the target device.
Ambient temperature during operation						
• min.	-40 °C; Any mounting angle	-40 °C; Any mounting angle	-40 °C; Any mounting angle	-40 °C; Any mounting angle	-40 °C; Any mounting angle	0 °C; Any mounting angle
• max.	85 °C; Any mounting angle	85 °C; Any mounting angle	85 °C; Any mounting angle	85 °C; Any mounting angle	85 °C; Any mounting angle	55 °C; Any mounting angle
Relative humidity						
• Operation, max.	85 %	85 %	85 %	85 %	85 %	85 %
• Condensation permissible	No	No	No	No	No	No

Accessories

Storage media

Technical specifications (continued)

Article number	6ES7648-2BF10-0XF0	6ES7648-2BF10-0XG0	6ES7648-2BF10-0XH0	6ES7648-2BF10-0XJ0	6ES7648-2BF10-0XK1	6ES7648-2BF10-0XM1
	SIMATIC CFAST memory card, 2 GB	SIMATIC CFAST memory card, 4 GB	SIMATIC CFAST memory card, 8 GB	SIMATIC CFAST memory card, 16 GB	SIMATIC CFAST memory card, 30 GB	SIMATIC CFAST memory card, 128 GB
Operating systems						
pre-installed operating system						
• Windows CE						Yes
Runs under operating system						
• Windows CE					No	No
• Windows Vista					Yes	No
• Windows XP					No	No
• Windows 7					Yes	Yes
• Windows 8					Yes	Yes
• Windows 10					Yes	Yes
• Linux					Yes	Yes
Mechanics/material						
Enclosure material (front)						
• Plastic	Yes	Yes	Yes	Yes	Yes	Yes
Dimensions						
Width	42.8 mm	42.8 mm	42.8 mm	42.8 mm	42.8 mm	42.8 mm
Height	36.4 mm	36.4 mm	36.4 mm	36.4 mm	36.4 mm	36.4 mm
Thickness	3.6 mm	3.6 mm	3.6 mm	3.6 mm	3.6 mm	3.6 mm
Weights						
Weight, approx.	10 g	10 g	10 g	10 g		
Weight without packaging					10 g	10 g
Scope of supply						
Delivery quantity in pieces	1	1	1	1	1	1
Other						
Merchandise	No	No	No	No	No	No
Manufacturer name	SIEMENS AG	SIEMENS AG	SIEMENS AG	SIEMENS AG	SIEMENS AG	SIEMENS AG
Manufacturer's address	Gleiwitzerstraße 555, 90475 Nuremberg, Germany					
Target devices	For SIMATIC HMI devices and IPCs with the appropriate slot					Suitable for IPC and HMI devices with the corresponding interfaces (see manual)
Note:	Bootable, real-time capable, error correction, wear leveling, power loss protection and diagnostics-capable					

Technical specifications (continued)

Article number	6AV2181-8AQ10-0AX0 SIMATIC SD outdoor card 2 GB	
General information		
Product type designation	SD memory card	
Frame size/design		
• Standard	Yes; Typically 10 000 insertion cycles	
• Flat	Yes	
Installation type/mounting		
Mounting in portrait format possible	Yes	
Mounting in landscape format possible	Yes	
Supply voltage		
Type of supply voltage	DC	
Rated value (DC)	3.3 V; Max 3.6 V	
Input current		
Current consumption (rated value)	100 mA; Typical, maximum value	
Memory		
Type of memory	Secure Digital memory card	
Memory size	2 048 Mbyte; Larger internal memory	
Transmission rate for reading, max.	1.6 Mbit/s; Minimum, typical for newly formatted memory	
Transmission rate for writing, max.	1.6 Mbit/s; Minimum, typical for newly formatted memory	
Wear leveling (distributed writing)	Yes; > 100 000 write/read cycles per cell and > 3 000 000 write/read cycles per card	
Write protection switch	Yes; Effectiveness depends on the device	
Interfaces		
Device-side interface		
• Number of pins device-side	9	
Standards, approvals, certificates		
CE mark	Yes	
cULus	Yes	
Marine approval	Yes; Passive component, therefore dependent on target device	
Use in hazardous areas		
• ATEX Zone 2	Yes; Always comply with the operating instructions of the target device.	
• ATEX Zone 22		
• IECEx Zone 2		
• IECEx Zone 22		
• cULus Class I Zone 2, Division 2		
• FM Class I Division 2		
Marine approval		
• Germanischer Lloyd (GL)	Yes; Always comply with the operating instructions of the target device.	
• American Bureau of Shipping (ABS)		
• Bureau Veritas (BV)		
• Det Norske Veritas (DNV)		
• Lloyds Register of Shipping (LRS)		
• Nippon Kaiji Kyokai (Class NK)		
• Polski Rejestr Statkow (PRS)		
• Chinese Classification Society (CCS)		
• Compass working clearance		5 m

Article number	6AV2181-8AQ10-0AX0 SIMATIC SD outdoor card 2 GB
Ambient conditions	
Suited for indoor use	Yes
Suited for outdoor use	Yes
Ambient temperature during operation	
• min.	-30 °C; Indoor/outdoor
• max.	60 °C; Indoor/outdoor
Relative humidity	
• Operation, max.	95 %; no condensation
• Condensation permissible	No; Condensation not permissible
Operating systems	
pre-installed operating system	
• Windows CE	No; Preinstalled system files
Runs under operating system	
• Windows CE	Yes
• Windows Vista	Yes
• Windows XP	Yes
• Windows 7	Yes
• Windows 8	Yes
• Windows 10	Yes
• Linux	No
• other	Yes; Card must not be formatted!
Mechanics/material	
Enclosure material (front)	
• Plastic	Yes; Gold contacts
Enclosure color (front)	RAL 6034 (color deviation possible)
Service life	
• Number of operating cycles, keys	10; Min. data storage without loss (in years)
Dimensions	
Width	24 mm
Height	32 mm
Thickness	2.1 mm
Weights	
Weight without packaging	3 g
Scope of supply	
Delivery quantity in pieces	1
Other	
Merchandise	No
Manufacturer name	SIEMENS AG
Manufacturer's address	Gleiwitzerstraße 555, 90475 Nuremberg, Germany
Target devices	Storage medium especially for outdoors, suitable for Comfort Panels, but also for all other panels and PCs with suitable slot

Accessories

Storage media

Technical specifications (continued)

Article number	6AV6881-0AS42-0AA1 USB flash drive, 32 GB
General information	
Product type designation	USB flash drive (without software)
Connection type	
• USB	Yes; USB 3.0 type A
Frame size/design	
• Standard	Yes
• Flat	Yes
Installation type/mounting	
Mounting in portrait format possible	Yes
Mounting in landscape format possible	Yes
Supply voltage	
Type of supply voltage	DC
Rated value (DC)	5 V
Input current	
Current consumption (rated value)	100 mA; Typical
Memory	
Type of memory	Multi-level cell (MLC)
Memory size	32 Gbyte
Speed class	Up to: read: 75 MB/s, write: 21 MB/s
File format	FAT32
Write cycles MLC flash	3 000; Program/Erase cycle
Write protection switch	No
Interfaces	
Number of USB interfaces	1; USB 3.0 type A
Standards, approvals, certificates	
CE mark	Yes
Ambient conditions	
Ambient temperature during operation	
• min.	0 °C
• max.	50 °C
Relative humidity	
• Operation, max.	85 %
• Condensation permissible	No

Article number	6AV6881-0AS42-0AA1 USB flash drive, 32 GB
Operating systems	
pre-installed operating system	
• Windows CE	Yes
Runs under operating system	
• Windows CE	Yes
• Windows Vista	No
• Windows XP	Yes
• Windows 7	Yes
• Windows 8	Yes
• Windows 10	Yes
• Linux	Yes
Mechanics/material	
Enclosure material (front)	
• Aluminum	Yes
Dimensions	
Width	16.7 mm
Height	59.1 mm
Thickness	7 mm
Weights	
Weight without packaging	12 g
Scope of supply	
Delivery quantity in pieces	1; Without content
Other	
Merchandise	No
Manufacturer name	SIEMENS AG
Manufacturer's address	Gleiwitzerstraße 555, 90475 Nuremberg, Germany
Target devices	Suitable for IPC and HMI devices with the corresponding interfaces (see manual)
Note:	TP1500 Comfort Outdoor, TP700 Comfort Outdoor: Observe the temperature range

Technical specifications (continued)

Article number	6AV7675-0FX00-0AA0	6AV7675-0FX10-0AA0
	SIMATIC USB flash drive 32 GB, Ex	SIMATIC USB flash drive 32 GB, Ex
General information		
Product type designation	USB flash drive	USB flash drive
Connection type		
• USB	Yes	Yes
Frame size/design		
• Standard	No; Special enclosure for screw mounting	No; Special enclosure for screw mounting
• Flat	No	No
• Space-saving	Yes; Suitable for hazardous zones with locking screw	Yes; Suitable for hazardous zones with locking screw
Installation type/mounting		
Mounting in portrait format possible	Yes	Yes
Mounting in landscape format possible	Yes	Yes
Supply voltage		
Type of supply voltage	DC	DC
Rated value (DC)	5.9 V	5.9 V
Input current		
Current consumption (rated value)	3 A	3 A
Memory		
Type of memory	USB drive	USB drive
Memory size	32 Gbyte	32 Gbyte
Write protection switch	No	No
Degree and class of protection		
IP (all-round)	IP20	IP20
Standards, approvals, certificates		
CE mark	Yes	Yes
Use in hazardous areas		
• ATEX Zone 2	Yes	Yes
• ATEX Zone 22	Yes	Yes
• IECEx Zone 1	Yes; Up to Zone 1, TÜV (German Technical Inspectorate) 06 ATEX 7342, IECEx TUR 13.0005	Yes; Up to Zone 1, TÜV (German Technical Inspectorate) 06 ATEX 7342, IECEx TUR 13.0005
• IECEx Zone 11	Yes; Up to Zone 1, TÜV (German Technical Inspectorate) 06 ATEX 7342, IECEx TUR 13.0005	Yes; Up to Zone 1, TÜV (German Technical Inspectorate) 06 ATEX 7342, IECEx TUR 13.0005
• IECEx Zone 2	Yes	Yes
• IECEx Zone 22	Yes	Yes
• cULus Class I Zone 1	Yes; CSA Class II No. 2649448	Yes; CSA Class II No. 2649448
• cULus Class I Zone 2, Division 2	Yes; CSA Class II No. 2649448	Yes; CSA Class II No. 2649448
• FM Class I Division 2	Yes; CSA Class II No. 2649448	Yes; CSA Class II No. 2649448
• FM Class II Division 2	Yes; CSA, Group F and G; T 130 °C	Yes; CSA, Group F and G; T 130 °C

Accessories

Storage media

Technical specifications (continued)

Article number	6AV7675-0FX00-0AA0 SIMATIC USB flash drive 32 GB, Ex	6AV7675-0FX10-0AA0 SIMATIC USB flash drive 32 GB, Ex
Ambient conditions		
Suited for indoor use	Yes	Yes
Suited for outdoor use	No	No
Ambient temperature during operation		
• min.	-20 °C	-20 °C
• max.	70 °C	70 °C
Relative humidity		
• Condensation permissible	No	No
Runs under operating system		
• Windows CE	No	No
• Windows Vista	Yes	Yes
• Windows XP	Yes	Yes
• Windows 7	Yes	Yes
• Windows 8	Yes	Yes
• Linux	No	No
Mechanics/material		
Material		
• Aluminum	Yes	Yes
Dimensions		
Width	25 mm	25 mm
Height	110 mm	110 mm
Thickness	15 mm	15 mm
Weights		
Weight without packaging	70 g	70 g
Scope of supply		
Delivery quantity in pieces	1	1
Components included	USB flash drive (encapsulated) screw fastening and leather casing	
Other		
Merchandise	Yes; USBi drive, 16 GB	Yes; USBi drive, 16 GB recovery
Manufacturer name	R. Stahl HMI Systems GmbH	R. Stahl HMI Systems GmbH
Manufacturer's address	Adolf-Grimme-Allee 8, 50829 Cologne, Germany	Adolf-Grimme-Allee 8, 50829 Cologne, Germany
Target devices	ATEX certified for operating on xx6 USB Ex-i and non-Ex interfaces, Zones 1, 2, 21<(><>>22 Gas Zones: II 2 G Ex is IIC T4 Dust Zones: II 2 D Ex ibD 21 T110 degrees C	
Note:	Suitable for IPC and HMI devices with the corresponding interfaces (see manual)	

Technical specifications (continued)

Article number	6ED1056-1BA00-0AA0 SIMATIC PP memory module
General information	
Product type designation	Memory module for Push Button Panel
Supply voltage	
Type of supply voltage	DC
Memory	
Type of memory	Retentive memory module
Write protection switch	No
Standards, approvals, certificates	
CE mark	Yes
Ambient conditions	
Ambient temperature during operation	
• min.	0 °C
• max.	55 °C
Ambient temperature during storage/transportation	
• min.	-20 °C
• max.	70 °C
Relative humidity	
• Operation, max.	95 %
• Condensation permissible	No
Mechanics/material	
Enclosure material (front)	
• Plastic	Yes; Yellow
Dimensions	
Width	14 mm
Height	20 mm
Thickness	8 mm
Weights	
Weight, approx.	3 g
Scope of supply	
Delivery quantity in pieces	1
Other	
Merchandise	No
Manufacturer name	SIEMENS AG
Manufacturer's address	Gleiwitzerstraße 555, 90475 Nuremberg, Germany
Target devices	for Push Button Panel 7 /17, system memory with retentivity, suitable for duplication, can also be used for duplication of the LOGO! switching program for LOGO! order numbers ... 0BA1, ... 0BA2, ... 0BA3)

Ordering data**Article No.**

<i>Memory cards ¹⁾</i>	
<i>Indoor use only</i>	
SIMATIC MM memory card 128 MB	6AV6671-1CB00-0AX2
SIMATIC SD memory card 512 MB	6AV6671-8XB10-0AX1
SIMATIC SD memory card 2 GB	6AV2181-8XP00-0AX0
SIMATIC SD memory card 32 GB	6AV6881-0AP40-0AA0
SIMATIC CF memory card 512 MB	6AV6574-2AC00-2AA1
PC memory card, 512 MB (PCMCIA)	6AV6574-2AC00-2AF1
PC card adapter for CF memory card	6AV6574-2AF00-8AX0
<i>Can be used indoors and outdoors</i>	
SIMATIC SD memory card, outdoor 2 GB corresponds to 6AV2181-8XP00-0AX0	6AV2181-8AQ10-0AX0
SIMATIC SD memory card, outdoor 2 GB	6AV6881-0AQ10-0AA0
SIMATIC SD memory card, outdoor 32 GB	6AV6881-0AQ40-0AA0
USB flash drive ²⁾ 32 GB, USB 3.0, metal enclosure, boot capability, without software, for current and new SIMATIC HMI Panels and IPCs.	6AV6881-0AS42-0AA1
SIMATIC HMI USB FlashDrive EX1	
• 32 GB, explosion protection, for HMI devices and IPCs with the corresponding slot.	6AV7675-0FX00-0AA0
• 32 GB, explosion protection, for HMI devices and IPCs with the corresponding slot, with recovery function	6AV7675-0FX10-0AA0
SIMATIC IPC CompactFlash	
• 2 GB	6ES7648-2BF02-0XF0
• 4 GB	6ES7648-2BF02-0XG0
• 8 GB	6ES7648-2BF02-0XH0
• 16 GB	6ES7648-2BF02-0XJ0
SIMATIC IPC CFast	
• 2 GB	6ES7648-2BF10-0XF0
• 4 GB	6ES7648-2BF10-0XG0
• 8 GB	6ES7648-2BF10-0XH0
• 16 GB	6ES7648-2BF10-0XJ0
• 30 GB	6ES7648-2BF10-0XK1
• 128 GB	6ES7648-2BF10-0XM1
SIMATIC PP memory module	6ED1056-1BA00-0AA0

¹⁾ Not all memory is compatible with every target device. Please observe the current technical specifications of the memory.

²⁾ Note: This memory stick does not support Classic Panels such as TPs, OPs, and multi-panels.
The following software in SIOS is available for download for IPC systems. SIMATIC IPC Image & Partition Creator V3.3.2 and SIMATIC IPC BIOS-Manager V3.3 (Win PE) pre-installed, incl. CD.

Accessories

Transport and storage

Overview



Tablet PC transport case



Tablet PC storage case



Tablet PC additional case

Transport and storage cases

Transport and storage cases are perfectly suited for tablet PCs and industrial tablet PCs such as the ITP100.

The basic transport case was created especially for mobile operation of a tablet PC with all of the required accessories, such as a power supply unit, mouse, keyboard, etc. It can be modularly expanded. Various expansion pockets are available for this purpose.

Additional expansion pockets can easily be connected to the basic case. Covered holes allow the tablet to be connected to the power supply unit even during transport without the cable visibly hanging out of the case. This ensures particularly fast access times when used. The basic case features a hook-and-loop strip and a wrist rest for using an optional Bluetooth keyboard. The rear part of the transport case can be opened to allow the tablet PC to be optimally set up in the case as well. The outer fabric straps can be used for securing anything from tools to writing materials, meaning that everything is at your fingertips during a service call.

Optimal ventilation during operation is also provided for. Thick, elastic material ribs not only protect against small impacts, but also against over-heating. A rugged shoulder strap, a double carrying handle, and side reflective strips round off the well thought out transport case.

A case with all-round protection meant purely for storage purposes is also available for tablet PCs.

Note:

The expansion module pockets must be ordered separately. 1 to 3 small expansion pockets or 1 small and 1 medium expansion pocket can be attached to one basic case at the same time.

Technical specifications

Article number	6AV6881-0AW11-3AA0	6AV6881-0AW12-3AA0	6AV6881-0AW13-3AA0	6AV6881-0AW11-2AA0	6AV6881-0AW21-3AA0	6AV6881-0AW31-3AA0
	Transport bag Basic Tablet	Additional pocket small Tablet	Additional pocket medium Tablet	Storage bag Tablet	Tablet PC support with handle	Tablet PC carrying strap
General information						
Product type designation	Transport pouch basic	Transport pouch small	Transport pouch medium	Transport pouch storage	Tablet PC holder with handle	Tablet PC carrying strap
Frame size/design						
• Exceptional	Yes; Integrated ventilation, laying of cables possible	No	Yes; With integrated cable opening	No	Yes; Optimized for tablet PC, ITP1000	Yes; Optimized for tablet PC, ITP1000
Ergonomics						
• Trackball rest	Yes	No	No	No	No; Adjustable handle with hook-and-loop connection, any useful angle can be set	No; Carrying strap with adjustable shoulder pad
• Adjustable height	No; Case with stand function	No	No	No	No	No; Strap can be adjusted for length
Installation type/mounting						
Mounting type					Real assembly with provided screws	Rear lug mounting, also suitable as a belt strap
Degree and class of protection						
IP (all-round)					none	none
Standards, approvals, certificates						
CE mark					No; No CE marking obligation	No; No CE marking obligation
Ambient conditions						
Suited for indoor use	Yes; Washable	Yes; Washable	Yes; Washable	Yes; Washable	Yes	Yes
Suited for outdoor use	Yes; Washable	Yes; Washable	Yes; Washable	Yes; Washable	Yes	Yes
Ambient temperature during operation						
• min.	-30 °C; Indoor/outdoor				0 °C	0 °C
• max.	60 °C; Indoor/outdoor				50 °C	50 °C
Relative humidity						
• Operation, max.	95 %	95 %	95 %	95 %	90 %	90 %
• Condensation permissible	Yes; Applies only for case, not for contents					
Mechanics/material						
Material						
• Plastic	Yes; 420 HD nylon	Yes; 420 HD nylon	Yes; 420 HD nylon	Yes; 420 HD nylon	-	-
Torques/forces						
• Tightening torque, min.					1 N·m; Insufficient torque can lead to loosening of the screws	
• Tightening torque, max.					1.5 N·m	1.5 N·m
Dimensions						
Width	40 cm; Approximate dimension	18 cm; Approximate dimension	25 cm; Approximate dimension	35 cm; Approximate dimension		
Height	30 cm; Approximate dimension	12 cm; Approximate dimension	18 cm; Approximate dimension	24 cm; Approximate dimension		
Depth	10 cm; Approximate dimension	5 cm; Approximate dimension	5 cm; Approximate dimension	5 cm; Approximate dimension		
Mounting cutout, width	33 cm; Max. device width	10 cm; Max. device width	20 cm; Max. device width	33 cm; Max. device width		
Mounting cutout, height	23 cm; Max. device height	14 cm; Max. device height	14 cm; Max. device height	23 cm; Max. device height		
Overall depth	3 cm; Max. device depth	3 cm; Max. device depth	3 cm; Max. device depth	3 cm; Max. device depth		

Accessories

Transport and storage

Technical specifications (continued)

Article number	6AV6881-0AW11-3AA0	6AV6881-0AW12-3AA0	6AV6881-0AW13-3AA0	6AV6881-0AW11-2AA0	6AV6881-0AW21-3AA0	6AV6881-0AW31-3AA0
	Transport bag Basic Tablet	Additional pocket small Tablet	Additional pocket medium Tablet	Storage bag Tablet	Tablet PC support with handle	Tablet PC carrying strap
Weights						
Weight without packaging	280 g	35 g	50 g	50 g	0.4 kg	0.25 kg
Scope of supply						
Delivery quantity in pieces	1	1	1	1	1; 1x mounting plate with 4 lugs, 1x handle with hook-and-loop pad, 4x M4 screws, 4x washers	1; 1x carrying strap, adjustable length with snap hooks, 2 lugs, 2x M4 screws, 2x washers
Other						
Merchandise	Yes; Tatonka 6540.040	Yes; Tatonka 6541.040	Yes; Tatonka 6542.040	Yes; Tatonka 6539.040	Yes	Yes
Manufacturer name	TATONKA GmbH	TATONKA GmbH	TATONKA GmbH	TATONKA GmbH	ADVITEX GmbH	ADVITEX GmbH
Manufacturer's address	Robert-Bosch-Straße 3, 86451 Dasing, Germany				Eisenbahnstraße 40, 75228 Ispringen, Germany	
Target devices	Suitable laptops and tablets, or similar				suitable for all appropriate interfaces	
Note:	Integrated cable inlets for power supply unit, hard disks etc. - simply flip open to get started				Commodity, can be used for ITP1000	

Ordering data

Basic transport bag for tablet PC:

Multifunctional transport bag, suitable, for example, for the tablet PC ITP1000 or other tablet PCs, laptops. Can be expanded. Can be used as stand, with carrying strap. Quantity and content: See technical specifications.

Article No.
6AV6881-0AW11-3AA0

Small expansion pocket for tablet PC

Expansion pocket, small, suitable for transport bag ITP1000. Quantity and content: See technical specifications.

Article No.
6AV6881-0AW12-3AA0

Medium expansion pocket for tablet PC

Expansion pocket, medium-size, suitable for transport bag ITP1000. Can be used instead of 2 small ones. Quantity and content: See technical specifications.

Article No.
6AV6881-0AW13-3AA0

Storage bag for tablet PC

Universal storage bag, suitable for all tablet PCs. Quantity and content: See technical specifications.

Article No.

Article No.
6AV6881-0AW11-2AA0

Tablet PC support with handle for ITP1000

Article No.
6AV6881-0AW21-3AA0

Tablet PC carrying strap for ITP1000

Article No.
6AV6881-0AW31-3AA0

Note:

Photos and product images may differ from the actual product.

Detailed technical specifications, content information, quantities and compatible core products are listed online in the technical specifications of the respective accessory.

Industry Mall: <https://mall.industry.siemens.com>



If you use the TIA Selection Tool (selection guide) to find your core product, the appropriate accessories are also displayed automatically. This facilitates selection of suitable accessories.

<http://www.siemens.com/tia-selection-tool>

Data sheets and manufacturer declarations are available for downloading in the Online Support area.

<http://support.automation.siemens.com>

Overview



Industrial USB Hub 4, opened

Distribution boards

Industrial distribution boards are used for extending and/or multiplying interfaces. The distribution boards offered here are optimized for SIMATIC devices and intended for industrial use.

This also includes the interface extensions. A USB device interface with IP65 ¹⁾ degree of protection is provided on the front of the control cabinet or console.

¹⁾ The stated degree of protection always refers to the closed interface. The stated degree of protection can differ significantly from the stated value when using the USB interfaces.

USB extension

Installation of an external USB interface is practical if external input devices or mass storage devices are frequently connected to a SIMATIC HMI PRO device. The USB interface can optionally be mounted at the top or bottom of the device. Use of the USB interface increases the availability of the system to be operated. It is also no longer necessary to open the backplane of the SIMATIC HMI PRO device to connect I/O.

Further benefits:

- Accessible to any operator without the need for tools
- Also suitable for retrofitting in enclosure
- Mountable on the front
- Increased degree of protection at front if protective cover is closed

Industrial USB Hub 4

Use of the Industrial USB Hub 4

- Permits the simultaneous connection of up to four I/O devices such as USB stick, USB flash drive, mouse, keyboard, printer or barcode reader to a central USB interface.
- Increases the availability of the system to be operated. The control cabinet door no longer has to be opened in order to connect peripherals. Operation is possible at any time from the Panel or PC.

In addition, the Industrial USB Hub 4 has the following features:

- Inspection window on each interface
- Vibration-proof restraint of connected USB cables and USB sticks
- One LED indicator per interface for checking the data traffic
- Sufficient interior space for attaching USB sticks and connectors
- For control cabinet installation or DIN rail mounting
- Interface duplicators

Accessories

Distribution boards

Technical specifications

Article number	6AV6671-3AH00-0AX0 Industrial USB Hub 4
General information	
Product type designation	Industrial USB Hub 4
Installation type/mounting	
Rail mounting	Yes; Standard - DIN rail
Mounting in landscape format possible	Yes
Supply voltage	
Type of supply voltage	24 V DC
Rated value (DC)	24 V
Interfaces	
Number of USB interfaces	4; Type USB 2.0, 500 mA each; e.g. connection of mouse, keyboard, printer, USB stick, USB IPC flash drive
Degree and class of protection	
IP (at the front)	IP65
IP (rear)	IP20
Standards, approvals, certificates	
CE mark	Yes
cULus	Yes; UL for US, UL for Canada
RCM (formerly C-TICK)	Yes; C-Tick
Relative humidity	
• Operation, max.	90 %
Mechanics/material	
Enclosure material (front)	
• Plastic	Yes
Dimensions	
Width of the housing front	212 mm
Height of housing front	156 mm
Overall depth	50 mm
Weights	
Weight without packaging	460 g
Scope of supply	
Delivery quantity in pieces	1; Content: 1x USB Hub 4, 10x plastic mounting clip, 1x female 2-pin connector
Other	
Merchandise	Yes
Manufacturer name	SIEMENS AG
Manufacturer's address	Gleiwitzerstraße 555, 90475 Nuremberg, Germany
Target devices	for access to the USB interface of a built-in device without having to open the control cabinet, mounting on DIN rail possible, suitable for standard USB interfaces
Note:	TP1500 Comfort Outdoor, TP700 Comfort Outdoor: Observe the temperature range

Article number	6AV7674-0LX00-0AA0 1 port USB interface set RAL9023	6AV7674-0LX01-0AA0 2 port USB interface set RAL9023
General information		
Product type designation	USB port	USB port
Standards, approvals, certificates		
CE mark	No; No CE marking obligation	
Scope of supply		
Delivery quantity in pieces	1	1
Other		
Merchandise	Yes; 1-port USB interface	Yes; 2-port USB interface
Manufacturer name	RITTAL GmbH & Co. KG	
Manufacturer's address	Auf dem Stützelberg, 35745 Herborn, Germany	
Note:	for general use or for PRO devices with a suitable USB interface	

Ordering data	Article No.	More information
Industrial USB Hub 4 Use of standard USB interface four times simultaneously without having to open the control cabinet, DIN rail mounting possible, suitable up to and including USB 2.0 standard.	6AV6671-3AH00-0AX0	<u>Note:</u> Modifications or additions to the products described here can be found and ordered under "Customer-specific products". It is also still possible to request special sector-specific products for customer-specific modification and adaptation. Photos and product images may differ from the actual product.
1-port USB interface set RAL9023 RAL9023 (gray), with USB 2.0 socket, type A, for basic adapter for PRO devices, max. current consumption USB with thin client, MP377 and flat panel must be observed	6AV7674-0LX00-0AA0	Detailed technical specifications, content information, quantities and compatible core products are listed online in the technical specifications of the respective accessory. Industry Mall: https://mall.industry.siemens.com
2-port USB interface set RAL9023 RAL9023 (gray), with USB 2.0 socket, type A, for basic adapter for PRO devices, max. current consumption USB with thin client, MP377 and flat panel must be observed	6AV7674-0LX01-0AA0	If you use the TIA Selection Tool (selection guide) to find your core product, the appropriate accessories are also displayed automatically. This facilitates selection of suitable accessories. http://www.siemens.com/tia-selection-tool Data sheets and manufacturer declarations are available for downloading in the Online Support area. http://support.automation.siemens.com

Accessories

Additional accessories

Overview



SIMATIC small components are also perfected for the industrial environment and optimally matched to the SIMATIC HMI devices.

In order to achieve attractive prices, it is only possible in some cases to order packages containing larger quantities.

Note:

Keys for KTP Mobile come with a preset breaking point. This ensures that a key can still always be removed from a KTP Mobile lock even if it breaks off.

Technical specifications

Article number	6AV6574-1AG04-4AA0	6AV2181-5AR80-0AX0
	Spare key Mobile Panel, type 10	Spare key Mobile Panel, type 13
General information		
Product type designation	Spare key Mobile Panel 1st Generation	Spare key
Standards, approvals, certificates		
CE mark	Yes	Yes
Ambient conditions		
Ambient temperature during operation		
• min.	-40 °C	-40 °C
• max.	80 °C	80 °C
Relative humidity		
• Operation, max.	90 %	90 %
Mechanics/material		
Material		
• Sheet steel	Yes; Handle made of plastic	Yes; Handle made of plastic
Dimensions		
Width	35 mm	15 mm
Height	18 mm	35 mm
Thickness	4 mm	4 mm
Weights		
Weight without packaging	30 g	5 g
Scope of supply		
Delivery quantity in pieces	10; Coupled with key ring	5
Other		
Merchandise	Yes	Yes
Manufacturer name	SIEMENS AG	SIEMENS AG
Manufacturer's address	Gleiwitzerstraße 555, 90475 Nuremberg, Germany	Gleiwitzerstraße 555, 90475 Nuremberg, Germany
Target devices	For Mobile Panel 1st Generation	For Mobile Panel 2nd Generation

Ordering data	Article No.	More information
Spare key for Mobile Panel, Type 10 For key-operated switch of the Mobile Panel.	6AV6574-1AG04-4AA0	Note: Photos and product images may differ from the actual product. Detailed technical specifications, content information, quantities and compatible core products are listed online in the technical specifications of the respective accessory. Industry Mall:
Spare key for Mobile Panel, Type 13 For key-operated switch of the Mobile Panel 2 nd Generation.	6AV2181-5AR80-0AX0	https://mall.industry.siemens.com If you use the TIA Selection Tool (selection guide) to find your core product, the appropriate accessories are also displayed automatically. This facilitates selection of suitable accessories.
Battery compartment lid for all IWLAN Mobile Panels with Article No. 6AV6645-0...	6AV6881-5AM52-0AA0	http://www.siemens.com/tia-selection-tool Data sheets and manufacturer declarations are available for downloading in the Online Support area. http://support.automation.siemens.com

Accessories

Process coupling

Connecting cables

Overview



Connecting cables

Key

P = PROCESS COUPLING

K = Optional process coupling (option required)

D = DOWNLOAD (update operating system, project, ...)

U = Booting (factory setting in the case of a missing or damaged operating system)

MBP = Mobile Panel

Overview (continued)

Overview of SIMATIC HMI connection options

	RS 232 external (15/9-pin)	TD-PPI (incl. voltage)	RS 232 Null modem	RS 232/PPI multi-master cable	USB/PPI multi-master cable	MPI (PG-S7) up to 187.5 kbaud
	6XV1440-2Kxxx	6ES7901-3EB10-0XA0	6ES7901-1BF00-0XA0	6ES7901-3CB30-0XA0	6ES7901-3DB30-0XA0	6ES7901-0BF00-0AA0
Key Panel KP8/KP8F, KP32F	-	-	-	-	-	-
PP7, PP17-I, PP17-II	-	-	-	-	-	-
KTP400 Basic mono PN	-	-	-	-	-	-
KTP600 Basic mono PN	-	-	-	-	-	-
KTP600 Basic color DP	-	-	-	D/U	D/U	P/D
KTP600 Basic color PN	-	-	-	-	-	-
KTP1000 Basic color DP	-	-	-	D/U	D/U	P/D
KTP1000 Basic color PN	-	-	-	-	-	-
KTP1500 Basic color PN	-	-	-	-	-	-
K(T)P400 Comfort	-	-	-	-	-	P/D
K(T)P700 - KP1500 Comfort	-	-	-	-	-	P/D
TP700 -TP2200 Comfort	-	-	-	-	-	P/D
MBP 177	-	-	-	D/U	-	-
MBP 277	-	-	-	D/U	-	-
TD200	-	P	-	D/U	-	P
TD400C	-	P	-	D/U	-	P
OP73micro	-	P	-	D/U	D/U	P
TP177micro	-	-	-	D/U	D/U	-
OP73	-	P	-	D/U	D/U	P/D
OP77A	-	-	-	D/U	D/U	P/D
OP77B	P	-	D/U	-	-	P/D
TP177A	-	-	-	D/U	D/U	P/D
TP177B	p 1)	-	-	D/U	-	P/D
TP177B 4*	p 1)	-	D	D	-	P/D
OP177B	p 1)	-	-	D/U	-	P/D
TP277-6	p 1)	-	-	D/U	-	P/D
OP277-6	p 1)	-	-	D/U	-	P/D
MP177-6 T	p 1)	-	-	D/U	-	P/D
MP277-8 T	p 1)	-	-	D/U	-	P/D
MP277-10 T	p 1)	-	-	D/U	-	P/D
MP377-12 T	p 1)	-	-	D	-	P/D
MP377-15 T	p 1)	-	-	D	-	P/D
MP377-19 T	p 1)	-	-	D	-	P/D

1) Only in conjunction with the RS 422/232 converter

	DP PtP	DP Standard	DP (Mobile Panel)	PN (cross cable) Point-to- point	PN (standard cable) 1)	PN (Mobile Panel)	RS 422 to RS 232 converter	RS 232 to TTY converter (20 mA)	90° angular (9-pin 1:1)
	6XV1830-0Axxx	Standard PROFIBUS (2-pin)	6XV1440-4Axxx	6XV1870-3RH20	Standard Ethernet CAT5	6XV1440-4Bxxx	6AV6671-8XE00-0AX0	6ES5734-1BD20	6AV6671-8XD00-0AX0
Key Panel KP8/KP8F, KP32F	-	-	-	P/D	P/D	-	-	-	-
PP7, PP17-I, PP17-II	P	P	-	-	-	-	-	-	-
KTP400 Basic mono PN	-	-	-	P/D/U	P/D/U	-	-	-	-

Accessories

Process coupling

Connecting cables

Overview (continued)

	DP PtP	DP Standard	DP (Mobile Panel)	PN (cross cable) Point-to-point	PN (standard cable) ¹⁾	PN (Mobile Panel)	RS 422 to RS 232 converter	RS 232 to TTY converter (20 mA)	90° angular (9-pin 1:1)
KTP600 Basic mono PN	-	-	-	P/D/U	P/D/U	-	-	-	-
KTP600 Basic color DP	P/D	P/D	-	-	-	-	-	-	P/D/U
KTP600 Basic color PN	-	-	-	P/D/U	P/D/U	-	-	-	-
KTP1000 Basic color DP	P/D	P/D	-	-	-	-	-	-	P/D/U
KTP1000 Basic color PN	-	-	-	P/D/U	P/D/U	-	-	-	-
KTP1500 Basic color PN	-	-	-	P/D/U	P/D/U	-	-	-	-
K(T)P400 Comfort	P/D	P/D	-	P/D/U	P/D/U	-	-	-	P/D/U
K(T)P700 - TP1500 Comfort	P/D	P/D	-	P/D/U	P/D/U	-	-	-	P/D/U
TP700 -TP2200 Comfort	P/D	P/D	-	P/D/U	P/D/U	-	-	-	P/D/U
MBP 177 DP	P/D	P/D	P/D	-	-	-	-	-	-
MBP 177 PN	-	-	-	-	-	P/D	-	-	-
MBP 277	P/D	P/D	P/D	-	-	P/D	-	-	-
TD200	-	-	-	-	-	-	-	-	-
TD400C	-	-	-	-	-	-	-	-	-
OP73micro	P	-	-	-	-	-	-	-	-
TP177micro	P	P	-	-	-	-	-	-	P/D/U
OP73	P	P	-	-	-	-	-	-	-
OP77A	P	P	-	-	-	-	-	-	P/D/U
OP77B	P/D	P/D	-	-	-	-	-	P	P/D/U
TP177A	P	P	-	-	-	-	-	-	P/D/U
TP177B DP	P/D	P/D	-	-	-	-	P	P ²⁾	P/D/U
TP177B PN/DP	P/D	P/D	-	P/D	P/D	-	P	P ²⁾	P/D/U
TP177B 4"	P/D	P/D	-	P/D/U	P/D/U	-	P	P ²⁾	P/D/U
OP177B DP	P/D	P/D	-	-	-	-	P	P ²⁾	P/D/U
OP177B PN/DP	P/D	P/D	-	P/D	P/D	-	P	P ²⁾	P/D/U
TP277-6	P/D	P/D	-	P/D	P/D	-	P	P ²⁾	P/D/U
OP277-6	P/D	P/D	-	P/D	P/D	-	P	P ²⁾	P/D/U
MP177-6 T	P/D	P/D	-	P/D	P/D	-	P	P ²⁾	P/D/U
MP277-8 T	P/D	P/D	-	P/D	P/D	-	P	P ²⁾	P/D/U
MP277-8 K	P/D	P/D	-	P/D	P/D	-	P	P ²⁾	P/D/U
MP277-10 T	P/D	P/D	-	P/D	P/D	-	P	P ²⁾	P/D/U
MP277-10 K	P/D	P/D	-	P/D	P/D	-	P	P ²⁾	P/D/U
MP377-12 T	P/D	P/D	-	P/D/U	P/D/U	-	P	P ²⁾	P/D
MP377-12 K	P/D	P/D	-	P/D/U	P/D/U	-	P	P ²⁾	P/D
MP377-15 T	P/D	P/D	-	P/D/U	P/D/U	-	P	P ²⁾	P/D
MP377-19 T	P/D	P/D	-	P/D/U	P/D/U	-	P	P ²⁾	P/D

¹⁾ PROFINET IRT (isochronous runtime); isochronous mode only possible with IRT-enabled switch

²⁾ WinCC flexible 2008 SP2 and higher

Note:

This table is for basic orientation only. Technical characteristics are described in the communication manual or the respective user manual.

Technical specifications

Article number	6XV1440-4BH20 Conn. cable PN for MOBILE PANELS, 2M	6XV1440-4BH50 Conn. cable PN for MOBILE PANELS, 5M	6XV1440-4BH80 Conn. cable PN for MOBILE PANELS, 8M
General information			
Product type designation	PN connecting cable	PN connecting cable	PN connecting cable
Supply voltage			
Rated value (DC)	24 V	24 V	24 V
Degree and class of protection			
IP (at the front)	IP65	IP65	IP65
IP (rear)	IP65	IP65	IP65
Standards, approvals, certificates			
CE mark	Yes	Yes	Yes
Ambient conditions			
Ambient temperature during operation			
• min.	0 °C	0 °C	0 °C
• max.	55 °C	55 °C	55 °C
Relative humidity			
• Operation, max.	85 %	85 %	85 %
Cables			
Cable length	2 m	5 m	8 m
smallest bending radius	45 mm	45 mm	45 mm
Color of cable sheath	green	green	green
Oil resistance of outer sheath	Yes; Hydrolysis-resistant and oil-resistant acc. to VDE 0472 Part 803/B, also resistant to commercially available lubricants and hydraulic oils	Yes; Hydrolysis-resistant and oil-resistant acc. to VDE 0472 Part 803/B, also resistant to commercially available lubricants and hydraulic oils	Yes; Hydrolysis-resistant and oil-resistant acc. to VDE 0472 Part 803/B, also resistant to commercially available lubricants and hydraulic oils
Resistance to MEK, xylene, toluene, isopropanol	Yes	Yes	Yes
Mechanics/material			
Material of cable sheath	Special PUR, flame-resistant acc. to VDE 0472 Part 804 Test Type B, Shore A 88 Flame-Retardant UR Style 20963	Special PUR, flame-resistant acc. to VDE 0472 Part 804 Test Type B, Shore A 88 Flame-Retardant UR Style 20963	Special PUR, flame-resistant acc. to VDE 0472 Part 804 Test Type B, Shore A 88 Flame-Retardant UR Style 20963
Dimensions			
Thickness	9 mm	9 mm	9 mm
Scope of supply			
Delivery quantity in pieces	1	1	1
Other			
Merchandise	Yes	Yes	Yes
Manufacturer name	SIEMENS AG	SIEMENS AG	SIEMENS AG
Manufacturer's address	Gleiwitzerstraße 555, 90475 Nuremberg, Germany	Gleiwitzerstraße 555, 90475 Nuremberg, Germany	Gleiwitzerstraße 555, 90475 Nuremberg, Germany

Accessories

Process coupling

Connecting cables

Technical specifications (continued)

Article number	6XV1440-4BN10 Conn. cable PN for MOBILE PANELS,10M	6XV1440-4BN15 Conn. cable PN for MOBILE PANELS,15M	6XV1440-4BN20 Conn. cable PN for MOBILE PANELS,20M	6XV1440-4BN25 Conn. cable PN for MOBILE PANELS,25M
General information				
Product type designation	PN connecting cable	PN connecting cable	PN connecting cable	PN connecting cable
Supply voltage				
Rated value (DC)	24 V	24 V	24 V	24 V
Degree and class of protection				
IP (at the front)	IP65	IP65	IP65	IP65
IP (rear)	IP65	IP65	IP65	IP65
Standards, approvals, certificates				
CE mark	Yes	Yes	Yes	Yes
Ambient conditions				
Ambient temperature during operation				
• min.	0 °C	0 °C	0 °C	0 °C
• max.	55 °C	55 °C	55 °C	55 °C
Relative humidity				
• Operation, max.	85 %	85 %	85 %	85 %
Cables				
Cable length	10 m	15 m	20 m	25 m
smallest bending radius	45 mm	45 mm	45 mm	45 mm
Color of cable sheath	green	green	green	green
Oil resistance of outer sheath	Yes; Hydrolysis-resistant and oil-resistant acc. to VDE 0472 Part 803/B, also resistant to commercially available lubricants and hydraulic oils	Yes; Hydrolysis-resistant and oil-resistant acc. to VDE 0472 Part 803/B, also resistant to commercially available lubricants and hydraulic oils	Yes; Hydrolysis-resistant and oil-resistant acc. to VDE 0472 Part 803/B, also resistant to commercially available lubricants and hydraulic oils	Yes; Hydrolysis-resistant and oil-resistant acc. to VDE 0472 Part 803/B, also resistant to commercially available lubricants and hydraulic oils
Resistance to MEK, xylene, toluene, isopropanol	Yes	Yes	Yes	Yes
Mechanics/material				
Material of cable sheath	Special PUR, flame-resistant acc. to VDE 0472 Part 804 Test Type B, Shore A 88 Flame-Retardant UR Style 20963	Special PUR, flame-resistant acc. to VDE 0472 Part 804 Test Type B, Shore A 88 Flame-Retardant UR Style 20963	Special PUR, flame-resistant acc. to VDE 0472 Part 804 Test Type B, Shore A 88 Flame-Retardant UR Style 20963	Special PUR, flame-resistant acc. to VDE 0472 Part 804 Test Type B, Shore A 88 Flame-Retardant UR Style 20963
Dimensions				
Thickness	9 mm	9 mm	9 mm	9 mm
Scope of supply				
Delivery quantity in pieces	1	1	1	1
Other				
Merchandise	Yes	Yes	Yes	Yes
Manufacturer name	SIEMENS AG	SIEMENS AG	SIEMENS AG	SIEMENS AG
Manufacturer's address	Gleiwitzerstraße 555, 90475 Nuremberg, Germany	Gleiwitzerstraße 555, 90475 Nuremberg, Germany	Gleiwitzerstraße 555, 90475 Nuremberg, Germany	Gleiwitzerstraße 555, 90475 Nuremberg, Germany
Article number	6ES7901-0BF00-0AA0 S7 MPI Cable, 5m		6ES7901-1BF00-0XA0 RS232 / zero Modem Cable, 6 M	
General information				
Product type designation	MPI		RS 232/null modem	
Cables				
Cable length	5 m		6 m	
Weights				
Weight, approx.	293 g		272 g	

Technical specifications (continued)

Article number	6AV2181-5AF02-0AX0 Connecting Cable 2 M KTP Mobile	6AV2181-5AF05-0AX0 Connecting Cable 5 M KTP Mobile	6AV2181-5AF08-0AX0 Connecting Cable 8 M KTP Mobile	6AV2181-5AF10-0AX0 Connecting Cable 10 M KTP Mobile	6AV2181-5AF15-0AX0 Connecting Cable 15 M KTP Mobile	6AV2181-5AF20-0AX0 Connecting Cable 20 M KTP Mobile	6AV2181-5AF25-0AX0 Connecting Cable 25 M KTP Mobile
Standards, approvals, certificates							
CE mark	Yes	Yes	Yes	Yes	Yes	Yes	Yes
cULus	Yes	Yes	Yes	Yes	Yes	Yes	Yes
RCM (formerly C-TICK)	Yes	Yes	Yes	Yes	Yes	Yes	Yes
Ambient conditions							
Ambient temperature during operation							
• min.	0 °C	0 °C	0 °C	0 °C	0 °C	0 °C	0 °C
• max.	55 °C	55 °C	55 °C	55 °C	55 °C	55 °C	55 °C
Cables							
Cable length	2 m	5 m	8 m	10 m	15 m	20 m	25 m
Maximum tensile load	300 N	300 N	300 N	300 N	300 N	300 N	300 N
Color of cable sheath							
• green	Yes	Yes	Yes	Yes	Yes	Yes	Yes
Scope of supply							
Delivery quantity in pieces	1	1	1	1	1	1	1
Other							
Merchandise	Yes	Yes	Yes	Yes	Yes	Yes	Yes
Manufacturer name	SIEMENS AG						
Manufacturer's address	Gleiwitzerstraße 555, 90475 Nuremberg, Germany						

Ordering data

Connecting cables

SIMATIC S7 connecting cables

MPI cable

between SIMATIC S7 and programming device via MPI
max. 187.5 kBaud, standard length 5.0 m

6ES7901-0BF00-0AA0

Connecting cable

between HMI adapter and PC/TS Adapter (RS 232 cable/null-modem cable) for OP 77B, TP 177A/B, OP 177B, standard length 5.0 m

6ES7901-1BF00-0XA0

Connecting cables 6XV1440-2A²⁾

Connecting cable between TD/TP/OP and AG S5 95U to -155U, 1 000 m max.

6XV1440-2A...

PROFIBUS connecting cable 830-1T

For connection of data terminals, pre-assembled with two sub-D connectors, 9-pin terminated at both ends
for PP, OP 73micro, OP 73, TP 177micro, OP 77A/B, TP 177A, TP/OP 177B

- 1.5 m
- 3.0 m

6XV1830-1CH15
6XV1830-1CH30

USB/PPI multi-master cable

For connecting the S7-200 to a serial PC/OP interface
Standard length 5 m

6ES7901-3DB30-0XA0

Article No.

PROFIBUS FC Standard Cable²⁾

For connection to PPI; standard type with special design for quick mounting, 2-wire, shielded, sold by the meter, max. delivery unit 1000 m, minimum ordering quantity 20 m

6XV1830-0E...

Industrial Ethernet TP XP Cord RJ45/RJ45

Crossed TP cable 4 x 2, pre-assembled with 2 x RJ45 connectors

- 1.0 m
- 6.0 m
- 10.0 m

6XV1870-3RH10
6XV1870-3RH60
6XV1870-3RN10

DP connecting cable (MPI/PROFIBUS)

For wired Mobile Panels 177, Mobile Panels 277, standard lengths

- 2 m
- 5 m
- 8 m
- 10 m
- 15 m
- 20 m
- 25 m¹⁾

6XV1440-4AH20
6XV1440-4AH50
6XV1440-4AH80
6XV1440-4AN10
6XV1440-4AN15
6XV1440-4AN20
6XV1440-4AN25

Accessories

Process coupling

Connecting cables

Ordering data

Article No.

PN connecting cable (PROFINET)

For wired Mobile Panels 177,
Mobile Panels 277,
standard lengths

- 2 m
- 5 m
- 8 m
- 10 m
- 15 m
- 20 m
- 25 m¹⁾

6XV1440-4BH20
6XV1440-4BH50
6XV1440-4BH80
6XV1440-4BN10
6XV1440-4BN15
6XV1440-4BN20
6XV1440-4BN25

Connecting cable for KTP Mobile Panels

- 2 m
- 5 m
- 8 m
- 10 m
- 15 m
- 20 m
- 25 m

6AV2181-5AF02-0AX0
6AV2181-5AF05-0AX0
6AV2181-5AF08-0AX0
6AV2181-5AF10-0AX0
6AV2181-5AF15-0AX0
6AV2181-5AF20-0AX0
6AV2181-5AF25-0AX0

USB connecting cable

Optional 0.5 m USB cable
(type A connector)
female to male, can be used
as extension for USB cable with
type "A" connector

6GT2891-0UE50

¹⁾ Instead of using longer cables, we recommend that you use additional connection boxes.

²⁾ See length code.

Ordering example:

The 6XV1404-0A... connecting cable must be 16 m long. Multiplier 1.0 m (N) x length digit 16 (16) gives a length of 16 m. The Article No. supplement is N16. Enter this in the blank spaces of the Article No. The complete Article No. for the 16-m-long connecting cable is then: **6XV1404-0AN16**.

Length key for connecting cables

With connecting cables whose length is freely selectable according to the following lists, the blanks (...) in the Article No. must be completed in accordance with the length codes given. The different length keys must be taken into account here! Other lengths on request.

Length key for 6XV connecting cables

6XV... connecting cables

Length of the connecting cable =
Multiplier x length key

Article No. supplement
of the connecting cable

6XV...-.....

Multiplier

- 0.01 m
- 0.1 m
- 1.0 m
- 10.0 m
- 100.0 m

6XV...-..E..
6XV...-..H..
6XV...-..N..
6XV...-..T..
6XV...-..U..

Length digit

- 10
- 12
- 15
- 16
- 20
- 25
- 32
- 40
- 50
- 60
- 63

6XV...-...10
6XV...-...12
6XV...-...15
6XV...-...16
6XV...-...20
6XV...-...25
6XV...-...32
6XV...-...40
6XV...-...50
6XV...-...60
6XV...-...63

More information

Note:

Cable pin assignments can be found on the Internet in the Online Help of WinCC flexible and under FAQs.

<http://support.automation.siemens.com>

Photos and product images may differ from the actual product.

Detailed technical specifications, content information, quantities and compatible core products are listed online in the technical specifications of the respective accessory.

Industry Mall:

<https://mall.industry.siemens.com>

If you use the TIA Selection Tool (selection guide) to find your core product, the appropriate accessories are also displayed automatically. This facilitates selection of suitable accessories.

<http://www.siemens.com/tia-selection-tool>

Data sheets and manufacturer declarations are available for downloading in the Online Support area.

<http://support.automation.siemens.com>

Overview



- Used for connecting PROFIBUS nodes to the PROFIBUS bus cable
- Easy installation
- FastConnect plugs ensure extremely short assembly times due to their insulation-displacement technology
- Integrated terminating resistors (not in the case of 6ES7972-0BA30-0XA0)
- Connectors with D-sub sockets permit PG connection without the additional installation of network nodes

Ordering data

Ordering data	Article No.
RS 485 bus connector with axial cable outlet (180°) For industrial PC, SIMATIC HMI OP, OLM; max. transmission rate 12 Mbps	6GK1500-0EA02
SIPLUS DP PB RS 485 connector with axial cable outlet (180°) For exposure to media; Based-on 6GK1 500-0EA02	6AG1500-0EA02-2AA0
RS 485 bus connector with cable outlet (90°) With screw-terminals, max. transmission rate 12 Mbps <ul style="list-style-type: none"> • Without PG interface • With PG interface 	6ES7972-0BA12-0XA0 6ES7972-0BB12-0XA0
SIPLUS DP PB RS 485 connector with 90° cable outlet For extended temperature range -25 ... +60 °C <ul style="list-style-type: none"> • Without PG interface Based on 6ES7 972-0BA12-0XA0 • With PG interface Based on 6ES7 972-0BB12-0XA0 	6AG1972-0BA12-2XA0 6AG1972-0BB12-2XA0
RS 485 bus connector with angled cable outlet (35°) With screw-terminals, max. transmission rate 12 Mbps <ul style="list-style-type: none"> • Without PG interface • With PG interface 	6ES7972-0BA42-0XA0 6ES7972-0BB42-0XA0
SIPLUS DP PB RS 485 connector with angled cable outlet (35°) For extended temperature range -25 ... +60 °C <ul style="list-style-type: none"> • Without PG interface Based on 6ES7 942-0BA42-0XA0 • With PG interface Based on 6ES7 942-0BB42-0XA0 	6AG1972-0BA42-7XA0 6AG1972-0BB42-7XA0
RS 485 bus connector with cable outlet (30°) With screw-terminals, low-cost variant, max. transmission rate 1.5 Mbps	6ES7972-0BA30-0XA0

Article No.

PROFIBUS RS 485 bus connector with FastConnect technology

PROFIBUS FastConnect RS 485 bus connector with 90° cable outlet

With insulation displacement, max. transmission rate 12 Mbps

Without PG interface

- 1 unit
- 100 units

6ES7972-0BA52-0XA0
6ES7972-0BA52-0XB0

With PG interface

- 1 unit
- 100 units

6ES7972-0BB52-0XA0
6ES7972-0BB52-0XB0

Without PG interface, grounding via control cabinet cover

- 1 unit

6ES7972-0BA70-0XA0

With PG interface, grounding via control cabinet cover

- 1 unit

6ES7972-0BB70-0XA0

PROFIBUS FastConnect RS 485 bus connector with angled cable outlet (35°)

With insulation displacement, max. transmission rate 12 Mbps

- Without PG interface
- With PG interface

6ES7972-0BA61-0XA0
6ES7972-0BB61-0XA0

PROFIBUS FastConnect RS 485 bus connector Plug 180

6GK1500-0FC10

With insulation displacement terminals, with 180° cable outlet, for industrial PC, SIMATIC HMI OP, OLM; max. transmission rate 12 Mbps

SIMATIC S5/S7 connecting cable for PROFIBUS

6ES7901-4BD00-0XA0

Pre-assembled with two 9-pin sub D connectors; max. transmission rate 12 Mbps; 3 m

SIMATIC NET Manual Collection

6GK1975-1AA00-3AA0


Electronic manuals for communication systems, communication protocols, and communication products; on DVD; English/German

Accessories

Process coupling

IE FC RJ45 plug 2 x 2, Cat5e

Overview



- Implementation of direct device connections of up to 100 m with Industrial Ethernet FC installation cable 2 x 2 without using patch technology
- Easy connection (insulation displacement contacts) for 4-wire Twisted Pair installation cables (100 Mbps) without the need for special tools
- Error-minimizing connection technique thanks to visible connection area as well as colored insulation displacement termination
- Industrial design (rugged metal enclosure, no easily lost small parts)
- Excellent EMI shielding and deflection (metal enclosure)
- Integrated strain-relief for installation cables
- Compatible with the EN 50173 (RJ45)/ISO IEC 11801 standard
- Additional strain and bending relief of plug-in connection possible through latching of plug on device enclosure, e.g. with SCALANCE X, SCALANCE S, SCALANCE M, SIMATIC CPs, SIMATIC S7-1500.

Ordering data

Article No.

Article No.

IE FC RJ45 plugs

RJ45 plug connector for Industrial Ethernet with a rugged metal housing and integrated insulation displacement contacts for connecting Industrial Ethernet FC installation cables

IE FC RJ45 Plug 180

180° cable outlet; for network components and CPs/CPUs with Industrial Ethernet interface

- 1 pack = 1 unit
- 1 pack = 10 units
- 1 pack = 50 units

6GK1901-1BB10-2AA0
6GK1901-1BB10-2AB0
6GK1901-1BB10-2AE0

IE FC RJ45 Plug 90

90° cable outlet; e.g. for ET 200S

- 1 pack = 1 unit
- 1 pack = 10 units
- 1 pack = 50 units

6GK1901-1BB20-2AA0
6GK1901-1BB20-2AB0
6GK1901-1BB20-2AE0

IE FC RJ45 Plug 145

145° cable outlet; e.g. for SIMOTION and SINAMICS

- 1 pack = 1 unit
- 1 pack = 10 units
- 1 pack = 50 units

6GK1901-1BB30-0AA0
6GK1901-1BB30-0AB0
6GK1901-1BB30-0AE0

IE RJ45 Port Lock

RJ45 Port Lock for network components and data terminal equipment with RJ45 Industrial Ethernet interface

- 1 pack = 1 unit + key

6GK1901-1BB50-0AA0

IE FC Stripping Tool

Pre-adjusted stripping tool for fast stripping of Industrial Ethernet FC cables

6GK1901-1GA00

IE FC TP standard cable GP 2 x 2 (Type A)

4-wire, shielded TP installation cable for connection to IE FC outlet RJ45/ IE FC RJ45 plug; PROFINET-compatible; with UL approval;

Sold by the meter

max. length 1 000 m;
minimum order quantity 20 m

Preferred length

- 20 m
- 50 m
- 100 m
- 200 m
- 500 m
- 1 000 m

6XV1840-2AH10

6XV1840-2AN20
6XV1840-2AN50
6XV1840-2AT10
6XV1840-2AT20
6XV1840-2AT50
6XV1840-2AU10

IE FC TP flexible cable GP 2 x 2 (Type B)

4-wire, shielded TP installation cable for connection to IE FC outlet RJ45/ IE FC RJ45 plug for occasional movement; PROFINET-compatible; with UL approval; sold by the meter; max. length 1 000 m, minimum order quantity 20 m

6XV1870-2B

IE FC TP trailing cable GP 2 x 2 (Type C)

4-wire, shielded TP installation cable for connection to IE FC outlet RJ45/ IE FC RJ45 plug for use as trailing cable; PROFINET-compatible; with UL approval; sold by the meter; max. length 1 000 m, minimum order quantity 20 m

6XV1870-2D

Ordering data	Article No.	Ordering data	Article No.
IE FC TP trailing cable 2 x 2 (Type C) 4-wire, shielded TP installation cable for connection to IE FC outlet RJ45/ IE FC RJ45 plug 180/90 for use in trailing cables; PROFINET-compatible; without UL approval; sold by the meter; max. length 1 000 m, minimum order quantity 20 m	6XV1840-3AH10	IE FC TP festoon cable GP 2 x 2 (Type B) 4-wire, shielded TP installation cable for connection to IE FC outlet RJ45/IE FC RJ45 plug 180/90 for use in festoon applications; PROFINET-compatible; with UL approval; sold by the meter; max. length 1 000 m, minimum order quantity 20 m	6XV1871-2S
IE TP torsion cable GP 2 x 2 (Type C) 4-wire, shielded TP installation cable for connection to IE FC outlet RJ45/ IE FC RJ45 plug for use with robots; PROFINET-compatible; with UL approval; sold by the meter; max. length 1 000 m, minimum order quantity 20 m	6XV1870-2F	IE FC TP food cable GP 2 x 2 (Type C) 4-wire, shielded TP installation cable for connection to IE FC outlet RJ45/ IE FC RJ45 plug 180/90 for the food and beverages industry; PROFINET-compatible; sold by the meter; max. length 1 000 m, minimum order quantity 20 m	6XV1871-2L
IE FC TP marine cable 2 x 2 (Type B) 4-wire, shielded TP installation cable for connection to IE FC outlet RJ45/ IE FC RJ45 plug 180/90; marine approval; sold by the meter; max. length 1 000 m, minimum order quantity 20 m	6XV1840-4AH10	IE TP ground cable 2x2 (Type C) 4-wire, shielded TP installation cable for connection to IE FC outlet RJ45/ IE FC RJ45 plug 180/90 (after removal of additional outer sheath) for laying in soil; PROFINET-compatible; sold by the meter; max. length 1 000 m, minimum order quantity 20 m	6XV1871-2G
IE FC TP FRNC cable GP 2 x 2 (Type B) 4-wire, shielded, halogen-free TP installation cable for connection to IE FC outlet RJ45/ IE FC RJ45 plug for occasional movement; PROFINET-compliant; with UL approval; sold by the meter; max. length 1 000 m, minimum order quantity 20 m	6XV1871-2F	IE TP train cable GP 2x2 (Type C) 4-wire, shielded TP installation cable for connection to IE FC outlet RJ45/IE FC RJ45 plug 180/90 for railway applications; PROFINET-compatible; sold by the meter; max. length 1 000 m, minimum order quantity 20 m	6XV1871-2T
		IE FC blade cassettes (5 mm) Replacement blade cassette for the Industrial Ethernet stripping tool; for use with IE FC RJ45 plugs and modular outlet, 5 units	6GK1901-1GB01

More information

You can order supplementary components for the SIMATIC NET cabling range from your local contact. Technical advice on this subject is available from:

J. Hertlein
 DI PA CI PRM 4
 Tel.: +49 (172) 3172810
 Email: juergen.hertlein@siemens.com

Selection Tool:

The TIA Selection Tool is available to assist you in selecting cabling systems for SIMATIC NET at:

<http://www.siemens.com/tst>

Ordering overview:

You can find more information on the FastConnect range in the ordering overview <https://support.industry.siemens.com/cs/document/109766358/ordering-overview-cabling-technology-for-communication-networks-in-industry?dti=0&lc=en-DE>

Accessories

Notes

Appendix




7/2	SITRAIN – Digital Industry Academy
7/3	SIMATIC HMI course overview
7/4	Standards and approvals
7/5	WinCC Competence Center
7/6	Siemens Automation Cooperates with Education
7/9	Partners at Siemens
7/9	Siemens Partner Programm
7/10	Partners
7/11	Siemens Service Option for SIMATIC IPC
7/12	Expertise and services relating to all aspects of PC-based Automation
7/13	Industry Services
7/14	Portfolio overview
7/15	Online Support for Siemens Industry Products
7/16	Software licenses
7/19	Conditions of sale and delivery

Appendix

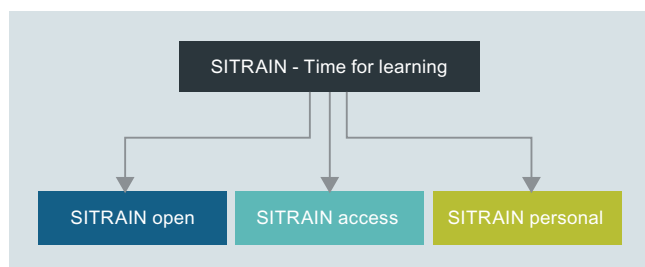
SITRAIN – Digital Industry Academy

Training



Time for learning

Today's demands on our knowledge are every bit as diverse and dynamic as our profession itself. We keep learning more and longer – for our work, for our career and for ourselves. Advancing digitalization entails new topics and is also changing the way we absorb and process knowledge. SITRAIN – Digital Industry Academy offers the right source of knowledge here, which we can use anytime in just the way we need it. The time for learning is now.



Knowledge for every need

With its three areas – SITRAIN open, SITRAIN access and SITRAIN personal – SITRAIN offers you an all-encompassing range of options for an ongoing expansion of your knowledge and skills, suited for every type of learner. And SITRAIN uses advancing digitalization to continuously expand content and offer new training methods.

Find
your local
offer here



SITRAIN – Digital Industry Academy Customer Support Germany

Tel.: +49 911 895-7575

Email: sitrain.digital.industry.academy.de@siemens.com

Knowledge you can always find

SITRAIN open bundles useful information, worthwhile data and up-to-date expert knowledge about Siemens products for industry. Search it anytime, find anything – and always the right stuff.

Knowledge that gets you ahead

SITRAIN access is learning in the digital age. It offers you individualized ways to build your knowledge and access to exclusive digital training courses. Take advantage of sustainable learning success with a wide range of learning methods. Improve your skills – whether working in groups with others, or by yourself. Whenever, wherever and however you need to.

Knowledge you can experience

We all want to learn from the best. And SITRAIN personal's training courses let you benefit from our well-practiced trainers' expert knowledge, along with direct access to our training equipment. That's the best way to convey knowledge – whether at your company or in our training classrooms.

SITRAIN – Digital Industry Academy

www.siemens.com/sitrain

- SITRAIN open:
www.siemens.com/sitrain-open
- SITRAIN access:
www.siemens.com/sitrain-access
- SITRAIN personal:
www.siemens.com/sitrain-personal

Training for SIMATIC HMI

This page contains an overview of the SITRAIN training offer for SIMATIC HMI operator control and monitoring systems.

Depending on your demands we'll make you fit for specific applications or teach you important background knowledge about products and systems.

All courses contain the largest possible share of practical exercises so that training can be carried out very intensively in very small groups.

Further information regarding course contents, dates and prices can be found in the Internet at:

www.siemens.com/sitrain-simatic-hmi

Title	Course suitable for			Duration/ Medium	Order code
	Planning	Implementation	Operation		

SIMATIC Unified Comfort Panels and WinCC Unified in the TIA Portal

SIMATIC WinCC Unified & Unified Comfort Panels System Course	TIA		✓	✓	3 days	TIA-UWCCM
SIMATIC WinCC Unified for PC-Systems, Advanced Course	TIA		✓	✓	2 days	TIA-UWCCPC

SIMATIC WinCC in the TIA Portal

SIMATIC WinCC on the machine level in the TIA Portal, System Course	TIA		✓	✓	3 days	TIA-WCCM
SIMATIC WinCC SCADA in the TIA Portal	TIA		✓	✓	5 days	TIA-WCCS
SiVArC – Options of Automatic Visualization Generation	TIA		✓		1 day	TIA-SIVARC
BRAUMAT / SISTRAR	TIA		✓	✓	5 days	TIA-BRAU

SIMATIC WinCC V7.x

SIMATIC WinCC, System Course			✓	✓	5 days	ST-BWINCCS
SIMATIC WinCC, Advanced Course			✓	✓	5 days	ST-BWINOND
ANSI-C in the SIMATIC World, Introduction			✓		5 days	ST-SIMACE
Visual Basic Script in the SIMATIC World			✓		3 days	ST-VBSCR

TIA These courses are based on the TIA Portal.

Appendix

Standards and approvals

Operating system licenses for SIMATIC PC/PG

The accompanying operating system license is only valid for installation on the supplied SIMATIC PC/PG.

Installation can only be performed on these SIMATIC systems in accordance with Microsoft OEM licensing regulations.

Standards UL (U) and CSA (C)

All HMI products comply with the standards UL (U) and CSA (C), or the approval procedure has been applied for.

Products which have no approval are specially marked (see ordering data of the products).

CE marking

The electronic products described in this catalog comply with the requirements and protection objectives of the following EC-directives insofar as they relate to the product concerned. They also comply with the corresponding harmonized European standards (EN) published for these products in the Official Journals of the European Community.

- Directive 2004/108/EC of the European Parliament and Council on the approximation of the laws of the Member States relating to electromagnetic compatibility (EMC Directive)
- Directive 2006/95/EC of the European Parliament and of the Council on the harmonization of the laws of the Member States relating to electrical equipment designed for use within certain voltage limits (Low Voltage Directive)
- Directive 94/9/EC of the European Parliament and the Council on approximation of the laws of the Member States concerning equipment and protective systems intended for use in potentially explosive atmospheres (ATEX Directive)
- Directive 1999/5/EC of the European Parliament and of the Council on radio equipment and telecommunications terminal equipment and the mutual recognition of their conformity (RTTE Directive)

The originals of the declarations of conformity are kept available for the responsible supervisory authorities at:

SIMATIC PLC / HMI:

Siemens Aktiengesellschaft
DF FA MF QM
Postfach 4848
90327 Nürnberg
Germany

SIMATIC IPC:

Siemens Aktiengesellschaft
DF FA AS DH KHE
Oestliche Rheinbrueckenstr. 50
76187 Karlsruhe
Germany

SIMATIC NET:

Siemens Aktiengesellschaft
Industry Sector
PD PA CI
Postfach 4848
90327 Nürnberg
Germany

Note on the EMC Directive:

The installation instructions in the manuals must be adhered to when installing and operating the products described in this catalog. These contain, for example, important information on installation in cabinets and on the use of shielded cables.

Overview

The WinCC Competence Centers are Siemens-internal partners. They offer a wide range of products and services designed to make optimal economic and system-oriented use of the openness and integration capability of WinCC.

In addition to the development of standard solutions/add-on products, they are authorized to implement customized/industry-specific solutions in the areas of application development and system integration on the basis of WinCC.

The portfolio is rounded off with consulting services, project-related training, and workshops for decision-makers and users.

Sector competence in addition to automation expertise and WinCC system know-how ensure professional and efficient solutions. The software is, of course, developed in compliance with recognized standards on the basis of certified quality management in accordance with ISO 9001.

You can find more information on the Internet at:

www.siemens.com/process-management

Appendix

Siemens Automation Cooperates with Education (SCE)

Teaching made easy - Comprehensive support on the way to Industry 4.0

Knowledge & technology – the keystones to success in digitalization



Digitalization is quickly and radically changing our world. What does this mean for education?

In the world of Industry 4.0, companies can expect a host of new opportunities and challenges. New systems are verified on the spot through simulations. Automated mass production processes can make every product on the conveyor belt a unique product.

New products are now market-ready much faster. Siemens is shaping this transformation as a technology leader in the field of automation and process lifecycle management (PLM).

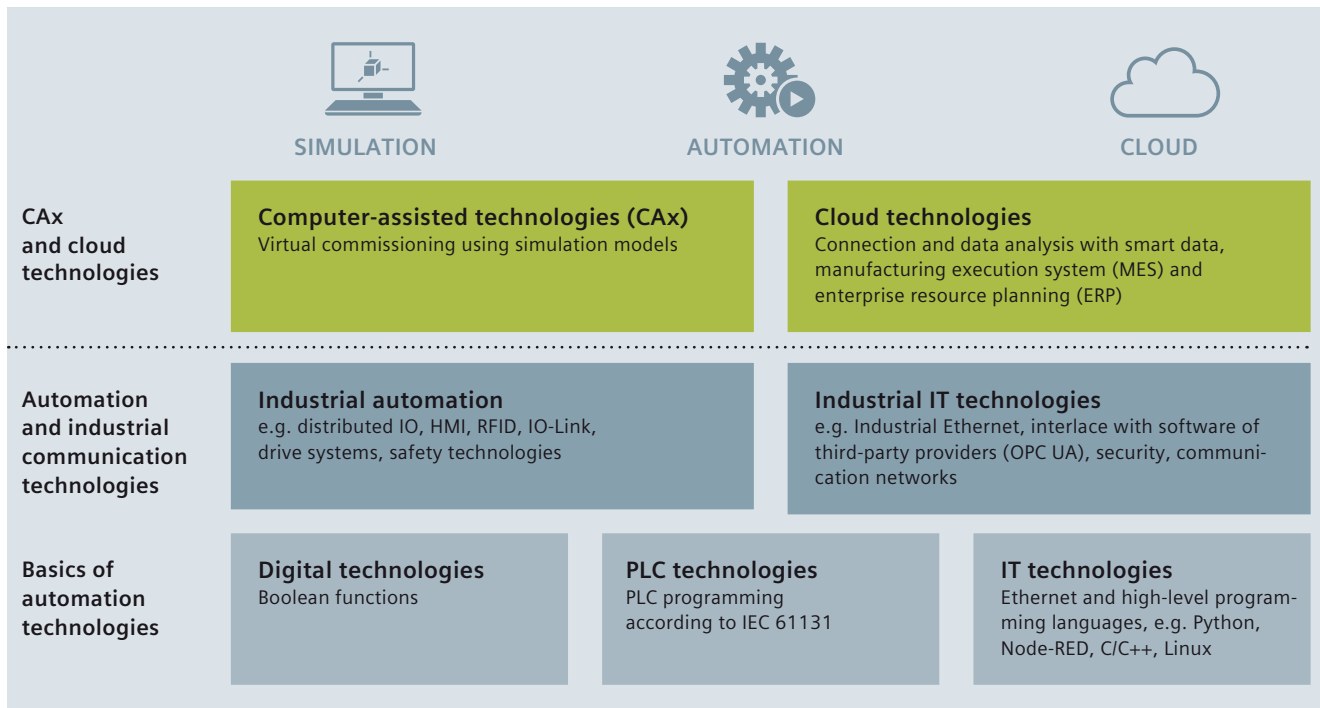
These new digitalization processes are changing the know-how requirements for employees. Many educational institutions are facing the challenge of conveying Industry 4.0 know-how as part of their teaching and training. The Siemens Automation Cooperates with Education (SCE) program is supporting educators on the way to Industry 4.0.

The SCE digitalization concept for educators

The SCE digitalization concept presented here shows how digitalization can be implemented in educational institutions – from vocational schools to universities.

Digitalization (or Industry 4.0) know-how is now introduced through CAx and cloud technologies. It is founded on the basics of automation, such as digital technologies, PLC and information technologies, and on advanced automation and industrial communication technologies.

The level of digitalization knowledge can be weighted, depending on the vocational field or branch of study – e.g. mechanical engineering, automation engineering or computer science.



The SCE digitalization concept for educators (continued)

As part of their project work, students at Vocational School 2 in Wolfsburg, Germany, have implemented the three levels of the SCE Industry 4.0 concept. A virtual twin created with the Siemens NX Mechatronics Designer (MCD) CAD software was used for the design and virtual commissioning. This enables fast and efficient assembly of the real automation system, e.g. with SIMATIC S7-1500/ET 200SP/RFID, for use in classes. Production data, such as the number of bottles filled, production date and system parameters, are uploaded to a cloud using SIMATIC IOT2000.

siemens.com/iot2020

siemens.com/nx

The SCE offers**Learning and training documents**

More than 100 didactically prepared learning and training documents are available through SCE and incorporate the digitalization concept. They are designed for use in classes, but can also be customized or used for individual study. These documents are available for free download, most of them in 7 languages.

siemens.com/sce/documents

Educator courses

Excellent teaching content is needed to introduce students to digitalization. For this purpose, SCE holds educator courses in certain regions. Based on our learning and training documents and through practical exercises, educators acquire the latest Industry 4.0 know-how.

siemens.com/sce/courses

**Trainer packages**

The 90 SCE trainer packages help educators teaching and implementing the SCE digitalization concept. Trainer packages comprise specially compiled, genuine Siemens hardware and software products. The trainer packages are based on the learning and training documents and are offered to schools, colleges and universities at special terms.

siemens.com/sce/tp

Support for your projects / textbooks

We support you on selected projects with advice and assistance from SCE contact partners.

As a special service, we support textbook authors. We maintain a list of textbooks on the SCE website.

siemens.com/sce/contact

siemens.com/sce/books

Appendix

Siemens Automation Cooperates with Education (SCE)

Teaching made easy - Comprehensive support on the way to Industry 4.0

Partnerships for proliferation of Industry 4.0 in education



Partnership with WorldSkills

As a technology powerhouse, we support vocational training of students around the world. Since 2010, we have partnered with WorldSkills as a Global Industry Partner in order to amplify this cause.

WorldSkills is an international organization whose mission is to raise the profile and recognition of skilled people, and show how important vocational skills are in achieving economic growth and personal success. Every two years, WorldSkills hosts the world championships of skills.

Siemens provides the competitors with automation products, such as SIMATIC S7-1500 and LOGO!, for the disciplines: industrial control, electrical installations, Polymechanics/Automation and manufacturing technology.

The next international skill competitions are scheduled for Kazan/Russia, in 2019 and Shanghai/China, in 2021. Additionally, we support selected continental and regional competitions.

[siemens.com/worldskills](https://www.siemens.com/worldskills)

Partnerships with educators

We provide support to educators and educational organizations in the form of one-on-one advice through SCE contact partners and Siemens experts as well as long-term cooperation.

[siemens.com/sce/contact](https://www.siemens.com/sce/contact)

Partnerships with producers of learning systems

For practical training in classrooms and labs, numerous producers of learning systems offer a wide range of complete didactic solutions based on SCE trainer packages.

[siemens.com/sce/partner](https://www.siemens.com/sce/partner)

Information portal



To facilitate your teaching assignment and/or for selfstudy, we offer educators and students a comprehensive SCE information portal. At this portal you have quick access to all SCE offers, e.g. learning and training documents including projects, Getting Started information, videos, manuals, trial software and newsletters.

[siemens.com/sce](https://www.siemens.com/sce)

SIEMENS

Global Industry
Partner of
WorldSkills
International

worldskills

Overview

Siemens Solution Partners and Approved Partners for your success



Highest competence in automation and drive technology

Siemens works closely together with selected partner companies around the world in order to ensure that customer requirements for all aspects of automation and drives are fulfilled as best as possible – wherever you are, and whatever the time.

We place great value on our customers acting in accordance with the same ideals which characterize Siemens as a whole: Competence, professionalism and quality. That is why continuous development through qualification and certification measures in line with global standards is a central aspect of our Partner Program. This means that with our partners, you benefit from the same high quality standards all over the world. The partner emblem is the symbol for tried and tested quality.

The partner network for industry

The Siemens Partner Program offers you expertise and experience close at hand.


Within our global network, we distinguish between Solution Partners and Approved Partners. We currently work with more than 1,500 Solution Partners around the world. Our network of over 150 Approved Partners continues to grow. In more than 80 countries worldwide

Siemens Solution Partners – Automation Drives



At present we are working with more than 1,500 **Solution Partners** worldwide. They are characterized by extensive application, system and sector knowledge, as well as proven project experience, and are able to implement future-proof tailored solutions of the highest quality, based on our product and system portfolio.

Siemens Approved Partners – Value Added Resellers



With their detailed technical knowledge, **Siemens Approved Partners – Value Added Resellers** offer a combination of products and services that range from specialist technologies and customized modifications to the provision of high-quality system and product packages. They also provide qualified technical support and assistance.

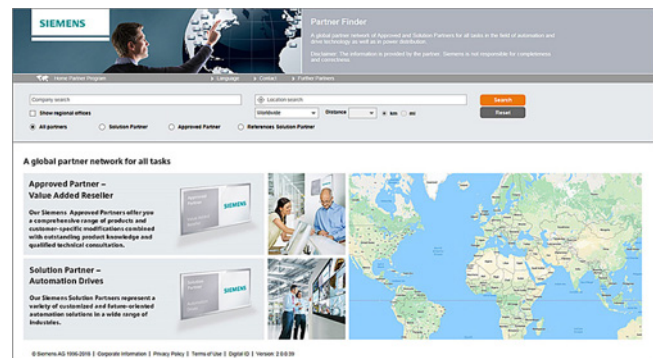
Siemens Approved Partners – Industry Services



Siemens Approved Partners – Industry Services put their unique expertise entirely at the service of enhancing your productivity and can be instrumental in ensuring the availability of your plants.

Partner Finder

The ideal partner for your task is just a mouse click away!



In the Siemens global Solution Partner Program, customers are certain to find the optimum partner for their specific requirements – with no great effort. The Partner Finder is basically a comprehensive database that showcases the profiles of all our partners.

Easy selection:

Set filters in the search screen form according to the criteria that are relevant to you. You can also directly enter the name of an existing partner.

Skills at a glance:

Gain a quick insight into the specific competencies of any particular partner with the reference reports.

Direct contact option:

Use our electronic query form:

www.siemens.com/partnerfinder

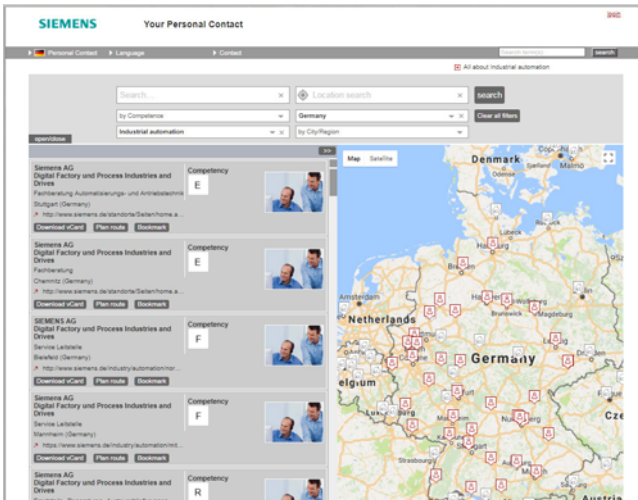
Additional information of the Siemens Partners for industry is available online at:

www.siemens.com/partnerprogram

Appendix

Partners

Partners at Siemens



At your service locally, around the globe for consulting, sales, training, service, support, spare parts on the entire portfolio of Digital Industries.

Your partner can be found in our Personal Contacts Database at: www.siemens.com/automation-contact

You start by selecting

- the required competence,
- products and branches,
- a country and a city

or by a

- location search or free text search.

Siemens Service Option for SIMATIC IPC

The expanded hardware service for SIMATIC IPC products

Purchasing and registering this additional agreement for a SIMATIC IPC extends the time period for free repairs of this device to 36 or 48 months after delivery.

Scope of services of the service option within the period of service (36/48 months):

- Free¹⁾ repair during the period of service at one of our authorized repair centers near you
The addresses of our worldwide partners can be found on the Internet at www.siemens.com/asis
- Within the agreed contractual period, Siemens will bear the costs that are incurred in the repair center (labor and materials/replacement parts), which are needed to restore the functions²⁾ of the hardware
- Siemens will also assume the return shipping costs of the repaired device from the repair center to the customer

¹⁾ Wear and tear as well as problems that arise due to improper handling of the devices are not included.

²⁾ For hard disk defects that require the system to be restored, the repair service will only cover restoring the installation to its original condition exworks. The uploading of additional application software, drivers and setting up the operating software are not covered by the free repair service.

Product family	Article No. Service Option	Article designation
SIMATIC Rack PC	6ES7648-4AB36-0AA0	36 or
<ul style="list-style-type: none"> • SIMATIC IPC347 • SIMATIC IPC547 • SIMATIC IPC647 • SIMATIC IPC847 	6ES7648-4AB48-0AA0	48 months service option for SIMATIC Rack PCs and Box PCs
SIMATIC Box PC		
<ul style="list-style-type: none"> • SIMATIC IPC227 • SIMATIC IPC327 • SIMATIC IPC427 • SIMATIC IPC627 • SIMATIC IPC827 		
SIMATIC Panel PC	6ES7648-4AP36-0AA0	36 or
<ul style="list-style-type: none"> • SIMATIC IPC277 • SIMATIC IPC377 • SIMATIC IPC477 • SIMATIC IPC577 • SIMATIC IPC677 	6ES7648-4AP48-0AA0	48 months service option for SIMATIC Panel PC

Ordering and registering the additional agreement:

- Select the appropriate article number for the optional package based on the family of products and place your order
- Scope of supply:
Description of services in 4 languages + service device label with a license number for identifying the additional agreement on the device
- Activation of the service license number for a SIMATIC PC/ SIMATIC PG via the Internet (www.siemens.com/ped):
The registration must be completed within the first 90 days after initial delivery of the device!

Appendix

Expertise and services relating to all aspects of PC-based Automation

Overview

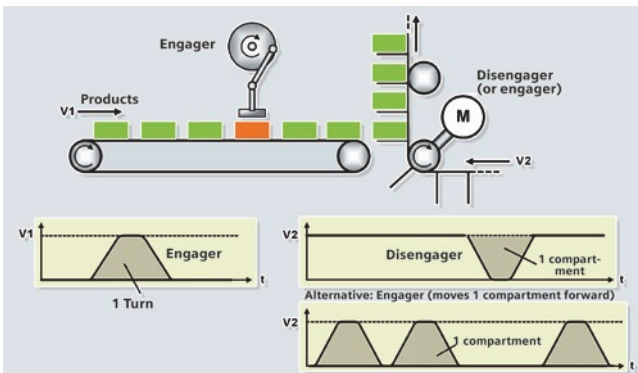


Expertise and services relating to all aspects of PC-based Automation

Do you require support with the dimensioning and options of a PC-based Automation project, or even engineering support?


Specifically for this purpose, Siemens has established a team of specialists in Cologne and Milan who work closely with Development and Product Marketing and can thus provide our sales departments worldwide with competent support in PC-based Automation.

Our core competencies



- Design of PC-based Automation systems from Siemens
- Integrated, customer-specific technology (add-ons) using high-level languages (C++) in Windows or real-time environments
- Knowledge transfer/workshops for the integration of third-party components, as well as for applications using the Open Development Kit (ODK)
- Technology and application know-how
- Development of add-ons for WinAC and WinCC flexible

Reference applications



- Fast recording of measured values
- Software blocks for drives library
- Customer-specific communications via Ethernet (OPC/ActiveX, TCP socket)
- Synchronous operation, flying shear, table interpolation for electric and hydraulic axes
- Integration of PCI cards into PC-based Automation applications (e.g. WinAC and ASI-Bus)
- Customer-specific development and integration of C++ programs
- Database connections
- Integration of complex control algorithms

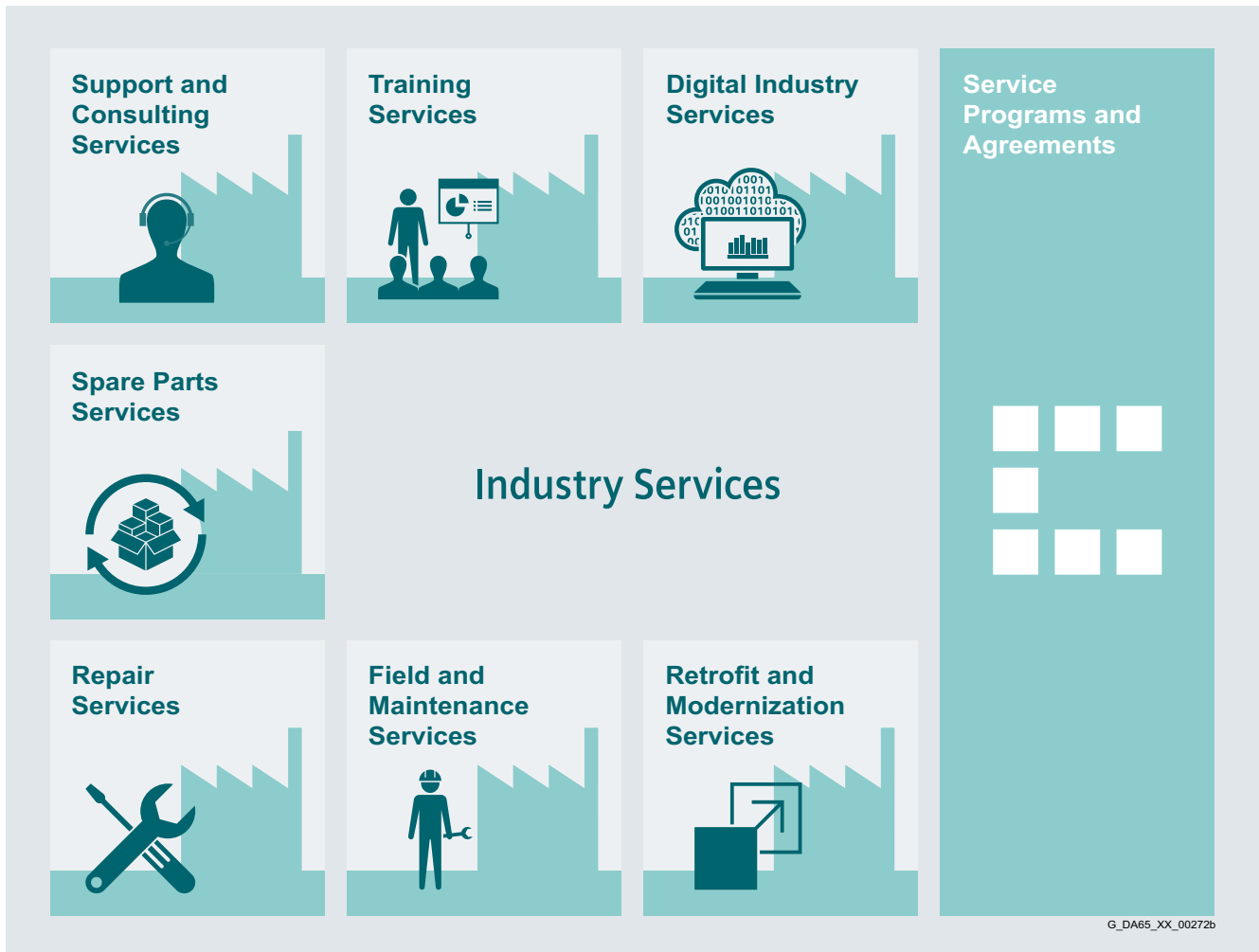
Contacts

Activation of the Competence Centers for your application via your regional contact.

If you do not yet have a contact person in your region, just go to: <http://www.siemens.com/automation/partner>

The latest information about the workshops offered can be found on the Internet:

<http://www.siemens.com/pc-based>

Overview

Keep your business running and shape your digital future – with Industry Services

Optimizing the productivity of your equipment and operations can be a challenge, especially with constantly changing market conditions. Working with our service experts makes it easier. We understand your industry's unique processes and provide the services needed so that you can better achieve your business goals.

You can count on us to maximize your uptime and minimize your downtime, increasing your operations' productivity and reliability. When your operations have to be changed quickly to meet a new demand or business opportunity, our services give you the flexibility to adapt. Of course, we take care that your production is protected against cyber threats. We assist in keeping your operations as energy and resource efficient as possible and reducing your total cost of ownership. As a trendsetter, we ensure that you can capitalize on the opportunities of digitalization and by applying data analytics to enhance decision making: You can be sure that your plant reaches its full potential and retains this over the longer lifespan.

You can rely on our highly dedicated team of engineers, technicians and specialists to deliver the services you need – safely, professionally and in compliance with all regulations. We are there for you, where you need us, when you need us.

www.siemens.com/industryservices

Appendix

Industry Services

Industry Services – Portfolio overview

Overview




Digital Industry Services

Digital Industry Services make your industrial processes transparent to gain improvements in productivity, asset availability, and energy efficiency.

Production data is generated, filtered and translated with intelligent analytics to enhance decision-making.

This is done whilst taking data security into consideration and with continuous protection against cyber-attack threats.

www.siemens.com/global/en/products/services/industry/digital-industry-services.html



Training Services

From the basics and advanced to specialist skills, SITRAIN courses provide expertise right from the manufacturer – and encompass the entire spectrum of Siemens products and systems for the industry.

Worldwide, SITRAIN courses are available wherever you need a training course in more than 170 locations in over 60 countries.

<https://support.industry.siemens.com/cs/ww/en/sc/2226>



Support and Consulting Services

Industry Online Support site for comprehensive information, application examples, FAQs and support requests.

Technical and Engineering Support for advice and answers for all inquiries about functionality, handling, and fault clearance. The Service Card as prepaid support for value added services such as Priority Call Back or Extended Support offers the clear advantage of quick and easy purchasing.

Information & Consulting Services, e.g. SIMATIC System Audit; clarity about the state and service capability of your automation system or life cycle Information Services; transparency on the life cycle of the products in your plants.

<https://support.industry.siemens.com/cs/ww/en/sc/2235>



Spare Parts

Spare Parts Services are available worldwide for smooth and fast supply of spare parts – and thus optimal plant availability. Genuine spare parts are available for up to ten years. Logistics experts take care of procurement, transport, custom clearance, storage and order management.

Reliable logistics processes ensure that components reach their destination as needed.

Since not all spare parts can be kept in stock at all times, Siemens offers a preventive measure for spare parts provisioning on the customer's premises with optimized **Spare Parts Packages** for individual products, custom-assembled drive components and entire integrated drive trains – including risk consulting.

Asset Optimization Services help you design a strategy for parts supply where your investment and carrying costs are reduced and the risk of obsolescence is avoided.

<https://support.industry.siemens.com/cs/ww/en/sc/2110>



Repair Services

Repair Services are offered on-site and in regional repair centers for fast restoration of faulty devices' functionality.

Also available are extended repair services, which include additional diagnostic and repair measures, as well as emergency services.

<https://support.industry.siemens.com/cs/ww/en/sc/2154>



Field and Maintenance Services

Siemens specialists are available globally to provide expert field and maintenance services, including commissioning, functional testing, preventive maintenance and fault clearance.

All services can be included in customized service agreements with defined reaction times or fixed maintenance intervals.

<https://support.industry.siemens.com/cs/ww/en/sc/2265>



Retrofit and Modernization Services

Provide a cost-effective solution for the expansion of entire plants, optimization of systems or upgrading existing products to the latest technology and software, e.g. migration services for automation systems.

Service experts support projects from planning through commissioning and, if desired over the entire extended lifespan, e.g. Retrofit for Integrated Drive Systems for an extended lifetime of your machines and plants.

<https://support.industry.siemens.com/cs/ww/en/sc/2286>



Service Programs and Agreements

A technical Service Program or Agreement enables you to easily bundle a wide range of services into a single annual or multi-year agreement.

You pick the services you need to match your unique requirements or fill gaps in your organization's maintenance capabilities.

Programs and agreements can be customized as KPI-based and/or performance-based contracts.

<https://support.industry.siemens.com/cs/ww/en/sc/2275>

Overview

Online Support – fast, intuitive, whenever you want, wherever you need

Web

support.industry.siemens.com

App

SIEMENS

GET IT ON Google Play | Available on the App Store | Microsoft Store

Scan the QR code for information on our Online Support app.

- FAQ / Application examples**
Information about industrial products, programming and configuration as well as application examples
- Technical information**
Videos, documentation, manuals, updates, product notes, compatibility tool, certificates, planning data such as dimensional drawings, product data, 3D models
- Forum**
Exchange information and experience with other users and experts

Online Support for Siemens Industry Products

Siemens Industry and Online Support with some 1.7 million visitors per month is one of the most popular web services provided by Siemens. It is the central access point for comprehensive technical know-how about products, systems and services for automation and drives applications as well as for process industries.

In connection with the challenges and opportunities related to digitalization you can look forward to continued support with innovative offerings.

Appendix

Software licenses

Overview

Software types

Software requiring a license is categorized into types. The following software types have been defined:

- Engineering software
- Runtime software

Engineering software

This includes all software products for creating (engineering) user software, e.g. for configuring, programming, parameterizing, testing, commissioning or servicing.

Data generated with engineering software and executable programs can be duplicated for your own use or for use by third-parties free-of-charge.

Runtime software

This includes all software products required for plant/machine operation, e.g. operating system, basic system, system expansions, drivers, etc.

The duplication of the runtime software and executable programs created with the runtime software for your own use or for use by third-parties is subject to a charge.

You can find information about license fees according to use in the ordering data (e.g. in the catalog). Examples of categories of use include per CPU, per installation, per channel, per instance, per axis, per control loop, per variable, etc.

Information about extended rights of use for parameterization/configuration tools supplied as integral components of the scope of supply can be found in the readme file supplied with the relevant product(s).

License types

Siemens Industry Automation & Drive Technologies offers various types of software license:

- Floating license
- Single license
- Rental license
- Rental floating license
- Trial license
- Demo license
- Demo floating license

Floating license

The software may be installed for internal use on any number of devices by the licensee. Only the concurrent user is licensed. The concurrent user is the person using the program. Use begins when the software is started. A license is required for each concurrent user.

Single license

Unlike the floating license, a single license permits only one installation of the software per license.

The type of use licensed is specified in the ordering data and in the Certificate of License (CoL). Types of use include for example per instance, per axis, per channel, etc.

One single license is required for each type of use defined.

Rental license

A rental license supports the "sporadic use" of engineering software. Once the license key has been installed, the software can be used for a specific period of time (the operating hours do not have to be consecutive).

One license is required for each installation of the software.

Rental floating license

The rental floating license corresponds to the rental license, except that a license is not required for each installation of the software. Rather, one license is required per object (for example, user or device).

Trial license

A trial license supports "short-term use" of the software in a non-productive context, e.g. for testing and evaluation purposes. It can be transferred to another license.

Demo license

The demo license support the "sporadic use" of engineering software in a non-productive context, for example, use for testing and evaluation purposes. It can be transferred to another license. After the installation of the license key, the software can be operated for a specific period of time, whereby usage can be interrupted as often as required.

One license is required per installation of the software.

Demo floating license

The demo floating license corresponds to the demo license, except that a license is not required for each installation of the software. Rather, one license is required per object (for example, user or device).

Certificate of License (CoL)

The CoL is the licensee's proof that the use of the software has been licensed by Siemens. A CoL is required for every type of use and must be kept in a safe place.

Downgrading

The licensee is permitted to use the software or an earlier version/release of the software, provided that the licensee owns such a version/release and its use is technically feasible.

Delivery versions

Software is constantly being updated. The following delivery versions

- PowerPack
- Upgrade

can be used to access updates.

Existing bug fixes are supplied with the ServicePack version.

PowerPack

PowerPacks can be used to upgrade to more powerful software. The licensee receives a new license agreement and CoL (Certificate of License) with the PowerPack. This CoL, together with the CoL for the original product, proves that the new software is licensed.

A separate PowerPack must be purchased for each original license of the software to be replaced.

Upgrade

An upgrade permits the use of a new version of the software on the condition that a license for a previous version of the product is already held.

The licensee receives a new license agreement and CoL with the upgrade. This CoL, together with the CoL for the previous product, proves that the new version is licensed.

A separate upgrade must be purchased for each original license of the software to be upgraded.

Overview**ServicePack**

ServicePacks are used to debug existing products. ServicePacks may be duplicated for use as prescribed according to the number of existing original licenses.

License key

Siemens Industry Automation & Drive Technologies supplies software products with and without license keys.

The license key serves as an electronic license stamp and is also the "switch" for activating the software (floating license, rental license, etc.).

The complete installation of software products requiring license keys includes the program to be licensed (the software) and the license key (which represents the license).

Software Update Service (SUS)

As part of the SUS contract, all software updates for the respective product are made available to you free of charge for a period of one year from the invoice date. The contract will automatically be extended for one year if it is not canceled three months before it expires.

The possession of the current version of the respective software is a basic condition for entering into an SUS contract.

You can download explanations concerning license conditions from https://mall.industry.siemens.com/legal/ww/en/terms_of_trade_en.pdf

Appendix

Notes

1. General Provisions

By using this catalog you can purchase products (hardware, software and services) described therein from Siemens Aktiengesellschaft subject to the following Terms and Conditions of Sale and Delivery (hereinafter referred to as "T&C"). Please note that the scope, the quality and the conditions for supplies and services, including software products, by any Siemens entity having a registered office outside Germany, shall be subject exclusively to the General Terms and Conditions of the respective Siemens entity. The following T&C apply exclusively for orders placed with Siemens Aktiengesellschaft, Germany.

1.1 For customers with a seat or registered office in Germany

For customers with a seat or registered office in Germany, the following terms and conditions apply subordinate to T&C:

- for products, which include specific terms and conditions in the description text, these specific terms and conditions shall apply and subordinate thereto,
- for installation work the "General Conditions for Erection Works – Germany"¹⁾ ("Allgemeine Montagebedingungen – Deutschland" (currently only available in German)) and/or
- for stand-alone software products and software products forming a part of a product or project, the "General License Conditions for Software Products for Automation and Drives for Customers with a Seat or registered Office in Germany"¹⁾ and/or
- for consulting services the "General Terms and Conditions for Consulting Services of the Division DF – Germany"¹⁾ and/or
- for other supplies and/or services the "General Conditions for the Supply of Products and Services of the Electrical and Electronics Industry"¹⁾.

In case such supplies and/or services should contain Open Source Software, the conditions of which shall prevail over the "General Conditions for the Supply of Products and Services of the Electrical and Electronics Industry"¹⁾, a notice will be contained in the scope of delivery in which the applicable conditions for Open Source Software are specified. This shall apply mutatis mutandis for notices referring to other third party software components.

1.2 For customers with a seat or registered office outside Germany

For customers with a seat or registered office outside Germany, the following terms and conditions apply subordinate to T&C:

- for products, which include specific terms and conditions in the description text, these specific terms and conditions shall apply and subordinate thereto,
- for services the "International Terms & Conditions for Services"¹⁾ supplemented by "Software Licensing Conditions"¹⁾ and/or
- for consulting services the "General Terms and Conditions for Consulting Services of the Division DF – Germany"¹⁾ and/or
- for other supplies of hard- and software the "International Terms & Conditions for Products"¹⁾ supplemented by "Software Licensing Conditions"¹⁾

1.3 For customers with master or framework agreement

To the extent our supplies and/or services offered are covered by an existing master or framework agreement, the terms and conditions of that agreement shall apply instead of T&C.

2. Prices

The prices are in € (Euro) ex point of delivery, exclusive of packaging.

The sales tax (value added tax) is not included in the prices. It shall be charged separately at the respective rate according to the applicable statutory legal regulations.

Prices are subject to change without prior notice. We will charge the prices valid at the time of delivery.

To compensate for variations in the price of raw materials (e.g. silver, copper, aluminum, lead, gold, dysprosium and neodym), surcharges are calculated on a daily basis using the so-called metal factor for products containing these raw materials. A surcharge for the respective raw material is calculated as a supplement to the price of a product if the basic official price of the raw material in question is exceeded.

The metal factor of a product indicates the basic official price (for those raw materials concerned) as of which the surcharges on the price of the product are applied, and with what method of calculation.

An exact explanation of the metal factor can be downloaded at: https://mall.industry.siemens.com/legal/ww/en/terms_of_trade_en.pdf

To calculate the surcharge (except in the cases of dysprosium and neodym), the official price from the day prior to that on which the order was received or the release order was effected is used.

To calculate the surcharge applicable to dysprosium and neodym ("rare earths"), the corresponding three-month basic average price in the quarter prior to that in which the order was received or the release order was effected is used with a one-month buffer (details on the calculation can be found in the explanation of the metal factor).

3. Additional Terms and Conditions

The dimensions are in mm. In Germany, according to the German law on units in measuring technology, data in inches apply only to devices for export.

Illustrations are not binding.

Insofar as there are no remarks on the individual pages of this catalog – especially with regard to data, dimensions and weights given – these are subject to change without prior notice.

¹⁾ The text of the Terms and Conditions of Siemens AG can be downloaded at https://mall.industry.siemens.com/legal/ww/en/terms_of_trade_en.pdf

Appendix

Conditions of sale and delivery

4. Export Regulations

We shall not be obligated to fulfill any agreement if such fulfillment is prevented by any impediments arising out of national or international foreign trade or customs requirements or any embargoes and/or other sanctions.

Export may be subject to license. We shall indicate in the delivery details whether licenses are required under German, European and US export lists.

Our products are controlled by the U.S. Government (when labeled with "ECCN" unequal "N") and authorized for export only to the country of ultimate destination for use by the ultimate consignee or end-user(s) herein identified. They may not be resold, transferred, or otherwise disposed of, to any other country or to any person other than the authorized ultimate consignee or end-user(s), either in their original form or after being incorporated into other items, without first obtaining approval from the U.S. Government or as otherwise authorized by U.S. law and regulations.

The export indications can be viewed in advance in the description of the respective goods on the Industry Mall, our online catalog system. Only the export labels "AL" and "ECCN" indicated on order confirmations, delivery notes and invoices are authoritative.

Products labeled with "AL" unequal "N" are subject to European / national export authorization. Products without label, with label "AL:N" / "ECCN:N", or label "AL:9X9999" / "ECCN: 9X9999" may require authorization from responsible authorities depending on the final end-use, or the destination.

If you transfer goods (hardware and/or software and/or technology as well as corresponding documentation, regardless of the mode of provision) delivered by us or works and services (including all kinds of technical support) performed by us to a third party worldwide, you must comply with all applicable national and international (re-)export control regulations.

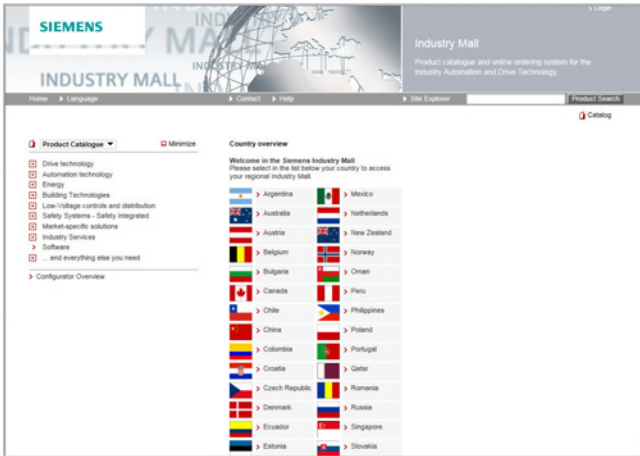
If required for the purpose of conducting export control checks, you (upon request by us) shall promptly provide us with all information pertaining to the particular end customer, final disposition and intended use of goods delivered by us respectively works and services provided by us, as well as to any export control restrictions existing in this relation.

The products listed in this catalog may be subject to European/German and/or US export regulations. Any export requiring approval is therefore subject to authorization by the relevant authorities.

Errors excepted and subject to change without prior notice.

Selection and ordering at Siemens Industry Mall, downloading and ordering catalogs

Easy product selection and ordering: Industry Mall



Industry Mall

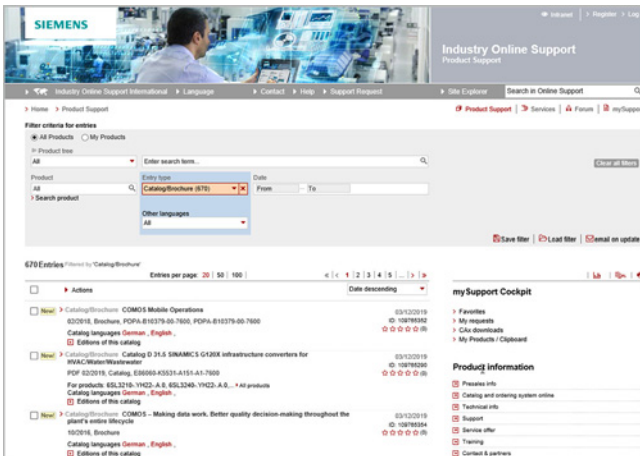
The Industry Mall is a Siemens AG Internet ordering platform. It provides you with online access to a comprehensive product spectrum that is presented in an informative, well-organized way.

Powerful search functions help you select the required products, while configurators enable you to configure complex product and system components quickly and easily. CAX data are also available for you to use.

Data transfer allows the entire procedure, from selection through ordering to tracking and tracing, to be carried out online. Availability checks, individual customer discounting, and quotation preparation are also possible.

www.siemens.com/industrymall

Downloading catalogs



Siemens Industry Online Support

You can download catalogs and brochures in PDF format from Siemens Industry Online Support without having to register.

The filter box makes it possible to perform targeted searches.

www.siemens.com/industry-catalogs

Ordering printed catalogs



Please contact your local Siemens branch if you are interested in ordering printed catalogs.

Addresses can be found at

www.siemens.com/automation-contact

Published by:
Siemens AG

Digital Industries
Factory Automation
Postfach 48 48
90026 Nürnberg
Germany

PDF (E86060-K4680-A101-C8-7600)

KG 0820 PDF 802 En

Produced in Germany

© Siemens 2020

Subject to change without prior notice.

The information provided in this brochure contains merely general descriptions or characteristics of performance which in case of actual use do not always apply as described or which may change as a result of further development of the products.

An obligation to provide the respective characteristics shall only exist if expressly agreed in the terms of contract. Availability and technical specifications are subject to change without notice.

All product designations may be trademarks or product names of Siemens AG or supplier companies whose use by third parties for their own purposes could violate the rights of the owners.

Security information

Siemens provides products and solutions with industrial security functions that support the secure operation of plants, systems, machines and networks.

In order to protect plants, systems, machines and networks against cyber threats, it is necessary to implement – and continuously maintain – a holistic, state-of-the-art industrial security concept. Siemens' products and solutions constitute one element of such a concept.

Customers are responsible for preventing unauthorized access to their plants, systems, machines and networks. Such systems, machines and components should only be connected to an enterprise network or the internet if and to the extent such a connection is necessary and only when appropriate security measures (e.g. firewalls and/or network segmentation) are in place.

For additional information on industrial security measures that may be implemented, please visit

<https://www.siemens.com/industrialsecurity>

Siemens' products and solutions undergo continuous development to make them more secure. Siemens strongly recommends that product updates are applied as soon as they are available and that the latest product versions are used. Use of product versions that are no longer supported, and failure to apply the latest updates may increase customer's exposure to cyber threats.

To stay informed about product updates, subscribe to the Siemens Industrial Security RSS Feed under

<https://www.siemens.com/industrialsecurity>